



# MEDION<sup>®</sup>

## Tablet PC MD 98488

---

### Safety Instructions

This safety manual is part of your documentation.  
Store this safety manual together with the rest of your documentation.

MSN 4004 6370





# 1. About these Instructions








Before using the device for the first time, please read these operating instructions carefully, paying special attention to the safety notices.

This device should only be used as designated and as described in these instructions.

Please keep these instructions in a safe place for future reference. Always include these instructions if passing the device on.

# 2. Symbols and Key words used in these Instructions

|   |   |
|---|---|
|    | <p><b>DANGER!</b><br/><i>Warning of immediate risk of fatal injury!</i></p> <p><b>WARNING!</b><br/><i>Warning: possible mortal danger and/or serious irreversible injuries!</i></p> <p><b>CAUTION!</b><br/><i>Warning: possible light or moderate injuries!</i></p> |
|   | <p><b>CAUTION!</b><br/><i>Please follow the guidelines to avoid injuries and/or property damage.</i></p>  |
|  | <p><b>PLEASE NOTE!</b><br/>Please follow the guidelines in the operating instructions.</p>  |
|  | <p><b>WARNING!</b><br/><i>Warning: danger of electric shock!</i></p>  |
|  | <p><b>WARNING!</b><br/><i>Warning: danger due to excessive volume!</i></p>  |
| <p>•</p>  | <p>Bullet point/information on operating steps and results</p>  |





## 2.1. Proper Use

You can use your tablet PC in various ways. For example, you can surf the internet whenever and wherever you want, read books and news articles, play games, watch films and communicate with the whole world.

An internet connection is required to access the internet and this service may be subject to a charge.

The device is intended for private use only and not for industrial/commercial use.

Please note that we shall not be liable in cases of improper use:

- Do not modify the device without our consent and do not use any auxiliary equipment which we have not approved or supplied.
- Use only spare parts and accessories which we have supplied or approved.
- Follow all the instructions in this instruction manual, especially the safety information. Any other use is deemed improper and can cause personal injury or damage to the product.
- Do not use the device in extreme environmental conditions.

## 2.2. Declaration of Conformity

This device is supplied with the following wireless features:

- Wireless LAN
- Bluetooth
- 3G (optional)

Medion AG hereby declares that this device conforms to the fundamental requirements and the remaining relevant regulations of the 1999/5/EC R&TTE Directive.

This product satisfies the basic requirements and relevant regulations of the Ecodesign Directive 2009/125/EC. Full declarations of conformity are available at <http://www.medion.com/conformity>.





## 3. Safety Instructions

### 3.1. Dangers for children and people with reduced ability to operate electronics

- This device is not intended for use by people (including children) with reduced physical, sensory or mental abilities or for those without experience and/or knowledge, unless they are supervised by a person responsible for their safety or they have been instructed in its use.
- Children should be supervised to ensure that they do not play with the device. Children should not be allowed to use this device without supervision.
- Keep the device and its accessories out of the reach of children.



**DANGER!**

***Keep plastic packaging out of the reach of children. There is a risk of suffocation.***

### 3.2. Operational Safety

Please follow the instructions in this section for the safe operation of your tablet.

- Do not open the case of the tablet, or the power adapter. When the case is open there is a danger of severe electric shock.
- Do not insert foreign objects through the slots and openings of the tablet. This may lead to electric shock, electrical short-circuit or fire that will damage your tablet.
- Operation under extreme environmental conditions can result in damage to your tablet.
- Do not operate the tablet during a thunderstorm, in order to avoid damage through a lightning strike.
- Never place objects on top of the tablet that would exert any pressure on the LCD display.
- In order to avoid damage to the LCD display, do not touch it with sharp objects.





- Do not expose the tablet PC to heat for any extended period. This applies in particular to leaving it in your car, as excessive heat could deform the various components.
- Update the software regularly to make sure the tablet PC is always compatible and stable.
- Switch off your tablet immediately or do not switch it on at all and contact the contact customer service if:
  - The power supply or the connectors attached to it are burnt or damaged. Replace the defective power supply with an original power supply. Under no circumstances may a defective power supply be repaired.
  - ... the housing of the tablet is damaged or fluids have leaked into it. Have the tablet checked by customer service first as the tablet may not be safely operated and there may be a life-threatening risk of electrocution!

If the tablet PC gets wet:

- Do not switch it on.
- Disconnect the power cable and switch off the tablet PC.
- Do not switch it back on until it has dried off completely.





### 3.3. Notes on lithium-ion batteries

This device contains a lithium-ion battery. Please note the following when using lithium-ion batteries:

- Charge the battery regularly and as fully as possible. Do not leave the battery discharged for long periods.
- Keep the battery away from heat sources such as radiators or open flames, e.g. candles. There is a risk of explosion!
- If the device cannot be switched on although it is connected to a power source, please contact your service centre.
- Do not use chargers or batteries that are in damaged any way.
- Do not dismantle or deform the batteries. You could injure your hands or fingers, and battery fluid could come into contact with your eyes or skin. If this happens, rinse the affected areas immediately with plenty of clean water and contact your doctor immediately.

### 3.4. Never Carry out Repairs Yourself



#### **WARNING!**

***Never try to open or repair the device yourself. There is a risk of electrical shock!***

- If there is a fault, contact the Service Centre or other suitable specialist workshop.

### 3.5. Ambient Temperature

- The tablet is most reliably operated at an ambient temperature between 5°C and 30°C and at a relative humidity between 20% and 80% (without condensation).
- When powered off, the tablet can be stored at temperatures between 0°C and 60°.
- Wait until the tablet has reached ambient (room) temperature before turning it on or connecting it to the power adapter. Drastic variations in temperature and humidity can create condensation within the tablet and may cause it to short-circuit.





- Make sure you do not expose the tablet to high temperatures and direct sunlight in the car.
- Keep the original packaging in the event the device needs to be sent.
- Your tablet PC is not suitable for use with workstations in accordance with the workstation regulation.

## 3.6. Connecting

Pay attention to the following information in order to connect your tablet correctly.

### 3.6.1. Power Adapter

- Do not open the power adapter housing. When the housing is open there is a danger of severe electric shock. It contains no user-serviceable parts.
- The electric outlet must be in the vicinity of the tablet and within reach of the power adapter cords.
- To disconnect your tablet from the power source, or set the tablet to battery operation, remove the power cord from the tablet's power socket.
- Only use the tablet with a power adapter operating at AC 100-240V~50/60 Hz. For details on power consumption, please refer to the rating plate on the rear of your tablet. If you are unsure of the type of power supply available at the point of use, ask your local power company.
- Use only the supplied power adapter.
- To detach the power adapter from the mains power supply remove the plug from the power source first and then remove the connector from the tablet. A reverse sequence could damage the power adapter or the tablet. Always hold the connector firmly when removing it. Never pull on the power cord.



#### **CAUTION!**

*Use only the supplied mains adapter to charge your tablet PC.*





### **WARNING!**

***The use of headphones/earphones with a high volume can lead to lasting damage to your hearing. Set the volume to the lowest level before reproducing any sound. Start the sound reproduction and increase the volume to the level that is comfortable for you. Changing the basic settings of the equaliser can also cause damage to the hearing of the listener.***

***It can cause damage to the hearing ability of the listener if a device is operated through earphones with an increased volume for a long period.***

## **3.7. Cabling**

- Arrange cables so that no one can walk on or trip over them.
- Do not place objects on any of the cables.

## **3.8. Maintenance**



### **CAUTION!**

***There are no user-serviceable or user-cleanable parts inside the tablet housing. Never open the tablet housings.***

Following these measures can extend the lifetime of your tablet. Before cleaning the tablet and its accessories, proceed as follows:

- Switch off the tablet.
- Before cleaning, always remove the power adapter plug and all connecting cables.
- Do not use any solvents, corrosive or gaseous cleaning agents.

## **3.9. Measures for Protecting the Display**

- The display is the most sensitive component part of the tablet as it consists of thin glass. It can break if stressed too strongly. Do not scratch the cover of the tablet, because it will not be possible to remove any scratches.
- Prevent contact between the display and hard objects (e.g. buttons, wristwatch).
- Do not place any objects on the display.







- Do not allow any objects to drop onto the display.
- Do not pour any fluids into the tablet, as this could damage it.
- Do not scratch the display with your fingernails or hard objects.
- Do not clean the display with chemical cleaning products.
- Clean the display with a soft, dry and lint-free cloth.

### 3.10. FCC Compliance Statement

This device complies with part 15 of the FCC Rules. Operation is subject to the following

two conditions:

- 1) This device may not cause harmful interference, and
- 2) this device must accept any interference received, including interference that may cause undesired operation.

Changes or modifications not expressly approved by the party responsible for compliance could void the user's authority to operate the equipment

NOTE: This equipment has been tested and found to comply with the limits for a Class B digital device, pursuant to Part 15 of the FCC Rules. These limits are designed to provide reasonable protection against harmful interference in a residential installation. This equipment generates, uses and can radiate radio frequency energy and, if not installed and used in accordance with the instructions, may cause harmful interference to radio communications. However, there is no guarantee that interference will not occur in a particular installation. If this equipment does cause harmful interference to radio or television reception, which can be determined by turning the equipment off and on, the user is encouraged to try to correct the interference by one or more of the following measures:

- Reorient or relocate the receiving antenna.
- Increase the separation between the equipment and receiver.
- Connect the equipment into an outlet on a circuit different from that to which the receiver is connected.
- Consult the dealer or an experienced radio/TV technician for help.

This equipment complies with FCC radiation exposure limits set forth for an uncontrolled environment. End users must follow the specific operating instructions for satisfying RF exposure compliance.





## 4. Recycling and Disposal

Should you have any questions concerning the disposal please contact your dealer or our customer service.

### Packaging



To avoid damage during transport, the tablet is stored in packaging. Packaging is produced mostly from materials which can be disposed of in an environmentally friendly manner and be professionally recycled.

### Device



At the end of its life, the appliance should not be disposed of in household rubbish. Enquire about the options for environmentally friendly disposal.

