

DWG NUMBER	DATE	PAGES	MODIFICATION DESCRIPTION
BM0650-GRT-2019-V1	11.06.19	F 1-4 (all) P 1 (all) S 1 (all)	First Issue
BM0650-GRT-2019-V2	14.06.19	F 5 P 1 (all)	Added serial sticker
BM0650-GRT-2019-V3	TBA 19	S 1 (all)	Updated French sticker

**GLOBAL ARTWORK: COLOUR KEY TO SECTIONS**

■ **MAGENTA: ARTWORK**    ■ **GREEN: POSITIONAL**    ■ **RED: STICKER**

**ALTHOUGH ALL CARE IS TAKEN IN THE PREPARATION OF THIS ARTWORK,  
FINAL RESPONSIBILITY RESTS WITH YOU THE CLIENT.**

**CHECKING NOTE FOR BREVILLE GROUP**     **SIGNED OFF BY MARKETING**     **SIGNED OFF BY ENGINEERING**

Please be sure to check the entire artwork carefully, including:

- Graphics that relate to engineering issues, such as calibration and functionality of (but not limited to) switches, LED lights, dials, jugs and vessels, etc.
- Naming and descriptor text, such as wattage graphics, appropriate description, etc.
- Colour specification that relate to engineering issues, such as identifying materials to confirm if parts can be sprayed or moulded to match our swatch, and whether shared tooling will restrict individual parts being moulded to match our swatch, etc.

**All graphics specified in this artwork must pass the following adhesion tests:**

1. With the graphics in place on the product, scratch firmly with a finger nail with an inward action. There should be no sign of damage to the markings.
2. After test 1, a length of scotch brand tape is to be firmly stuck over the graphics, and rubbed down to ensure maximum adhesion of the tape. Pull away from the surface at 90° at a constant rate. There should not be any evidence of the graphic stuck to the tape.
3. After test 2, rub for 15 seconds by hand with a piece of cloth soaked in water, and again for 15 seconds with a piece of cloth soaked in petroleum spirit (hexane). After this test, check that markings are easily legible, and that the graphics cannot be easily removed and show no signs of becoming detached from the surface to which they are applied.
4. If used for frying/cooking, ink used on this product must be able to withstand the operating temperature and not dissolved by oil.

**GRAPHICS NOTE FOR FACTORY**

Factory must use our film, and must not recreate artwork. Factory samples will not be approved if graphics do not match our artwork. Fonts must be the same as our artwork, and can not be substituted for other fonts. We will supply film page in digital copy, in EPS and PDF format. If factory requires film in another format, please advise. If factory can not use digital film, please advise and we will forward hard copy via courier.

**RESTRICTED & CONFIDENTIAL**

This drawing and all information shown hereon are the exclusive property of HWI Electrical, and are submitted only on a confidential basis. The recipient agrees not to reproduce the drawing, to return it upon request, and that no disclosure of the drawing or the information shown hereon will be made to a third party without prior written consent from HWI Electrical.

<b>PRODUCT GRAPHICS ARTWORK</b>	
<b>ISSUE</b>	BM0650-GRT-2019-V3
<b>JOB</b>	115-01-0195 <b>A4</b>
<b>DATE</b>	TBA 19 <b>NOT TO SCALE</b>

**RETURN TO BREVILLE PTY LTD**  
 HEAD OFFICE  
 Breville Building, Sydney Corporate Park  
 Suite 2, 170-180 Bourke Road  
 NSW, 2016  
 SYDNEY, AUSTRALIA

1A



CAUTION MICROWAVES.  
ATTENTION MICRO-ONDES.

PN: XXXXXXXXXXXXXXX



**REFERENCE LINE ONLY**

Graphic is actual size when this line measures 120 mm

USC - BSS  
Print to Match PMS485 - Print First

**NOTE:** These graphics must pass all the adhesion tests outlined on Sheet 1 of this artwork.

**RESTRICTED & CONFIDENTIAL**

This drawing and all information shown hereon are the exclusive property of HWI Electrical, and are submitted only on a confidential basis. The recipient agrees not to reproduce the drawing, to return it upon request, and that no disclosure of the drawing or the information shown hereon will be made to a third party without prior written consent from HWI Electrical.

**PRODUCT GRAPHICS ARTWORK**

<b>ISSUE</b>	BM0650-GRT-2019-V3
<b>JOB</b>	115-01-0195
<b>DATE</b>	TBA 19

**A4**

**NOT TO SCALE**

**RETURN TO BREVILLE PTY LTD**  
HEAD OFFICE  
Breville Building, Sydney Corporate Park  
Suite 2, 170-180 Bourke Road  
NSW, 2016  
SYDNEY, AUSTRALIA

2A



**Breville**



**Microwave Oven (Household) Model BM0650 SIL**  
Power Input 120V ~60Hz 1350W

Single phase with grounding Output Frequency 2450MHz  
This device complies with DHHS Radiation Performance Standards 21 CFR Subchapter J.

Designed and Engineered in Australia by Breville.  
Made in China. Fabriqué en Chine. For assistance, visit [www.Breville.com](http://www.Breville.com).  
Pour toute assistance, visitez [www.Breville.com](http://www.Breville.com)  
Customer Service USA 1-866-273-8455 CAN 1-855-683-3535  
[www.Breville.com](http://www.Breville.com)

**Energy Verified  
Remendement  
Energétique Vérifié**

BREVILLE CANADA L.P.  
3595 Boulevard Côte-Vertu, Saint-Laurent, QC H4R 1R2, Canada.  
BREVILLE USA INC.  
19400 S. Western Ave, Torrance, CA 90501-1119.  
United States of America.

THIS ISM APPARATUS MEETS ALL REQUIREMENTS OF THE CANADIAN INTERFERENCE CAUSING EQUIPMENT REGULATIONS. CE GÉNÉRATEUR DE FRÉQUENCE RADIO ISM RESPECTE TOUTES LES EXIGENCES DU RÈGLEMENT SUR LE MATÉRIEL BROUILLEUR CANADA.  
CAN ICES-1  
NMB-1

**CAUTION:**

This device is to be serviced only by properly qualified service personnel. Consult the service manual for proper service procedures to assure continued compliance with the federal performance standard for microwave ovens and for precautions to be taken to avoid possible exposure to excessive microwave energy.

**WARNING:**

- Disconnect appliance before servicing. Removal of enclosure with product energized may expose serviceman to hazardous high-voltage potentials.
- To ensure continued protection against shock hazard, connect to properly grounded outlets only.
- Certain internal parts are intentionally not grounded and may present a risk of electrical shock only during service, service personnel. Do not contact the internal electrical parts while the appliance is energized: Fan Motor and Turntable Motor.
- Not for build-in installation.
- Risk of electric shock. Non-removable fasteners are provided because of internal high voltages.
- Do not remove fasteners.
- Not for commercial use.
- DO NOT ATTEMPT TO OPERATE THIS MICROWAVE OVEN WITH:
  - (A) OBJECT CAUGHT IN DOOR
  - (B) DOOR THAT DOES NOT CLOSE PROPERLY
  - (C) DAMAGED DOOR HINGE, LATCH OR SEALING SURFACE

**ATTENTION:**

Les réparations de cet appareil doivent être effectuées exclusivement par un technicien dûment qualifié. Consultez le livret d'instructions pour connaître les procédures d'entretien adéquates, vous assurer qu'elles sont conformes aux normes fédérales de performance pour les fours à micro-ondes et prendre les précautions contre le risque d'exposition à l'énergie excessive des micro-ondes.

**AVERTISSEMENT:**

- Débrancher l'appareil avant de le faire réparer. Le retrait du boîtier d'un appareil sous tension peut exposer le réparateur à un danger potentiel de haute tension.
- Pour assurer une protection continue contre les chocs électriques, brancher l'appareil uniquement dans une prise de courant correctement reliée à la terre.
- Certaines pièces internes sont délibérément non reliées à la terre et peuvent présenter un risque de chocs électriques durant les réparations qui doivent être effectuées par un technicien qualifié seulement. Ne pas toucher les pièces suivantes pendant que l'appareil est sous tension : le moteur du ventilateur et le moteur du plateau tournant.
- Cet appareil ne doit pas être encastré.
- Risque de chocs électriques. Les attaches fixes sont fournies en raison de la tension interne élevée. Ne pas retirer ces attaches.
- Non destiné à l'usage commercial.
- NE PAS UTILISER CE FOUR SI:
  - (A) UN OBJET BLOQUE L'OUVERTURE DE LA PORTE
  - (B) LA PORTE NE FERME PAS BIEN
  - (C) LES CHARNIERS, LE VERROUILLAGE OU LE JOINT D'ÉTANCHÉITE SONT ENDOMMAGÉS.

**REFERENCE LINE ONLY**

Graphic is actual size when this line measures 120 mm

USC - BSS  
Print to Match Black - Print Second

**NOTE:** These graphics must pass all the adhesion tests outlined on Sheet 1 of this artwork.

**RESTRICTED & CONFIDENTIAL**


This drawing and all information shown hereon are the exclusive property of HWI Electrical, and are submitted only on a confidential basis. The recipient agrees not to reproduce the drawing, to return it upon request, and that no disclosure of the drawing or the information shown hereon will be made to a third party without prior written consent from HWI Electrical.

**PRODUCT GRAPHICS ARTWORK**

<b>ISSUE</b>	BM0650-GRT-2019-V3
<b>JOB</b>	115-01-0195 <b>A4</b>
<b>DATE</b>	TBA 19 <b>NOT TO SCALE</b>

**RETURN TO BREVILLE PTY LTD**  
HEAD OFFICE  
Breville Building, Sydney Corporate Park  
Suite 2, 170-180 Bourke Road  
NSW, 2016  
SYDNEY, AUSTRALIA

3A



**REFERENCE LINE ONLY**

Graphic is actual size when this line measures 120 mm

USC - BSS  
Dieline - Do Not Print

**NOTE:** These graphics must pass all the adhesion tests outlined on Sheet 1 of this artwork.

**RESTRICTED & CONFIDENTIAL**

This drawing and all information shown hereon are the exclusive property of HWI Electrical, and are submitted only on a confidential basis. The recipient agrees not to reproduce the drawing, to return it upon request, and that no disclosure of the drawing or the information shown hereon will be made to a third party without prior written consent from HWI Electrical.

**PRODUCT GRAPHICS ARTWORK**


<b>ISSUE</b>	BM0650-GRT-2019-V3	<b>A4</b>	<b>NOT TO SCALE</b>
<b>JOB</b>	115-01-0195		
<b>DATE</b>	TBA 19		

**RETURN TO BREVILLE PTY LTD**  
HEAD OFFICE  
Breville Building, Sydney Corporate Park  
Suite 2, 170-180 Bourke Road  
NSW, 2016  
SYDNEY, AUSTRALIA

“PN” number confined to this location. Number to be updated by Midea.

220mm

115mm

**Breville** 

**Microwave Oven (Household) Model BM0650 SIL**  
Power Input 120V~60Hz 1350W

Single phase with grounding Output Frequency 2450MHZ  
This device complies with DHHS Radiation Performance Standards 21 CFR Subchapter J.

Designed and Engineered in Australia by Breville.  
Made in China. Fabrique en Chine. For assistance, visit [www.Breville.com](http://www.Breville.com)  
Pour toute assistance, visitez [www.Breville.com](http://www.Breville.com)

Customer Service USA 1-866-273-8455 CAN 1-855-683-3535  
[www.Breville.com](http://www.Breville.com)

THIS ISM APPARATUS MEETS ALL REQUIREMENTS OF THE CANADIAN INTERFERENCE CAUSING EQUIPMENT REGULATIONS. CE GENERATEUR DE FREQUENCE RADIO ISM RESPECTE TOUTES LES EXIGENCES DU REGLEMENT SUR LE MATERIEL BROUILLEUR CANADA.


CAN ICES-1  
NMB-1

BREVILLE CANADA L.P.  
3595 Boulevard Côte-Vertu, Saint-Laurent, QC H4R 1R2, Canada.  
BREVILLE USA INC.  
19400 S. Western Ave, Torrance, CA 90501-1119,  
United States of America.

**PN: XXXXXXXXXXXXX**

**CAUTION MICROWAVES.**  
**ATTENTION MICRO-ONDES.**

**Energy Verified  
Rendement  
Énergétique Vérifié**

 Manufactured Date/Date de Fabrication: July 2019  
Made in Shunde, China.  
Fabriqué in Shunde, China.  
FCC ID: 2AA0DBM0650

**CAUTION:**  
This device is to be serviced only by properly qualified service personnel. Consult the service manual for proper service procedures to assure continued compliance with the federal performance standard for microwave ovens and for precautions to be taken to avoid possible exposure to excessive microwave energy.

**WARNING:**  
Disconnect appliance before servicing. Removal of enclosure with product energized may expose serviceman to hazardous high-voltage potentials.  
To ensure continued protection against shock hazard, connect to properly grounded outlets only.  
Certain internal parts are intentionally not grounded and may present a risk of electrical shock only during service, service personnel. Do not contact the internal electrical parts while the appliance is energized: Fan Motor and Turntable Motor.  
Not for build-in installation.  
Risk of electric shock. Non-removable fasteners are provided because of internal high voltages.  
Do not remove fasteners.  
Not for commercial use.  
DO NOT ATTEMPT TO OPERATE THIS MICROWAVE OVEN WITH:  
(A) OBJECT CAUGHT IN DOOR  
(B) DOOR THAT DOES NOT CLOSE PROPERLY  
(C) DAMAGED DOOR HINGE, LATCH OR SEALING SURFACE

**ATTENTION:**  
Les réparations de cet appareil doivent être effectuées exclusivement par un technicien dûment qualifié. Consultez le livret d'instructions pour connaître les procédures d'entretien adéquates, vous assurer qu'elles sont conformes aux normes fédérales de performance pour les fours à micro-ondes et prendre les précautions contre le risque d'exposition à l'énergie excessive des micro-ondes.

**AVERTISSEMENT:**  
Débrancher l'appareil avant de le faire réparer. Le retrait du boîtier d'un appareil sous tension peut exposer le réparateur à un danger potentiel de haute tension.  
Pour assurer une protection continue contre les chocs électriques, brancher l'appareil uniquement dans une prise de courant correctement reliée à la terre.  
Certaines pièces internes sont délibérément non reliées à la terre et peuvent présenter un risque de chocs électriques durant les réparations qui doivent être effectuées par un technicien qualifié seulement. Ne pas toucher les pièces suivantes pendant que l'appareil est sous tension : le moteur du ventilateur et le moteur du plateau tournant.  
Cet appareil ne doit pas être encastéré.  
Risque de chocs électriques. Les attaches fixes sont fournies en raison de la tension interne élevée. Ne pas retirer ces attaches.  
Non destine a l'usage commercial.  
NE PAS UTILISER CE FOUR SI:  
(A) UN OBJET BLOQUE L'OUVERTURE DE LA PORTE  
(B) LA PORTE NE FERME PAS BIEN  
(C) LES CHARNIERS, LE VERROUILLAGE OU LE JOINT D'ETANCHÉITE SONT ENDOMMAGÉS.


YY: Denotes last two digits of the year (eg, 10 = 2010)

WW: Denotes week number (eg, 25 = week 25)

MAKE SURE "YYWW" IS DELETED FROM ACTUAL FILM ABOVE

**STICKER RATING: REFERENCE ONLY**

- Sticker base to be matt silver foil (not plasticized paper)
- Sticker to be permanent self-adhesive
- Sticker to be heat resistant
- Light grey background represents foil showing through (DO NOT PRINT GREY BACKGROUND)



**REFERENCE ONLY: NOT TO SCALE**

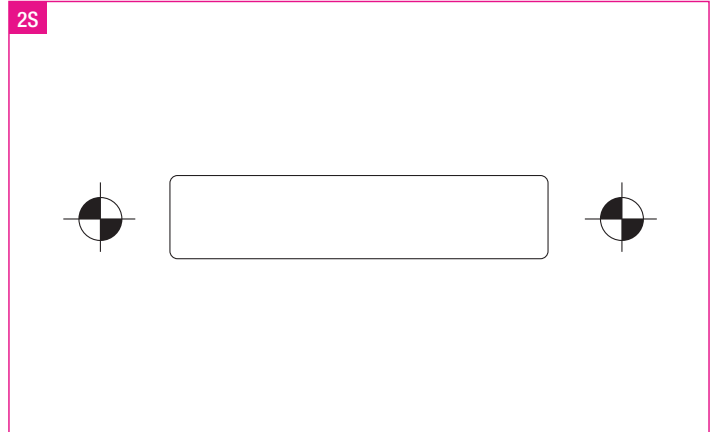

**RESTRICTED & CONFIDENTIAL**

This drawing and all information shown hereon are the exclusive property of HWI Electrical, and are submitted only on a confidential basis. The recipient agrees not to reproduce the drawing, to return it upon request, and that no disclosure of the drawing or the information shown hereon will be made to a third party without prior written consent from HWI Electrical.

**PRODUCT GRAPHICS ARTWORK**

<b>ISSUE</b>	BM0650-GRT-2019-V3
<b>JOB</b>	115-01-0195 <b>A4</b>
<b>DATE</b>	TBA 19 <b>NOT TO SCALE</b>

**RETURN TO BREVILLE PTY LTD**  
HEAD OFFICE  
Breville Building, Sydney Corporate Park  
Suite 2, 170-180 Bourke Road  
NSW, 2016  
SYDNEY, AUSTRALIA



All Variations  
Text Font: Helvetica Neue Bold Condensed  
Number Font: ORCB Medium

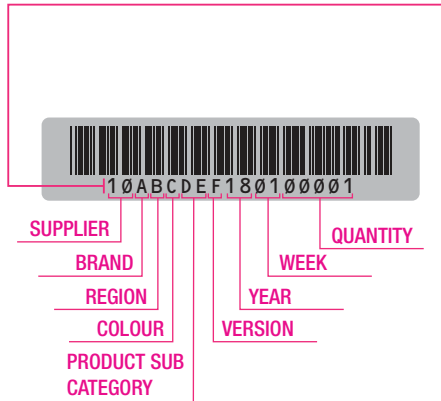
All Variations  
Knifeline - Do not print

Factory to ensure that each barcode and serial number is unique.



FACTORY TO USE STRIKE-THROUGH ZERO (AS SHOWN HERE) TO IDENTIFY IT AS A NUMBER, RATHER THAN A LETTER. AN EXAMPLE OF THE REQUIRED ZERO IS SHOWN BELOW.

10ABCDEF180100001



Factory to refer to the Giftbox Positional, Shipper Positional and Product Graphics for all instances of this sticker. This will be supplied when each product artwork is issued to the factory.

**STICKER RATING: REFERENCE ONLY**

- Sticker base to be matt silver foil (not plasticized paper)
- Sticker to be permanent self-adhesive
- Sticker to be heat resistant
- Light grey background represents foil showing through (DO NOT PRINT GREY BACKGROUND)

**REFERENCE ONLY: NOT TO SCALE**

**NOTE:** These graphics must pass all the adhesion tests outlined on Sheet 1 of this artwork.

**RESTRICTED & CONFIDENTIAL**

This drawing and all information shown hereon are the exclusive property of HWI Electrical, and are submitted only on a confidential basis. The recipient agrees not to reproduce the drawing, to return it upon request, and that no disclosure of the drawing or the information shown hereon will be made to a third party without prior written consent from HWI Electrical.

**PRODUCT GRAPHICS ARTWORK**

<b>ISSUE</b>	BM0650-GRT-2019-V3
<b>JOB</b>	115-01-0195
<b>DATE</b>	TBA 19

**A4**

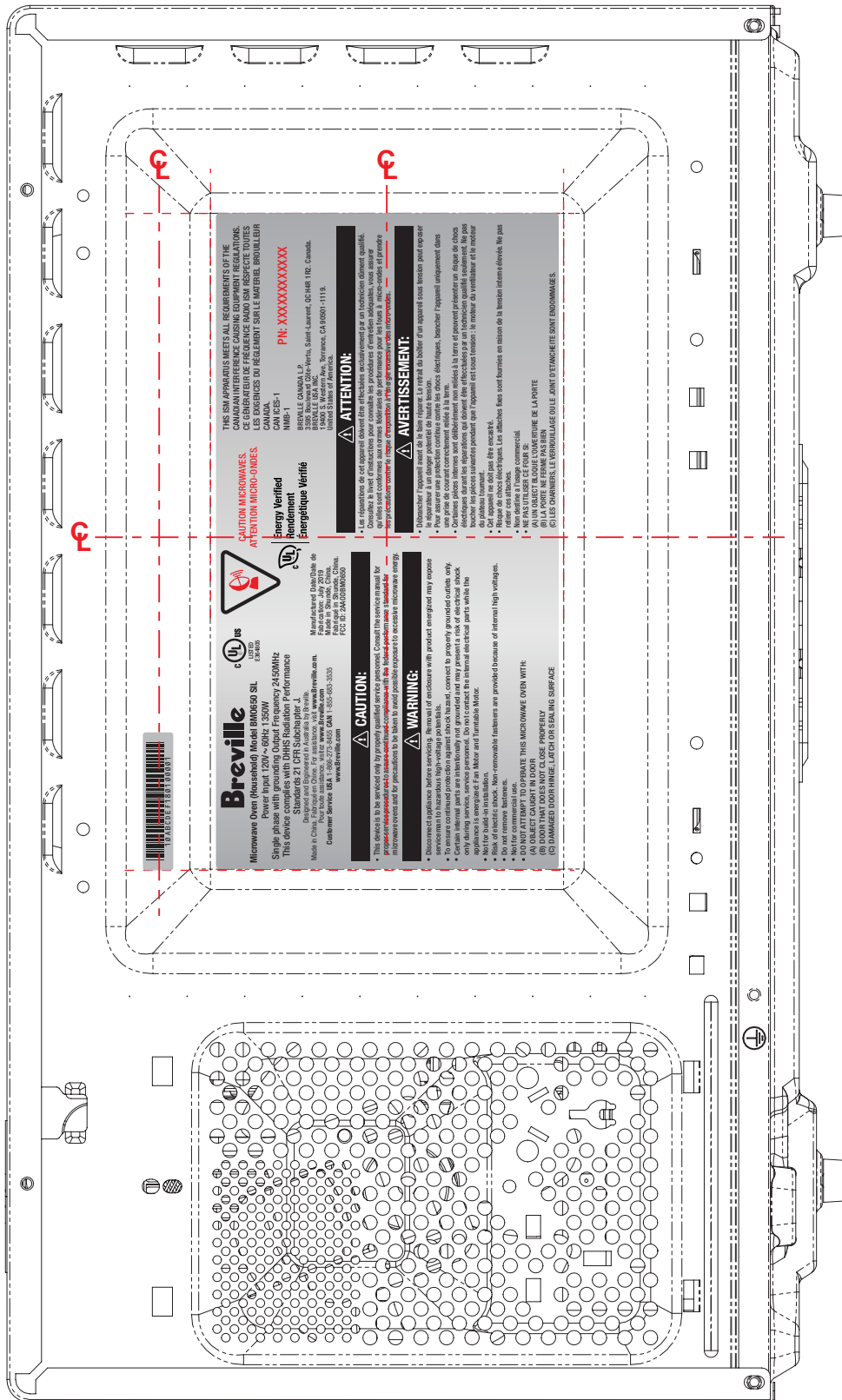
**NOT TO SCALE**

**RETURN TO BREVILLE PTY LTD**

HEAD OFFICE  
Breville Building, Sydney Corporate Park  
Suite 2, 170-180 Bourke Road  
NSW, 2016  
SYDNEY, AUSTRALIA



USC - Rating and Serial Sticker Positional



REFERENCE ONLY: NOT TO SCALE

RESTRICTED & CONFIDENTIAL

This drawing and all information shown hereon are the exclusive property of HWI Electrical, and are submitted only on a confidential basis. The recipient agrees not to reproduce the drawing, to return it upon request, and that no disclosure of the drawing or the information shown hereon will be made to a third party without prior written consent from HWI Electrical.

PRODUCT GRAPHICS ARTWORK

ISSUE	BM0650-GRT-2019-V3
JOB	115-01-0195
DATE	TBA 19

A4

NOT TO SCALE

RETURN TO BREVILLE PTY LTD  
 HEAD OFFICE  
 Breville Building, Sydney Corporate Park  
 Suite 2, 170-180 Bourke Road  
 NSW, 2016  
 SYDNEY, AUSTRALIA

**FOR CANADIAN ORDERS ONLY**

Please include French Translation Sticker Sheet with Instruction Booklet and Warranty Card.



**KNIFE  
DO NOT  
PRINT**



- Sticker to be matt silver foil (not plasticised paper)
- Sticker to be permanent self-adhesive
- Sticker to be heat resistant



**Breville** BMO650 - USC - The Compact Wave Soft Close  
*Autocollants de traduction de produits.  
 Coller sur les graphiques anglais.*

PUISSANCE	DÉCONGELER ou	RÉCHAUFFER
POPCORN	BOISSON	MENU ALIMENT
<b>TEMPS</b> Quantité		

CLÉ MENU ALIMENT	F3 Légumes congelés (Tasses)
F1 Pomme de terre (Entière)	CLÉ DÉCONGELER
F2 Pizza (Tranches)	Par poids
	Par temps
Ne retirez pas le couvercle du guide ondes de la cavité.	



**REFERENCE LINE ONLY**

Graphic is actual size when this line measures 120 mm

**NOTE:** These graphics must pass all the adhesion tests outlined on Sheet 1 of this artwork.

**RESTRICTED & CONFIDENTIAL**

This drawing and all information shown hereon are the exclusive property of HWI Electrical, and are submitted only on a confidential basis. The recipient agrees not to reproduce the drawing, to return it upon request, and that no disclosure of the drawing or the information shown hereon will be made to a third party without prior written consent from HWI Electrical.

**PRODUCT GRAPHICS ARTWORK**

<b>ISSUE</b>	BMO650-GRT-2019-V3
<b>JOB</b>	115-01-0195
<b>DATE</b>	TBA 19
<b>A4</b>	<b>NOT TO SCALE</b>

**RETURN TO BREVILLE PTY LTD**  
 HEAD OFFICE  
 Breville Building, Sydney Corporate Park  
 Suite 2, 170-180 Bourke Road  
 NSW, 2016  
 SYDNEY, AUSTRALIA