

PN: 26XXXXXXXXXX



CAUTION MICROWAVES.
ATTENTION MICRO-ONDES.



REFERENCE LINE ONLY

Graphic is actual size when this line measures 120 mm

USC - BSS

Print to Match PMS485 - Print First

NOTE: These graphics must pass all the adhesion tests outlined on Sheet 1 of this artwork.

RESTRICTED & CONFIDENTIAL

This drawing and all information shown hereon are the exclusive property of HWT Electrical, and are submitted only on a confidential basis. The recipient agrees not to reproduce the drawing, to return it upon request, and that no disclosure of the drawing or the information shown hereon will be made to a third party without prior written consent from HWT Electrical.

PRODUCT GRAPHICS ARTWORK

ISSUE	BM0650-GRT-2019-V1
JOB	115-01-0195
DATE	TBA 19
NOT TO SCALE	A4

RETURN TO BREVILLE PTY LTD


HEAD OFFICE
Breville Building, Sydney Corporate Park
Suite 2, 170-180 Bourke Road
NSW, 2016
SYDNEY, AUSTRALIA

THIS ISM APPARATUS MEETS ALL REQUIREMENTS OF THE CANADIAN INTERFERENCE CAUSING EQUIPMENT REGULATIONS. CE GÉNÉRATEUR DE FRÉQUENCE RADIO ISM RÈSPÈCTE TOUTES LES EXIGENCES DU RÈGLEMENT SUR LE MATÉRIEL BROUILLEUR CANADA.

CAN ICES-1
NMB-1

BREVILLE CANADA L.P.
3595 Boulevard Côte-Vertu, Saint-Laurent, QC H4R 1R2. Canada.
BREVILLE USA INC.
19400 S. Western Ave, Torrance, CA 90501-1119.
United States of America.

Energy Verified
Rendement
Énergétique Vérifié



Manufactured Date/Date de Fabrication: July 2019
Made in Shunde, China.
Fabriqué en Shunde, China.
FCC ID: 2AAXXXXXXX



Breville
Microwave Oven (Household) Model BM0650 SIL
Power Input 120V 60Hz 1350W
Single phase with grounding Output Frequency 2450MHz
This device complies with DHHS Radiation Performance Standards 21 CFR Subchapter J.

Designed and Engineered in Australia by Breville.
Made in China. Fabriqué en Chine. For assistance, visit www.Breville.com.
Pour toute assistance, visitez www.Breville.com
Customer Service USA 1-866-273-8455 CAN 1-855-683-3535
www.Breville.com

⚠ ATTENTION:

- Les réparations de cet appareil doivent être effectuées exclusivement par un technicien dûment qualifié. Consultez le livret d'instructions pour connaître les procédures d'entretien adéquates, vous assurer qu'elles sont conformes aux normes fédérales de performance pour les fours à micro-ondes et prendre les précautions contre le risque d'exposition à l'énergie excessive des micro-ondes.

⚠ AVERTISSEMENT:

- Débrancher l'appareil avant de le faire réparer. Le retrait du boîtier d'un appareil sous tension peut exposer le réparateur à un danger potentiel de haute tension.
- Pour assurer une protection continue contre les chocs électriques, brancher l'appareil uniquement dans une prise de courant correctement reliée à la terre.
- Certaines pièces internes sont délibérément non reliées à la terre et peuvent présenter un risque de chocs électriques durant les réparations qui doivent être effectuées par un technicien qualifié seulement. Ne pas toucher les pièces suivantes pendant que l'appareil est sous tension : le moteur du ventilateur et le moteur du plateau tournant.
- Cet appareil ne doit pas être encastré.
- Risque de chocs électriques. Les attaches fixes sont fournies en raison de la tension interne élevée. Ne pas retirer ces attaches.
- Non destiné à l'usage commercial.
- NE PAS UTILISER CE FOUR SI:
 - (A) UN OBJET BLOQUE L'OUVERTURE DE LA PORTE
 - (B) LA PORTE NE FERME PAS BIEN
 - (C) LES CHARNIERS, LE VERROUILLAGE OU LE JOINT D'ÉTANCHEITE SONT ENDOMMAGÉS.

⚠ CAUTION:

- This device is to be serviced only by properly qualified service personnel. Consult the service manual for proper service procedures to assure continued compliance with the federal performance standard for microwave ovens and for precautions to be taken to avoid possible exposure to excessive microwave energy.

⚠ WARNING:

- Disconnect appliance before servicing. Removal of enclosure with product energized may expose serviceman to hazardous high-voltage potentials.
- To ensure continued protection against shock hazard, connect to properly grounded outlets only.
- Certain internal parts are intentionally not grounded and may present a risk of electrical shock only during service, service personnel. Do not contact the internal electrical parts while the appliance is energized: Fan Motor and Turntable Motor.
- Not for build-in installation.
- Risk of electric shock. Non-removable fasteners are provided because of internal high voltages.
- Do not remove fasteners.
- Not for commercial use.
- DO NOT ATTEMPT TO OPERATE THIS MICROWAVE OVEN WITH:
 - (A) OBJECT CAUGHT IN DOOR
 - (B) DOOR THAT DOES NOT CLOSE PROPERLY
 - (C) DAMAGED DOOR HINGE, LATCH OR SEALING SURFACE



REFERENCE LINE ONLY


Graphic is actual size when this line measures 120 mm

USC - BSS
Print to Match Black - Print Second
NOTE: These graphics must pass all the adhesion tests outlined on Sheet 1 of this artwork.

RESTRICTED & CONFIDENTIAL
This drawing and all information shown herein are the exclusive property of HMI Electrical, and are submitted on a confidential basis. The recipient agrees not to reproduce the drawing, to return it upon request, and that no disclosure of the drawing or the information shown herein will be made to a third party without prior written consent from HMI Electrical.

PRODUCT GRAPHICS ARTWORK	
ISSUE	BM0650-GRT-2019-V1
JOB	115-01-0195
DATE	TBA 19
	A4
	NOT TO SCALE

RETURN TO BREVILLE PTY LTD
HEAD OFFICE
Breville Building, Sydney Corporate Park
Suite 2, 170-180 Bourke Road
NSW, 2016
SYDNEY AUSTRALIA



REFERENCE LINE ONLY

Graphic is actual size when this line measures 120 mm

USC - BSS
Die/line - Do Not Print

NOTE: These graphics must pass all the adhesion tests outlined on Sheet 1 of this artwork.

RESTRICTED & CONFIDENTIAL

This drawing and all information shown hereon are the exclusive property of HMI Electrical, and are submitted only on a confidential basis. The recipient agrees not to reproduce the drawing, to return it upon request, and that no disclosure of the drawing or the information shown hereon will be made to a third party without prior written consent from HMI Electrical.


PRODUCT GRAPHICS ARTWORK	
ISSUE	BM0650-GRT-2019-V1
JOB	115-01-0195
DATE	TBA 19
	NOT TO SCALE


RETURN TO BREVILLE PTY LTD
 HEAD OFFICE
 Breville Building, Sydney Corporate Park
 Suite 2, 170-180 Bourke Road
 NSW, 2016
 SYDNEY, AUSTRALIA

220mm
→ "PN" number confined to this location.


Breville

Microwave Oven (Household) Model BM0650 SIL
 Power Input 120V~60Hz 1350W
 Single phase with grounding Output Frequency 2450MHz
 This device complies with DHHS Radiation Performance Standards 21 CFR Subchapter J.
 Designed and Engineered in Australia by Breville.
 Made in China. Fabriqué en Chine. For assistance, visit www.Breville.com.
 Pour toute assistance, visitez www.Breville.com
 Customer Service USA 1-866-273-8455 CAN 1-855-683-3535
www.Breville.com





**CAUTION MICROWAVES.
ATTENTION MICRO-ONDES.**



**Energy Verified
Rendement
Énergétique Vérifié**

THIS ISM APPARATUS MEETS ALL REQUIREMENTS OF THE CANADIAN INTERFERENCE CAUSING EQUIPMENT REGULATIONS. CE GÉNÉRATEUR DE FRÉQUENCE RADIO ISM RESPECTE TOUTES LES EXIGENCES DU RÉGLEMENT SUR LE MATERIEL BROUILLEUR CANADA.
 CAN ICES-1
 NMB-1
PN: 26XXXXXXXXXX
 BREVILLE CANADA L.P.
 3595 Boulevard Côte-Vertu, Saint-Laurent, QC H4R 1R2. Canada.
 BREVILLE USA INC.
 19400 S. Western Ave, Torrance, CA 90501-1119.
 United States of America.

⚠ CAUTION:

- This device is to be serviced only by properly qualified service personnel. Consult the service manual for proper service procedures to assure continued compliance with the federal performance standard for microwave ovens and for precautions to be taken to avoid possible exposure to excessive microwave energy.

⚠ WARNING:

- Disconnect appliance before servicing. Removal of enclosure with product energized may expose serviceman to hazardous high-voltage potentials.
- To ensure continued protection against shock hazard, connect to properly grounded outlets only.
- Certain internal parts are intentionally not grounded and may present a risk of electrical shock only during service, service personnel. Do not contact the internal electrical parts while the appliance is energized: Fan Motor and Turntable Motor.
- Not for build-in installation.
- Risk of electric shock. Non-removable fasteners are provided because of internal high voltages.
- Do not remove fasteners.
- Not for commercial use.
- DO NOT ATTEMPT TO OPERATE THIS MICROWAVE OVEN WITH:
 - (A) OBJECT CAUGHT IN DOOR
 - (B) DOOR THAT DOES NOT CLOSE PROPERLY
 - (C) DAMAGED DOOR HINGE, LATCH OR SEALING SURFACE

⚠ ATTENTION:

- Les réparations de cet appareil doivent être effectuées exclusivement par un technicien dûment qualifié. Consultez le livret d'instructions pour connaître les procédures d'entretien adéquates, vous assurer qu'elles sont conformes aux normes fédérales de performance pour les fours à micro-ondes et prendre les précautions contre le risque d'exposition à l'énergie excessive des micro-ondes.


⚠ AVERTISSEMENT:

- Débrancher l'appareil avant de le faire réparer. Le retrait du boîtier d'un appareil sous tension peut exposer le réparateur à un danger potentiel de haute tension.
- Pour assurer une protection continue contre les chocs électriques, brancher l'appareil uniquement dans une prise de courant correctement reliée à la terre.
- Certaines pièces internes sont délibérément non reliées à la terre et peuvent présenter un risque de chocs électriques durant les réparations qui doivent être effectuées par un technicien qualifié seulement. Ne pas toucher les pièces suivantes pendant que l'appareil est sous tension : le moteur du ventilateur et le moteur du plateau tournant.
- Cet appareil ne doit pas être encastré.
- Risque de chocs électriques. Les attaches fixes sont fournies en raison de la tension interne élevée. Ne pas retirer ces attaches.
- Non destiné à l'usage commercial.
- NE PAS UTILISER CE FOUR SI:
 - (A) UN OBJECT BLOQUE L'OUVERTURE DE LA PORTE
 - (B) LA PORTE NE FERME PAS BIEN
 - (C) LES CHARNIERS, LE VERROUILLAGE OU LE JOINT D'ETANCHEITE SONT ENDOMMAGES.

YYWW

YY: Denotes last two digits of the year (eg, 10 = 2010) WW: Denotes week number (eg, 25 = week 25)

MAKE SURE "YYWW" IS DELETED FROM ACTUAL FILM ABOVE



STICKER RATING: REFERENCE ONLY

- Sticker base to be matt silver foil (not plasticized paper)
- Sticker to be permanent self-adhesive
- Sticker to be heat resistant
- Light grey background represents foil showing through (DO NOT PRINT GREY BACKGROUND)

REFERENCE ONLY: NOT TO SCALE

115mm

RESTRICTED & CONFIDENTIAL

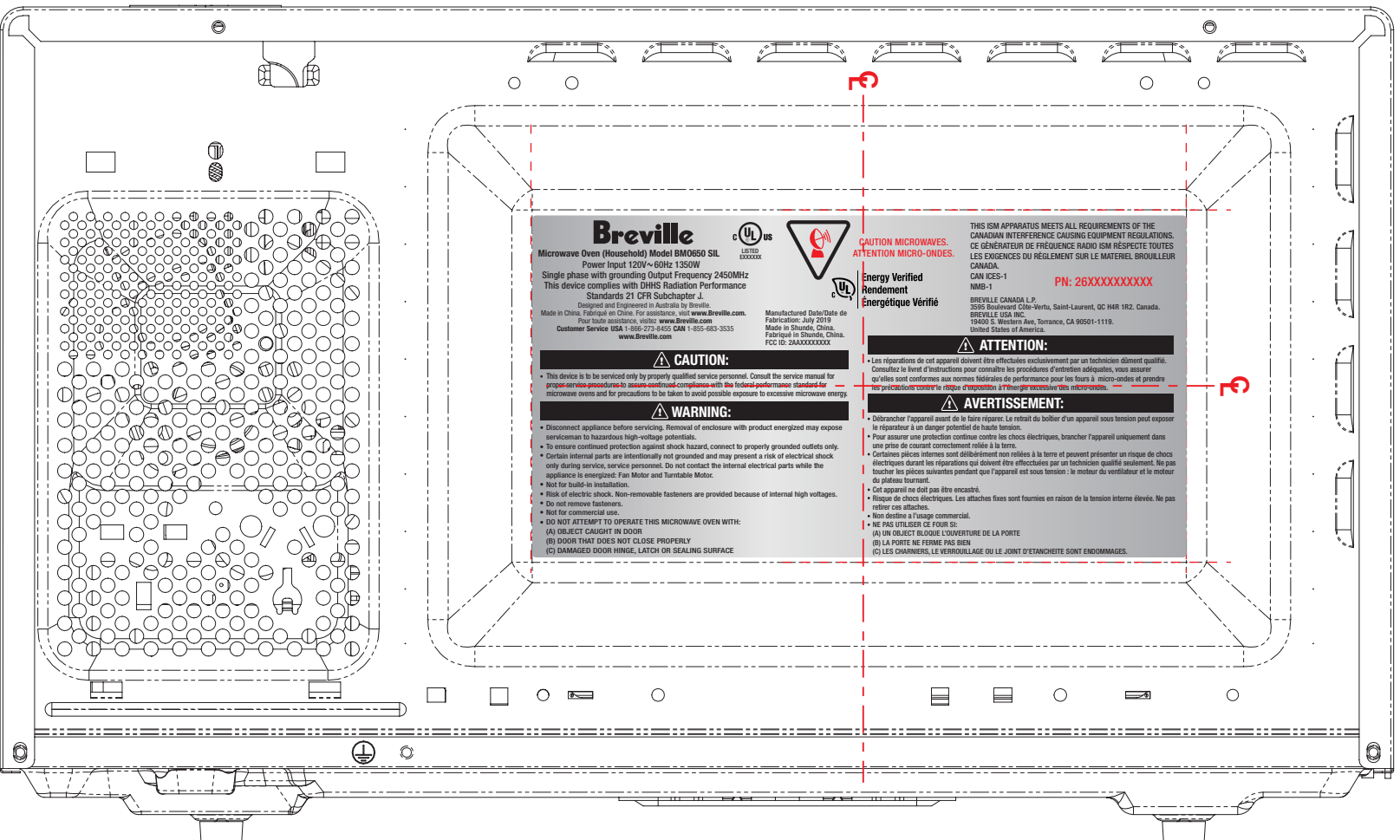
This drawing and all information shown herein are the exclusive property of HMI Electrical, and are submitted on a confidential basis. The recipient agrees not to reproduce the drawing, to return it upon request, and that no disclosure of the drawing or the information shown herein will be made to a third party without prior written consent from HMI Electrical.

PRODUCT GRAPHICS ARTWORK	ISSUE	DATE
	BM0650-GRT-2019-V1	TBA 19
	JOB	NOT TO SCALE
	115-01-0195	
	A4	

RETURN TO BREVILLE PTY LTD

HEAD OFFICE
Breville Building, Sydney Corporate Park
Suite 2, 170-180 Bourke Road
NSW, 2016
SYDNEY, AUSTRALIA

All regions - Rear



REFERENCE ONLY: NOT TO SCALE

RESTRICTED & CONFIDENTIAL

This drawing and all information shown hereon are the exclusive property of HWT Electrical, and are submitted on a confidential basis. The recipient agrees not to reproduce the drawing, to return it upon request, and that no disclosure of the drawing or the information shown hereon will be made to a third party without prior written consent from HWT Electrical.

PRODUCT GRAPHICS ARTWORK	
ISSUE	BM0650-GRT-2019-V1
JOB	115-01-0195
DATE	TBA 19
NOT TO SCALE	

RETURN TO BREVILLE PTY LTD
 HEAD OFFICE
 Breville Building, Sydney Corporate Park
 Suite 2, 170-180 Bourke Road
 NSW, 2016
 SYDNEY AUSTRALIA