

PULSE

Smart Digital Scale

User Manual



Quirky

TABLE OF CONTENTS

Important Safety Information	2
Introduction	3
Overview	3
Specifications	3
Battery Installation	4
Operating Instructions	6
Install the Quirky App	10
Using Alexa	16
Using Google Home	18
Cleaning	22
Troubleshooting	23
FCC Statement	24
RF Warning Statement	24
Warranty	25

Pictures in the manual are for reference only. Please refer to the actual product.

IMPORTANT SAFETY INFORMATION

SAVE THESE INSTRUCTIONS

When using your PULSE, basic safety precautions should always be followed. Please read this entire manual before using this device, paying extra attention to these safety warnings and guidelines. Quirky Pulse is designed only for home use and domestic commercial applications such as small offices, restaurants, and hotels. Neither Quirky nor its affiliates are responsible for damage resulting from improper use or for damages caused by non-compliance with the information, warnings, and instructions provided in this manual. Please keep this manual in a safe place for future reference.

Quirky Pulse is a digital monitor used for measuring weight and body fat in generally healthy adults 18 years of age or older. This product is not intended for use by children. It is intended for use in the home or in a domestic setting only.

- Use the product at temperatures between 41-95°F (5-35°C)
- Use the product in areas of humidity between 30 - 80%
- Product may be stored in a clean, dry location between 14-122°F (-10°-50°C) for long periods of time. Ensure batteries are removed prior to storing long term.
- This product is not a toy. Keep away from children.
- This device is designed for indoor use only.
- Do not allow the device to come in contact with liquids.
- Do not use this product in a place that is too humid as this may affect battery performance and performance of the unit.
- If you are using on carpet, ensure that 4 rubber feet on the bottom of the scale are attached correctly prior to use.
- This unit does not have serviceable parts. Do not attempt to repair or modify this device yourself.

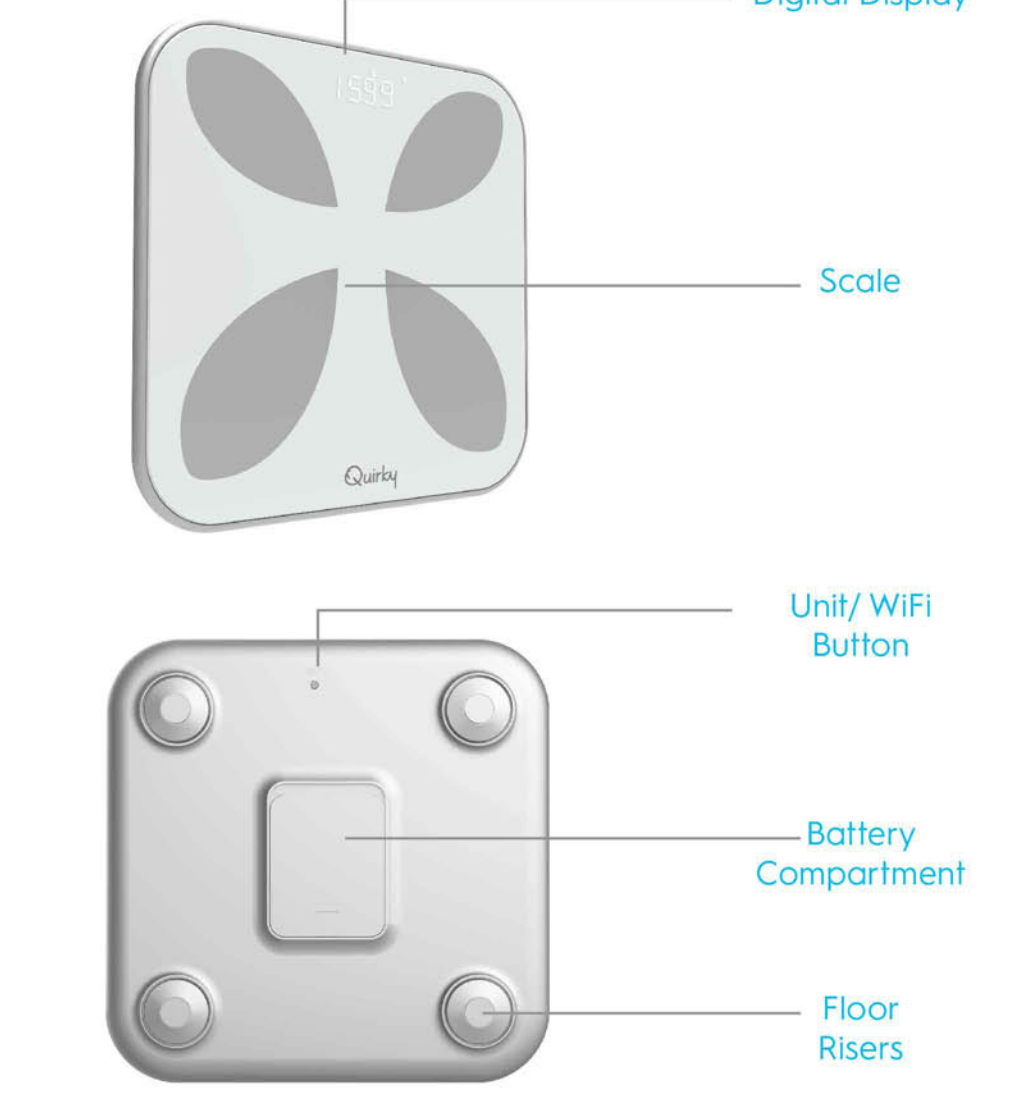
WARNING: This product is not a medical device and should not be used to diagnose or treat any medical conditions.

Please read this manual carefully and retain for future reference.

INTRODUCTION

Thank you for purchasing the Quirky Pulse Smart Digital Scale! If you're looking to improve personal health, Pulse is the perfect partner for you. Designed to hold up to 16 users' information, you can use with multiple people in your household to track your health progress and get inspired to meet all your health goals.

OVERVIEW



SPECIFICATIONS

POWER	4 AAA BATTERIES (NOT INCLUDED)
MAXIMUM LOAD	400 LBS / 181.4 KG
OPERATING TEMPERATURE	50-104°F (10-40° C)
STORAGE TEMPERATURE	-4-122°F (-20-50° C)
FCC ID	2AANZPLSE

BATTERY INSTALLATION

Prior to first use, you will need to install 4 AAA batteries into the Quirky Pulse. Batteries are not included.

- Find a flat surface. Place a soft cloth or towel on the surface to prevent scratches or damage to the Pulse.
- Turn the Pulse upside down on the soft cloth.



- Open the battery cover.
- Insert 4 AAA batteries into the battery compartment, ensuring they match the polarities indicated.



- Replace the battery cover.
- After battery installation, the wireless indicator light on the LED screen will flash, indicating it is ready for setup.

Battery Warnings

- Do not mix alkaline, standard (carbon zinc), rechargeable (nickel hydride) batteries.
- Do not mix old and new batteries.
- Non-rechargeable batteries should not be recharged.
- Rechargeable batteries should be removed from the appliance before being charged.
- Rechargeable batteries should be charged under adult supervision only.
- Exhausted batteries should be removed.
- The supply terminals should not be short-circuited.
- Only batteries of the same or equivalent type are recommended to be used.
- Batteries should be inserted with the correct polarity.

OPERATING INSTRUCTIONS

- Place the Pulse on a flat surface.
- Remove socks and shoes.
- Tap the scale.
- Step onto the scale barefoot.



NOTE: Each time you step on the Pulse, it calculates weight and other measurements. The LED screen will display the calculated measurements automatically.

TIPS: Step where indicated above. Do NOT step on the LED display screen or the Quirky logo.

- The LED display will show your weight. Other measurements can be found in the App.
- Step off the scale when done. After a few seconds of no activity, the Pulse will shut down automatically.

Changing Measurement Units

Press the "Unit" button on the back of your Pulse to switch between standard units of measurement and metric.



Getting the Best Measurements

For the most accurate measurement, use the Pulse on a hard, flat surface, such as wood or tile floor.

Do NOT use the Pulse on a carpeted surface.

Measurements

The Pulse Smart Digital scale measures your body composition by using biometrics.

A small electrical current (which you will not feel) is sent from one foot through your body to the other foot. The device measures that electrical signal after it passes through your body.

For the most accurate results, try to use the Pulse at the same time every day. Activities such as working out or meals can affect the accuracy of Pulse's readings.

NOTE: It is recommended you wait at least 2 hours before using the device if you have eaten, consumed liquids, exercised, bathed, or visited a sauna.

Below are the measurements your Pulse takes:

BODY MASS	BMI is your weight in kg divided by your height in meters squared. BMI is often used to estimate if a person is over or underweight!
MUSCLE MASS	Muscle mass is the total amount of mass attributed to muscle on your body.
BONE MASS	Bone mass is the total mass attributed to bone in your body.
BODY FAT	Body fat percentage is the percentage of total mass attributed to fat, including essential fat and storage body fat. Essential body fat is required for basic health.
WATER	Water percentage is the percentage of total mass attributed to fluid in your body. This measurement can be used to indicate hydration levels.

These measurements will be available to view through the App. The digital display of the scale will only show you your weight.

Adding Users

Pulse will store information for up to 16 users. Each user must have the Quirky App installed.

Changing Users

Pulse can distinguish between different users based on the user's weight and their frequency of use of the Pulse.

A user's initials should appear on the corner of the LED display when you step on the device. If the device detects a different user, you can change users.

Tap the device with your foot if the incorrect user's initials appear on the LED screen.

INSTALL THE QUIRKY APP

Please scan the QR Code, or search for "Quirky" in the App Store or Google Play.

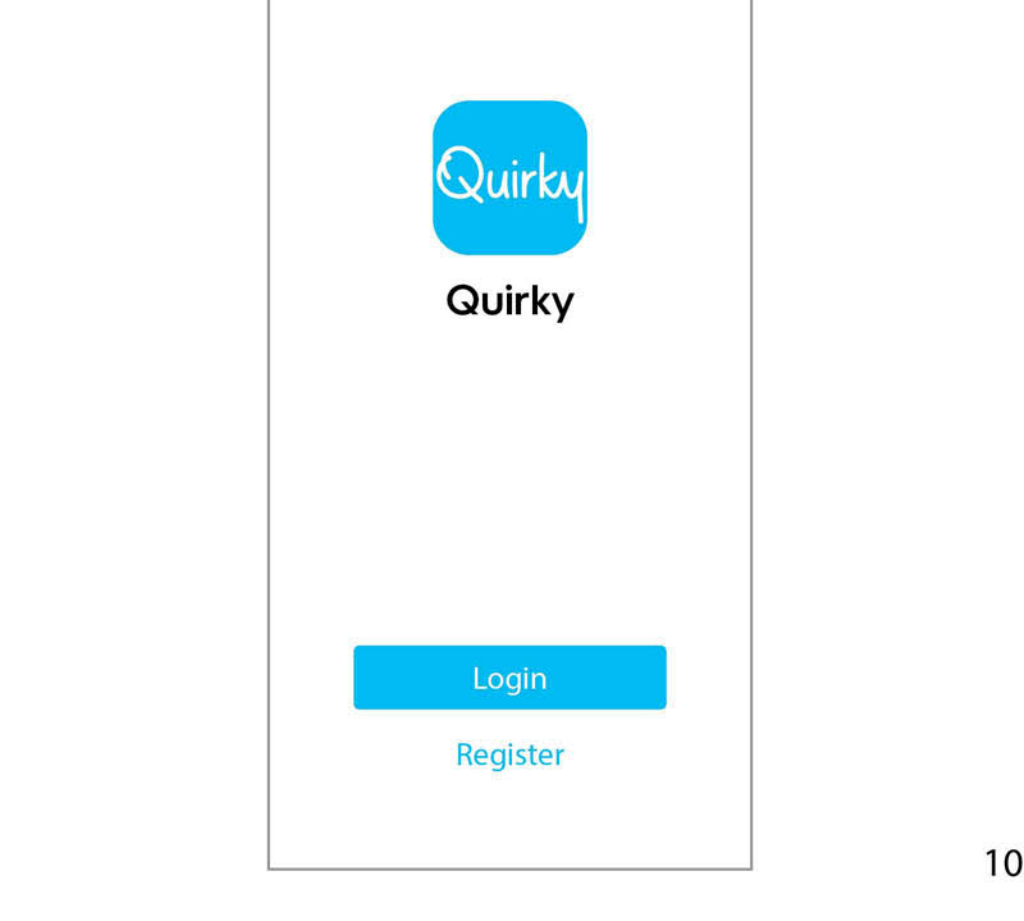


Works with:

amazon alexa Google Assistant

Registration and Login

- Run the Quirky App from your smart phone.
- Register or login. The App will take you to the home page.



Device Preparation

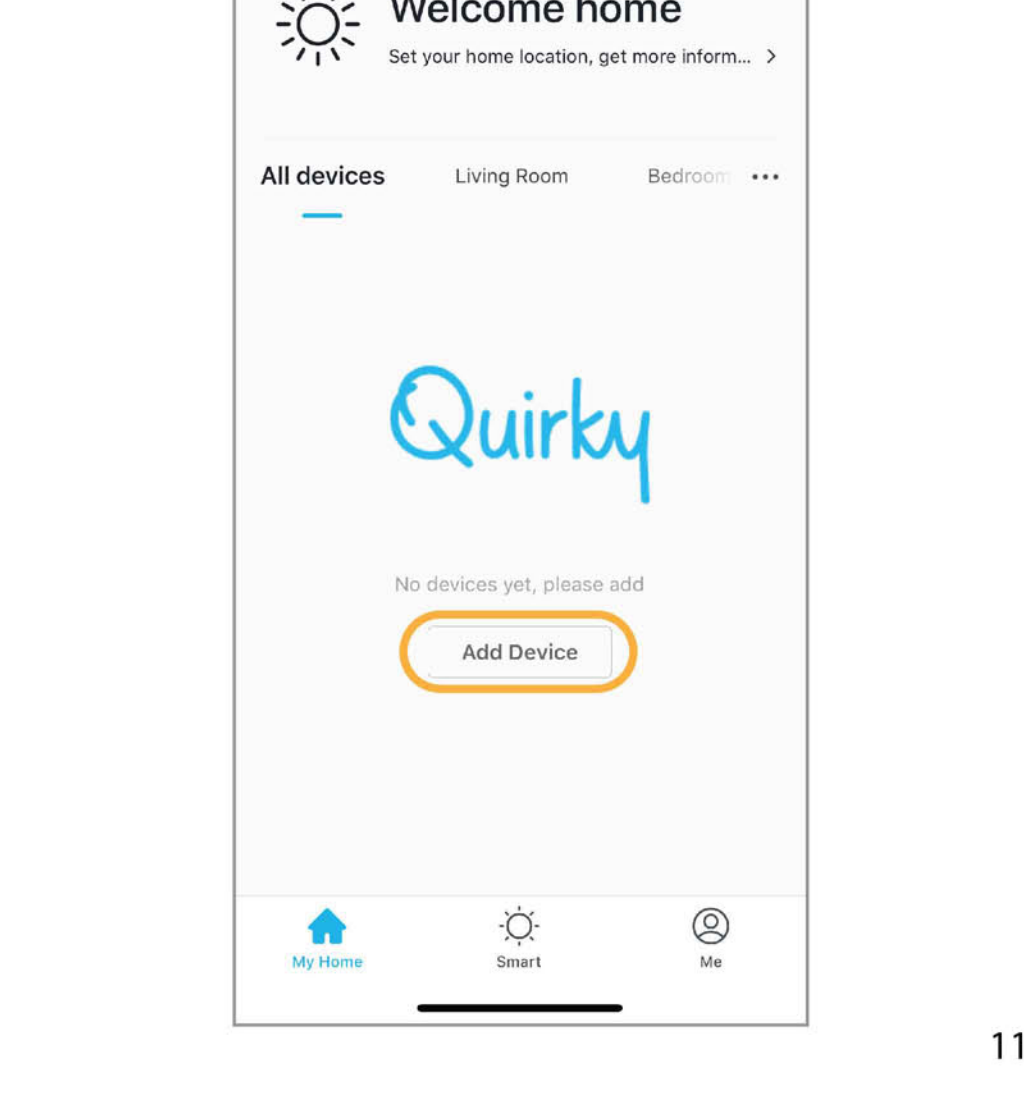
Before moving forward, please ensure your Pulse and your device are prepared for pairing and setup.

- Ensure Pulse has been connected to a power source.
- Ensure your smart phone is able to connect to a WiFi network and has internet access.
- Download and open the App on your smart phone.

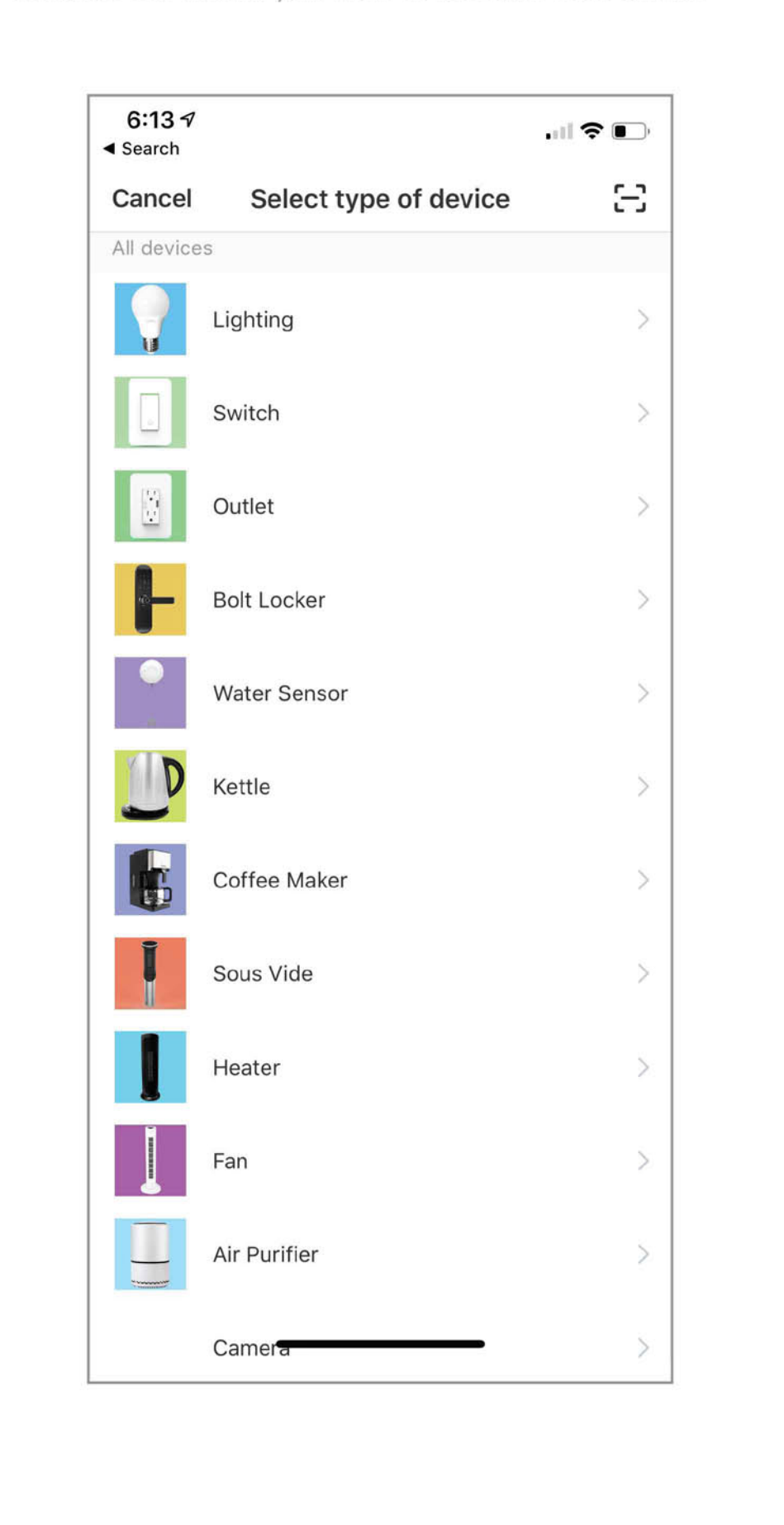
Pairing

If this is the first time connecting a Quirky smart home device, you can add your first device by pressing the "Add Device" button on the home page.

If devices are connected to your Quirky App, and you want to add a new device, press the "+" icon on the top right to connect a new device.



2. Select the device you want to connect from the list.



3. Follow the steps as prompted by the App to finish connection.

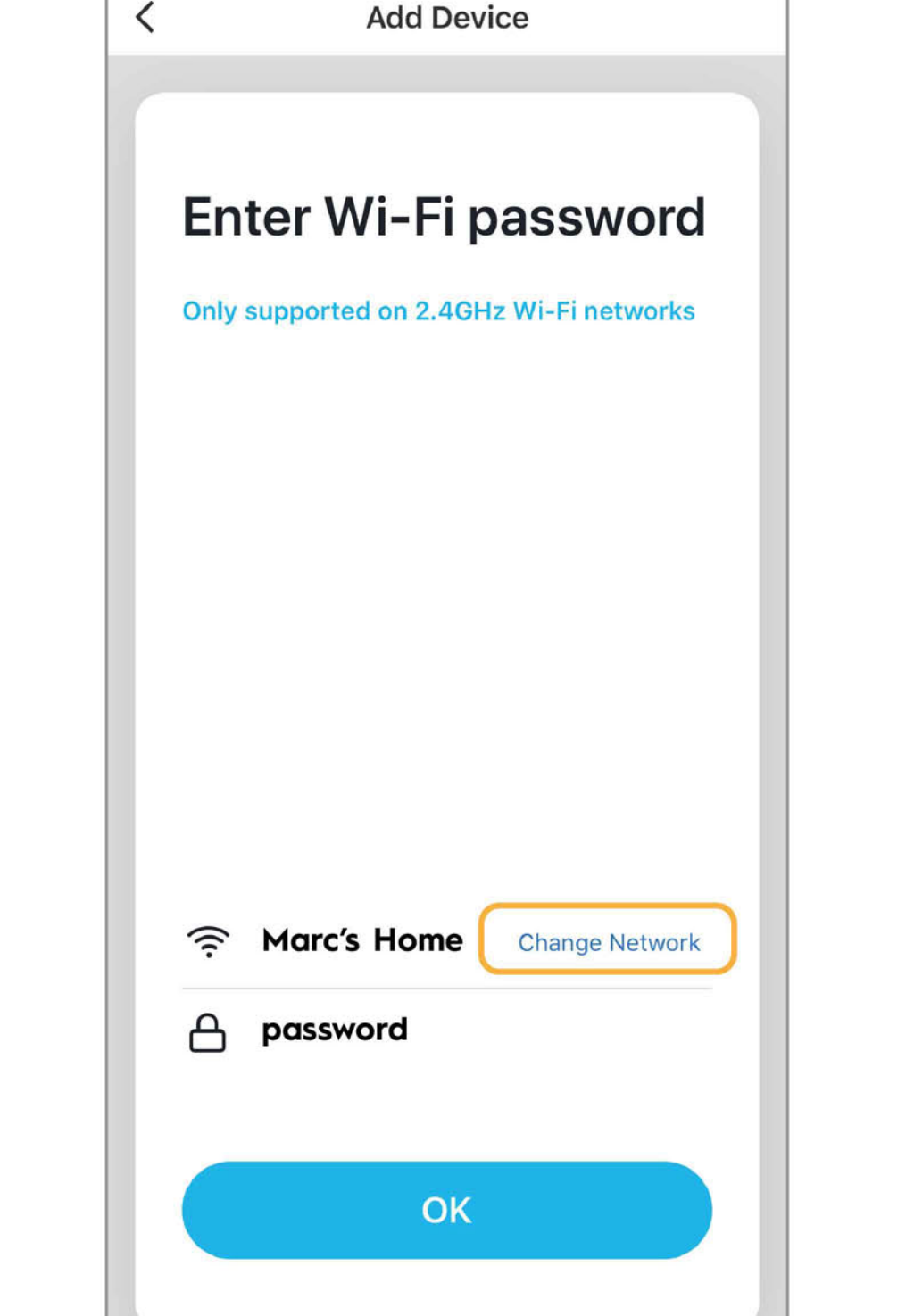
If you get stuck somewhere, start again from the beginning.



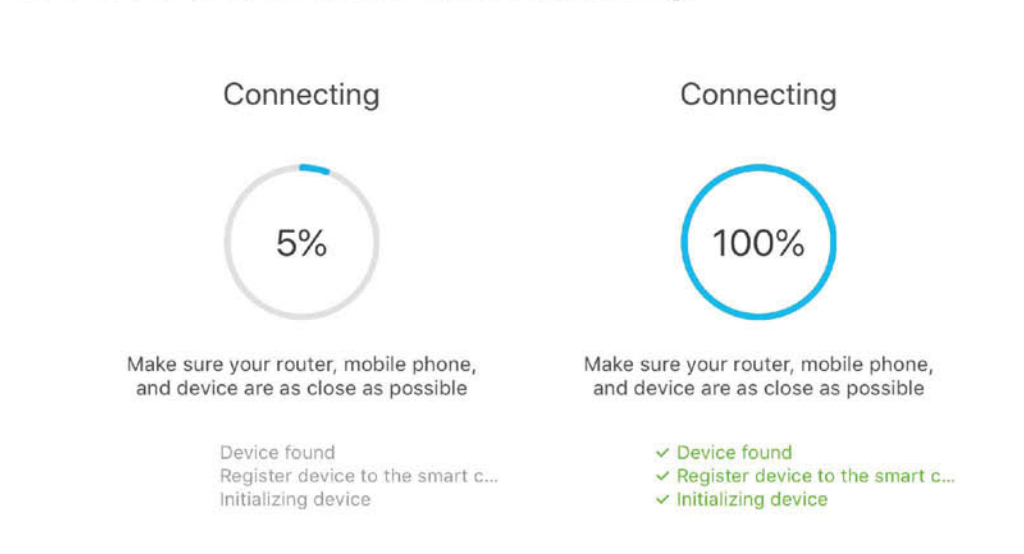
4. The App will show you a list of nearby WiFi networks.

Select your home network, enter your password, and connect to it through the App.

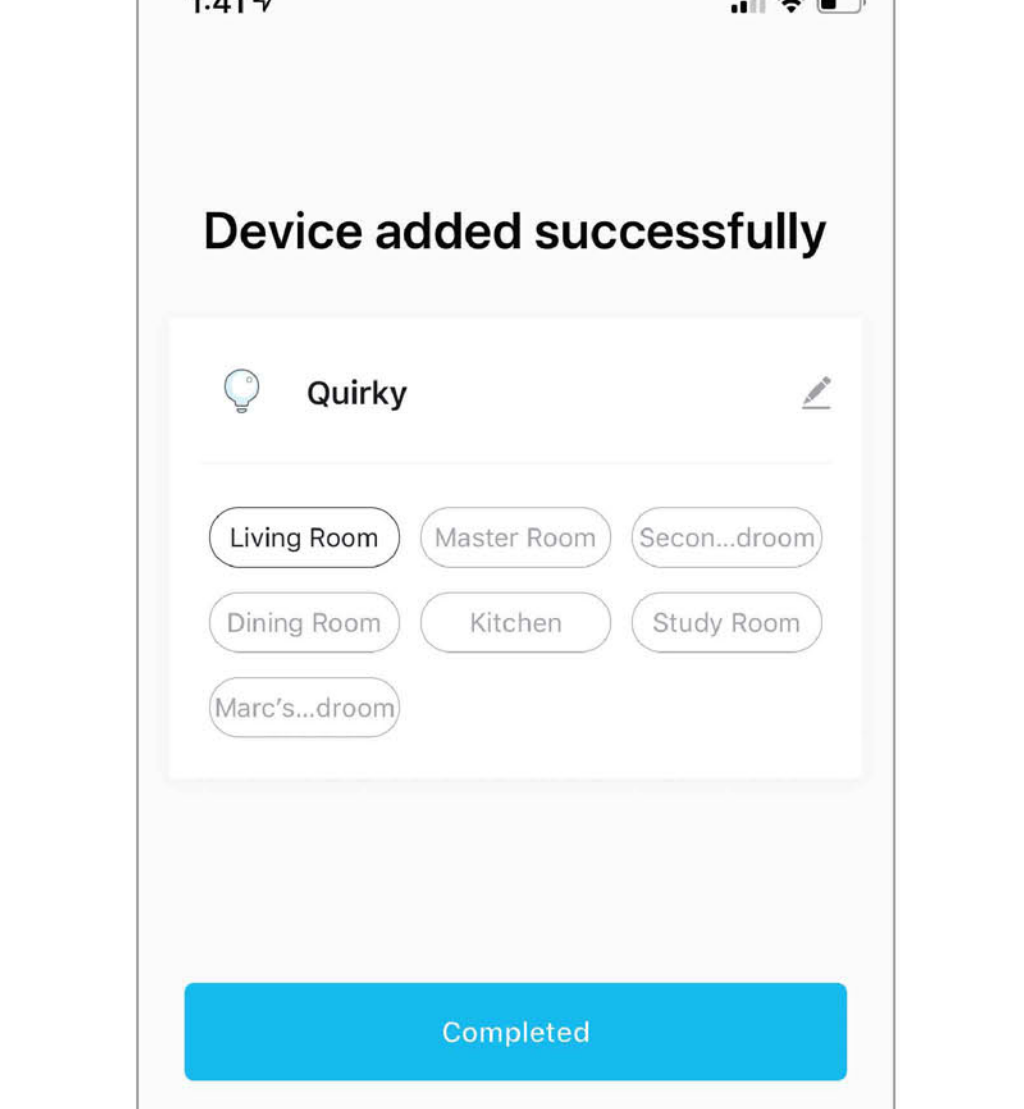
If you do not see your WiFi Network on the list, press "Change Network."



5. Wait for your device to finish connecting.



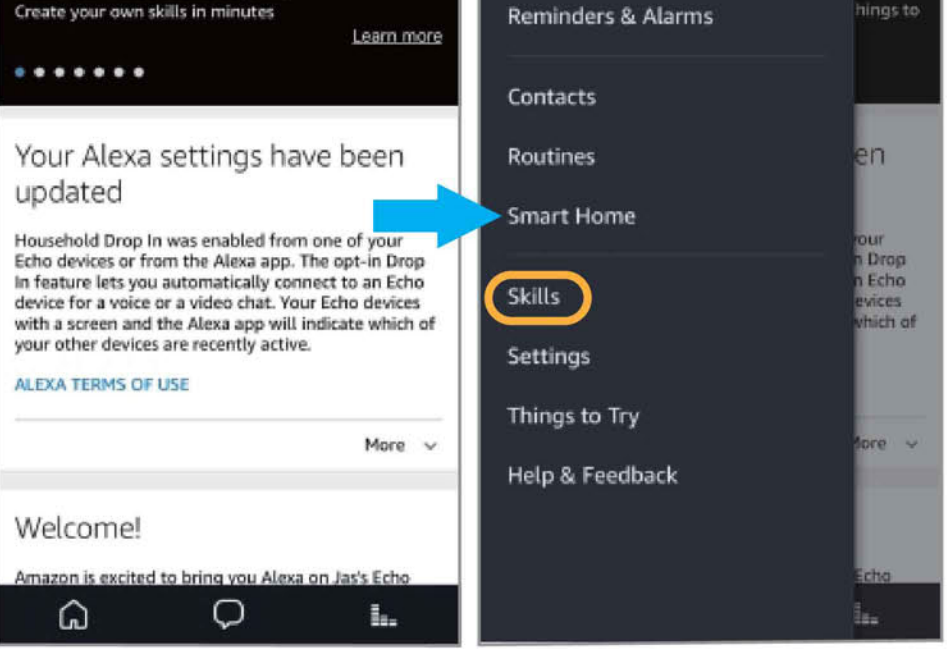
Once your device is connected, it is ready to use.




USING ALEXA

Please make sure that your Alexa app is connected to Amazon Echo and both work together successfully under your WiFi home network.

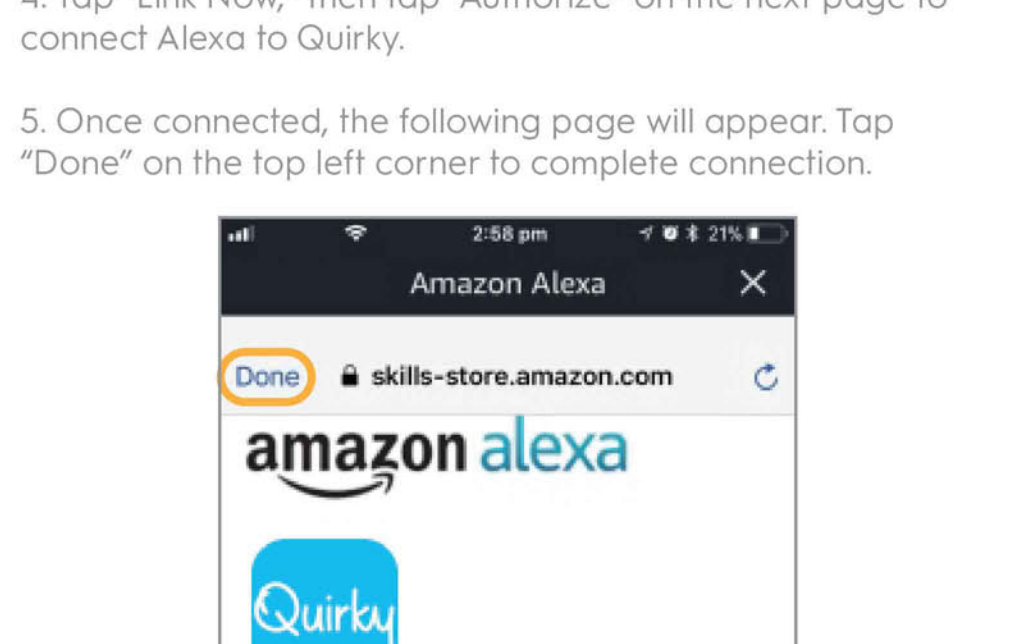
- Log in your Alexa App, tap top left corner, and tap "Skills".



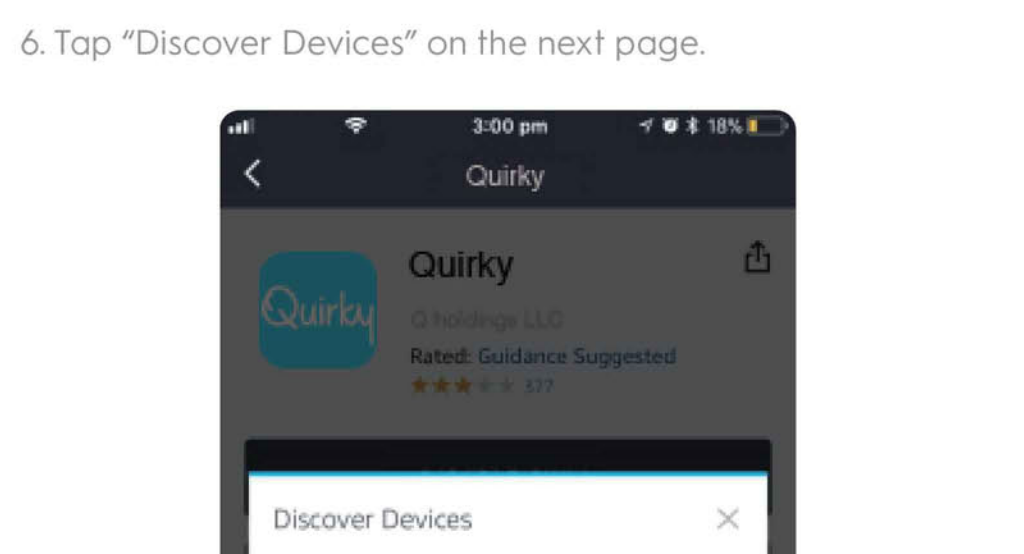
- Find the Quirky App in the search bar and tap "Enable."



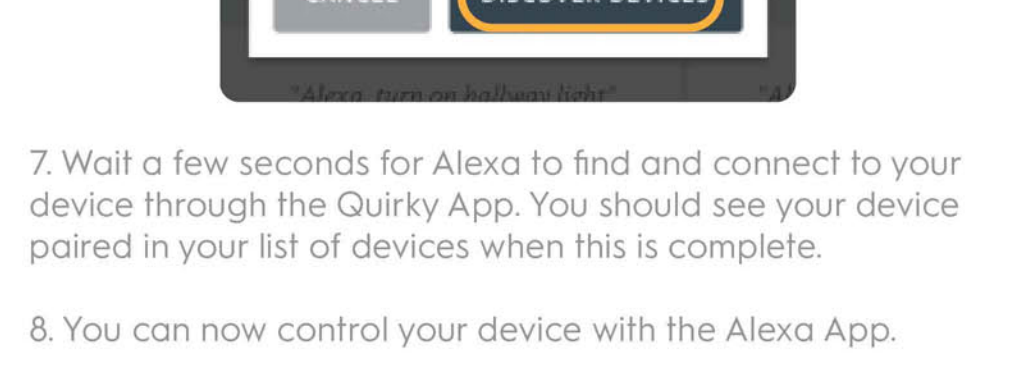
- Enter the account and password of your Quirky App that you created during registration or login.
- Tap "Link Now," then tap "Authorize" on the next page to connect Alexa to Quirky.



- Once connected, the following page will appear. Tap "Done" on the top left corner to complete connection.



- Tap "Discover Devices" on the next page.



- Wait a few seconds for Alexa to find and connect to your device through the Quirky App. You should see your device paired in your list of devices when this is complete.
- You can now control your device with the Alexa App.

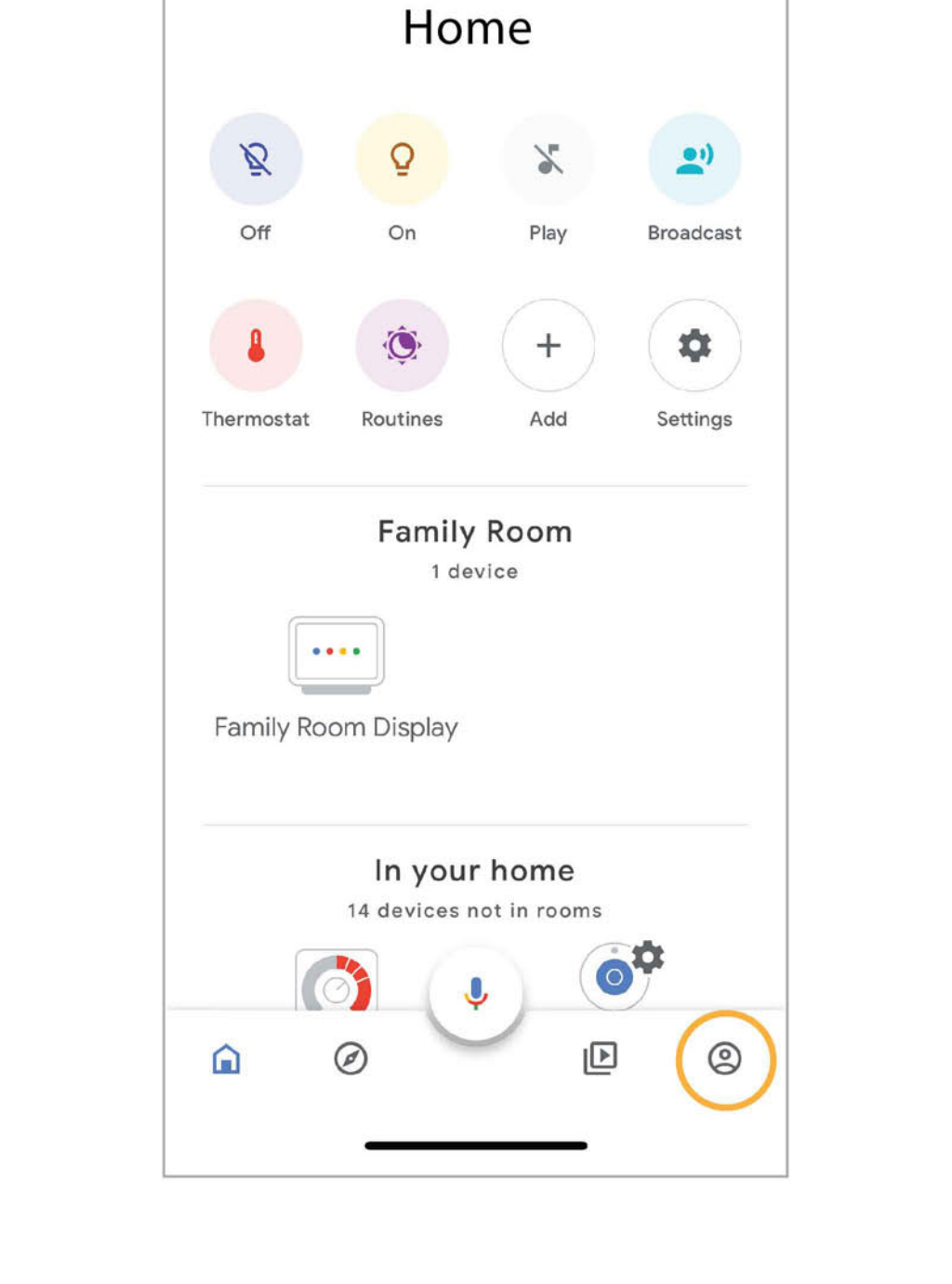
USING GOOGLE HOME

PREPARATION

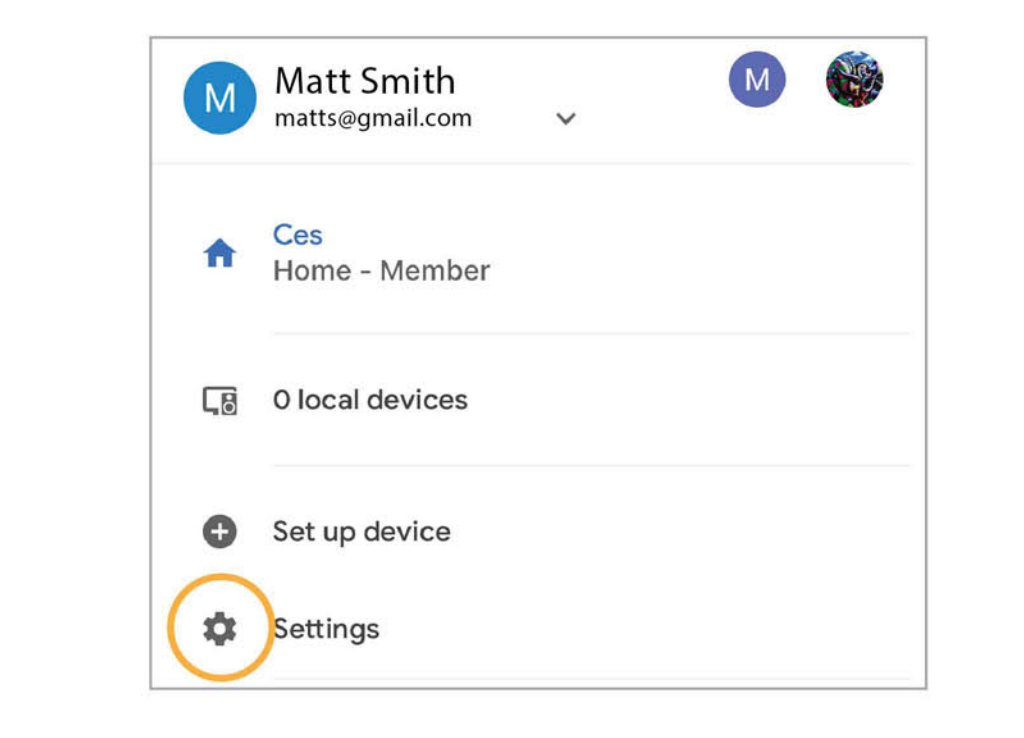
- Download the Google Home app on your smart phone.
- Register your Google Account.
- Pair Pulse with Quirky App and name it with a simple and easily recognizable name.
- Finish setting up Google Home.

NOTE: This device currently only supports US accounts.

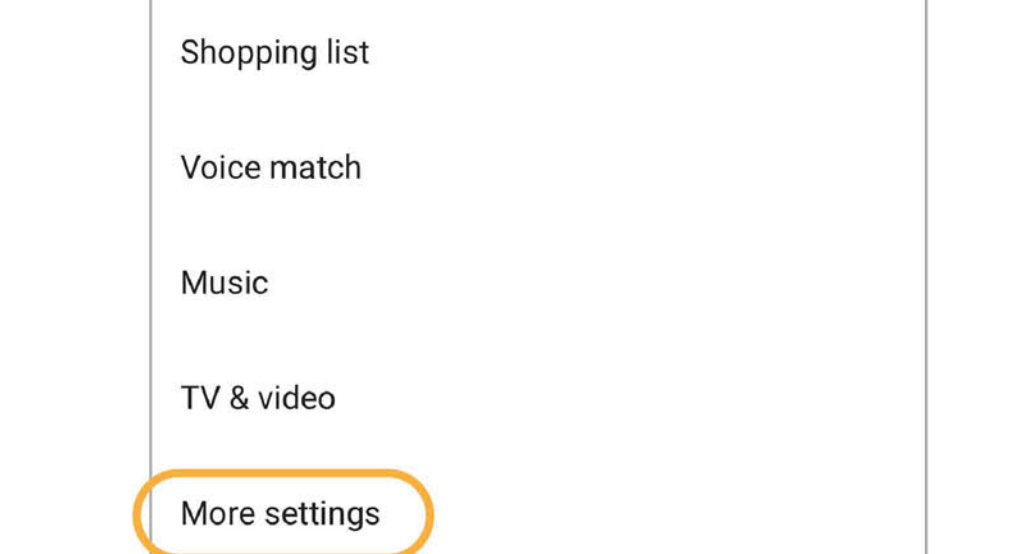
- Open your Google Home App, select Account on the bottom right hand corner.



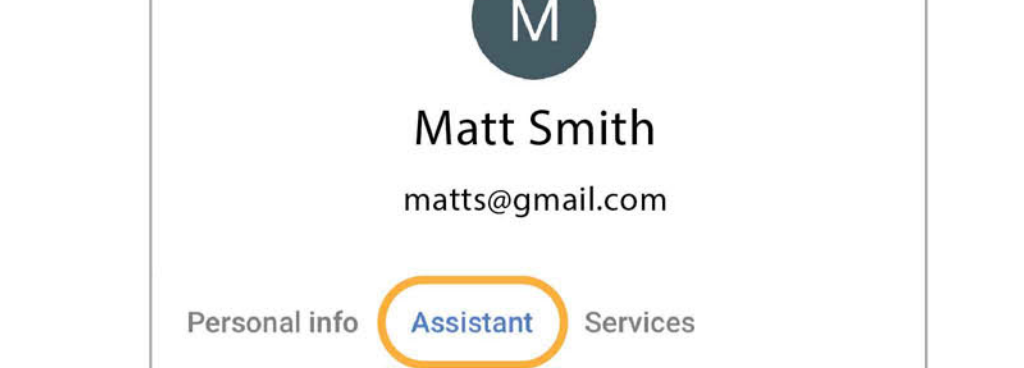
2. Tap "Settings."



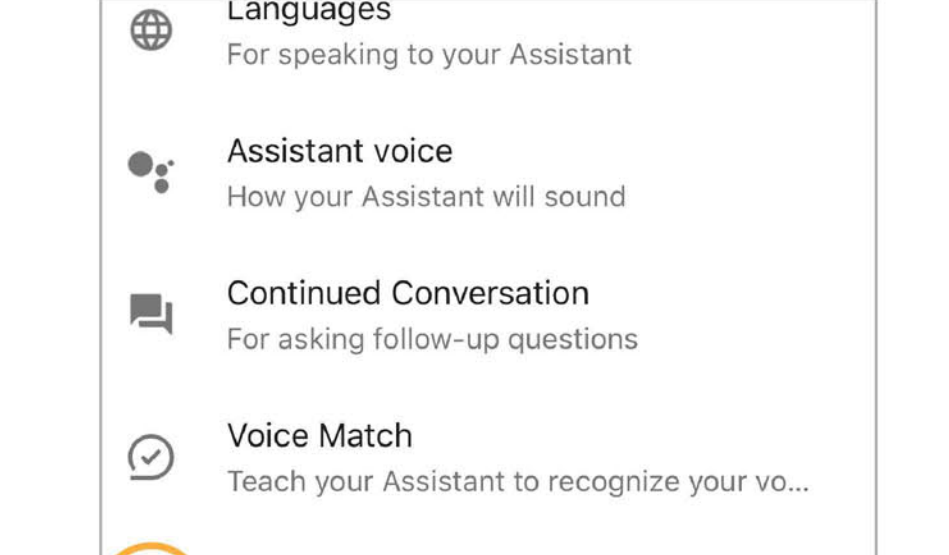
- Under "Google Assistant Services," tap on "More Settings."



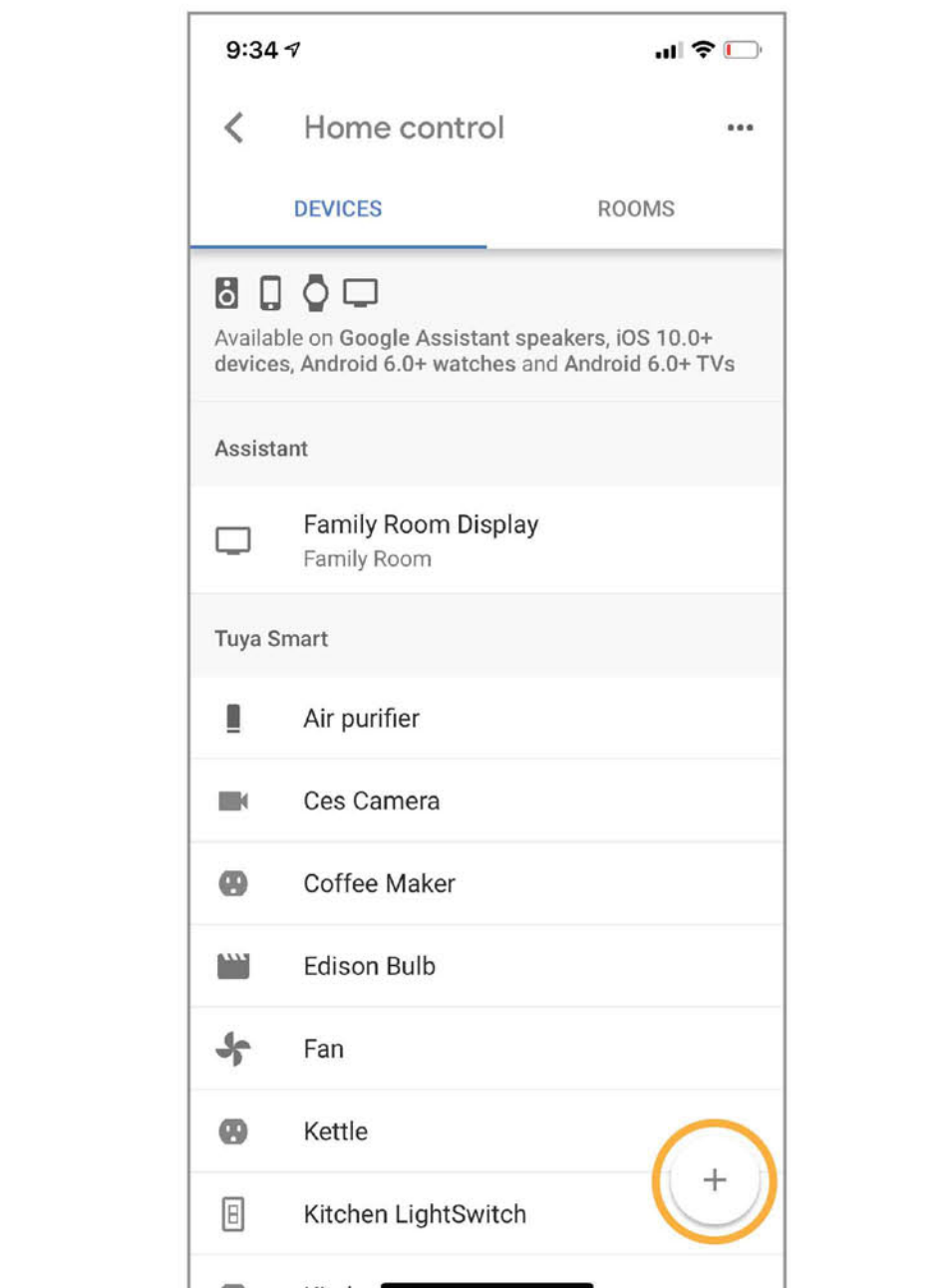
- At the top, tap "Assistant."



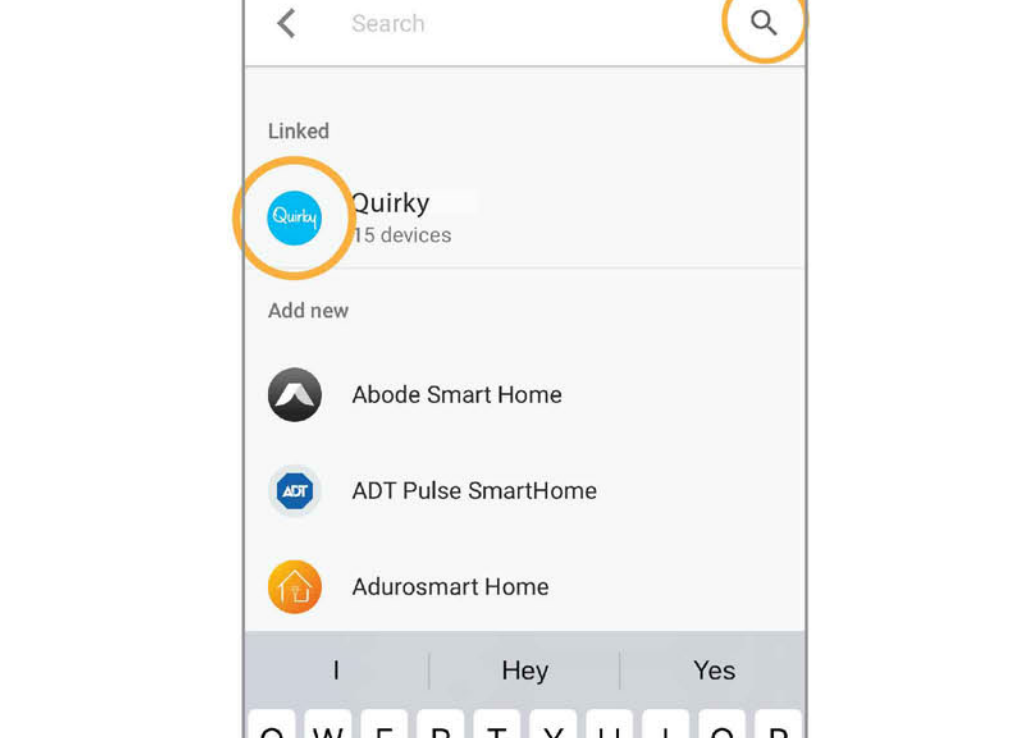
5. Tap "Home Control."



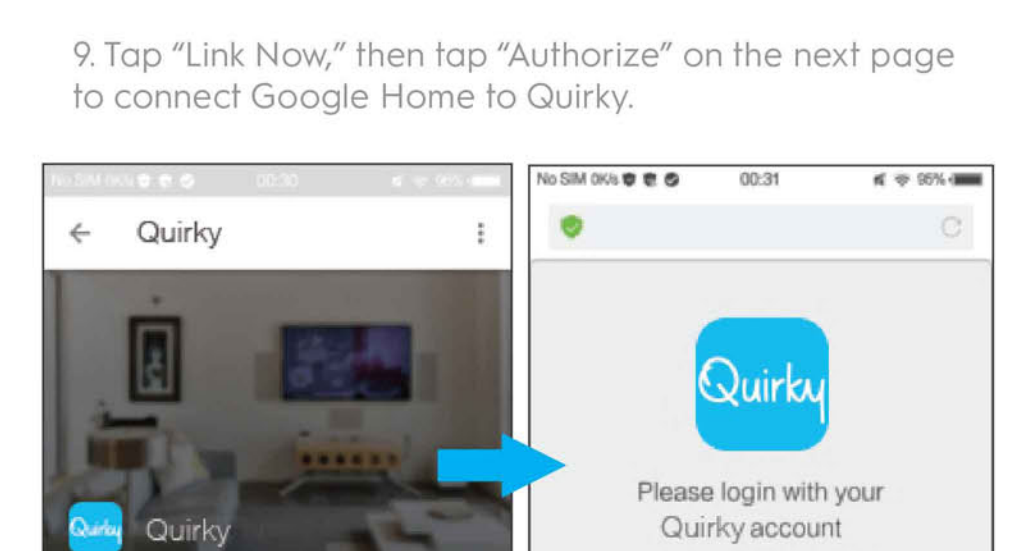
- Tap "+" on the bottom right hand corner of the screen.



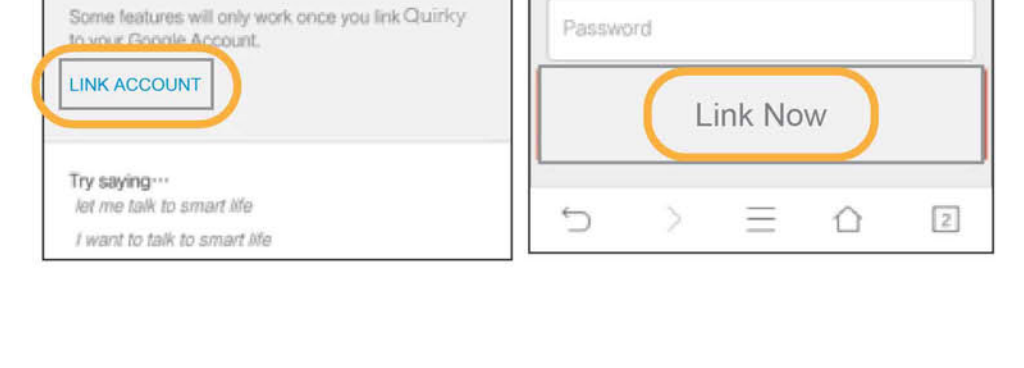
7. Find and add the Quirky App from the search bar.



- Enter the account and password of your Quirky App that you created during registration or login.
- Tap "Link Now," then tap "Authorize" on the next page to connect Google Home to Quirky.



- Some features will only work with the Quirky Pulse Smart Scale.



CLEANING

- Avoid extreme shock or hard impacts on the Pulse scale.
- Do not store the device where prolonged exposure to extreme temperature can occur. This may permanently damage your Pulse.
- Do not use sharp or abrasive materials to clean this product.
- Avoid chemical cleaners, abrasive cleaners, solvents, and insect repellents that can damage the plastic components and finishes of this device.
- To clean the device, wipe clean using a soft, damp cloth. You can use a mild detergent if desired.
- Wipe clean before use.

TROUBLESHOOTING

Please find some answers to some frequently asked questions about your Pulse. If these do not address any issues you may be having, please contact Quirky customer service. Contact information is located at the end of the Warranty Section of this manual.

Q1: The Pulse is giving erratic data.

- A1: Check the below points:**
- Ensure you are standing with your feet flat on the surface as indicated in the diagram.
 - Verify the Pulse is dry before use.
 - Remove socks and shoes.
 - Use the device under the same circumstances and at roughly the same time of day.
 - Wait at least 2 hours before using the device if you have eaten, consumed liquids, exercised, bathed, or visited a sauna.

Q2: The Pulse recognizes me as a different user.

A2: Verify your initials and weight on the Quirky App. When a user name appears on the screen, tap to scale to move to the next user.

NOTE: If there are multiple users with similar characteristics, the Pulse may select the wrong user.

Q3: The Pulse is not recording measurements.

A3: Make sure batteries are not low and that you have completed the setup process using WiFi.

FCC STATEMENT

This device complies with Part 15 of the FCC Rules. Operation is subject to the following two conditions:

- (1) This device may not cause harmful interference.
- (2) This device must accept any interference received, including interference that may cause undesired operation.

Changes or modifications not expressly approved by the party responsible for compliance could void the user's authority to operate the equipment.

This equipment has been tested and found to comply with the limits for a Class B digital device, pursuant to part 15 of the FCC Rules. These limits are designed to provide reasonable protection against harmful interference in a residential installation. This equipment generates, uses and can radiate radio frequency energy and, if not installed and used in accordance with the instructions, may cause harmful interference to radio communications. However, there is no guarantee that interference will not occur in a particular installation. If this equipment does cause harmful interference to radio or television reception, which can be determined by turning the equipment off and on, the user is encouraged to try to correct the interference by one or more of the following measures:

- Reorient or relocate the receiving antenna.
- Increase the separation between the equipment and the receiver.
- Connect the equipment into an outlet on a circuit different from that to which the receiver is connected.
- Consult the dealer or an experienced radio / TV technician for help.

WARRANTY

This product is covered by a 90-day limited warranty. For details, please contact customer service at:

support@quirky.com

RF WARNING STATEMENT

*RF warning for fix device: The device has been evaluated to meet general RF exposure requirement. The device can be used in RF exposure requirement without restriction.

26

27