Size:140mmX200mm

装订成册，工厂材质

STEM GENIUS

REMOTE-CONTROLLED DUMP TRUCK

AGES 8+

REMOTE-CONTROLLED DUMP TRUCK
INSTRUCTION MANUAL

STEM GENIUS

REMOTE-CONTROLLED DUMP TRUCK

Introduction:

STEM encourages kids to develop skills in the core disciplines of Science, Technology, Engineering, and Mathematics. STEM Genius helps them develop amazing STEM skills with these fun, all-inclusive kits. With a variety of entertaining play learning kits, STEM Genius offers you four distinct levels of difficulty. From Beginner to Genius, there's a level for every learner on your list.

Classify Before Playing

Separating pieces before playing will save time by 40%

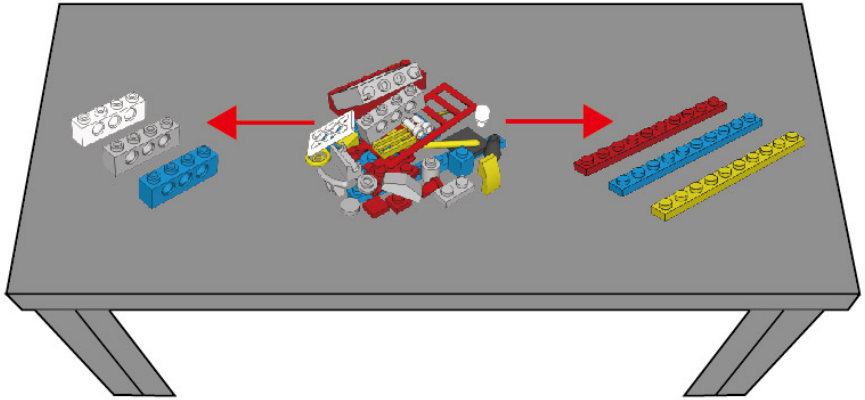

Parts List:

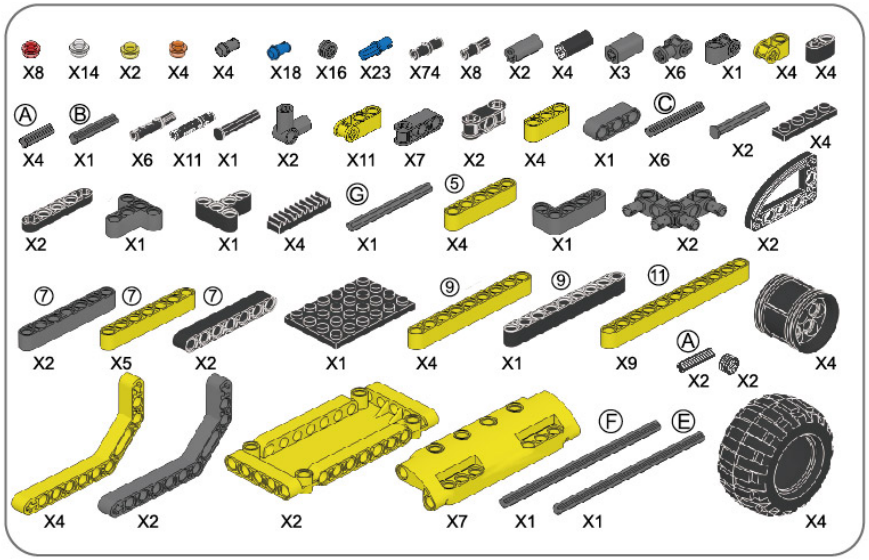
X8
X14
X2
X4
X4
X18
X16
X23
X74
X8
X2
X4
X3
X6
X1
X4
X4
Ⓐ X4
Ⓑ X1
X6
X11
X1
X2
X11
X7
X2
X4
X1
Ⓒ X6
X2
X4
X2
X1
X1
X4
Ⓖ X1
⑤ X4
X1
X2
X2
⑦ X2
⑦ X5
⑦ X2
X1
⑨ X4
⑨ X1
⑪ X9
Ⓐ X2
X2
X4
X4
X2
X2
X7
Ⓕ X1
Ⓔ X1
X4

Remote-controlled Dump Truck Assembly

STEP 1

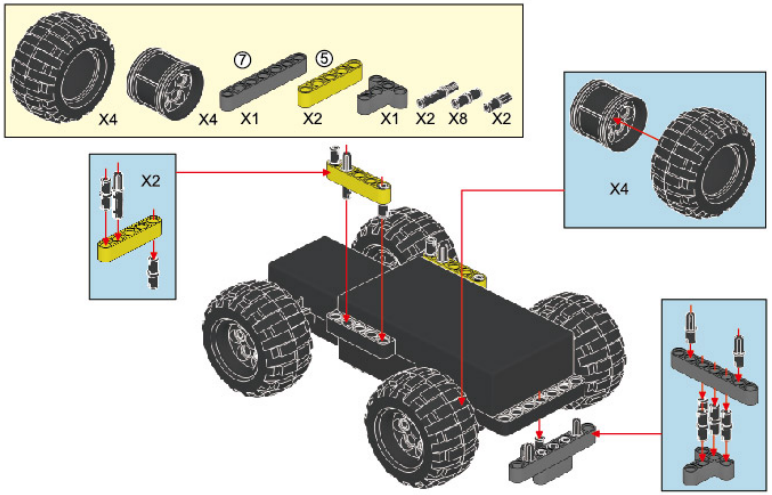
X4
X4
⑦ X1
⑤ X2
X1
X2
X8
X2
X2
X4

STEP 2

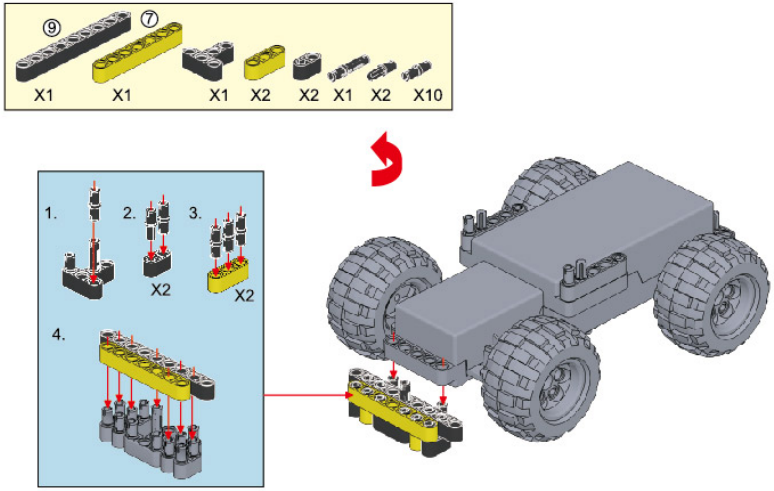
⑨ X1
⑦ X1
X1
X2
X2
X1
X2
X10
1.
2. X2
3. X2
4.

STEP 3

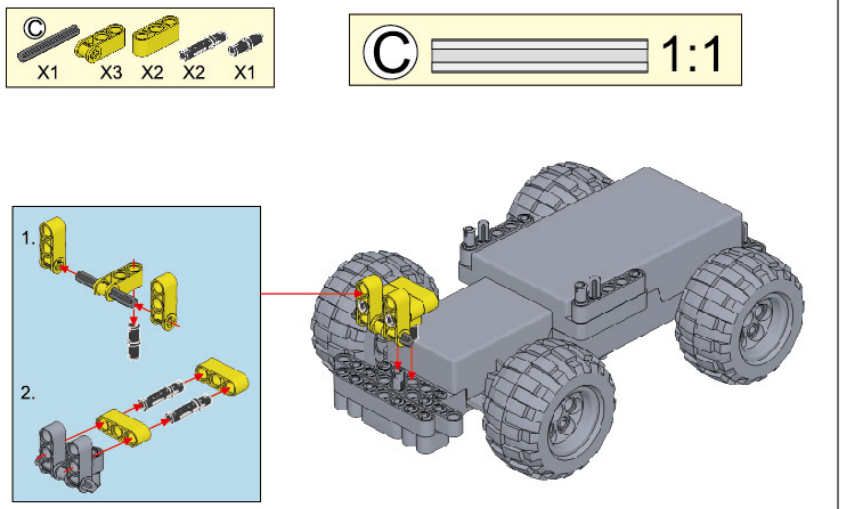
Ⓒ
X1
X3
X2
X2
X1
Ⓒ
1:1
1.
2.

STEP 4

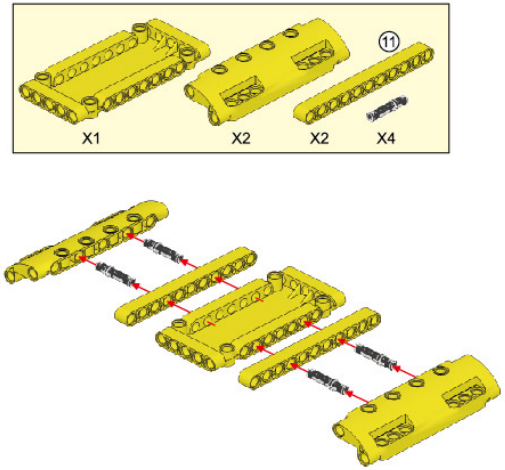

STEP 5

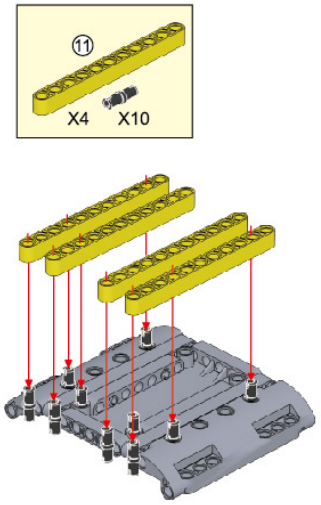

STEP 6

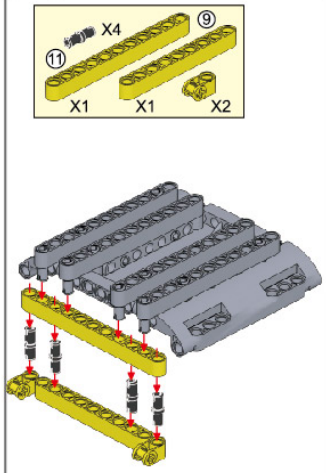
X4
⑨
⑪
X1
X1
X2

STEP 7

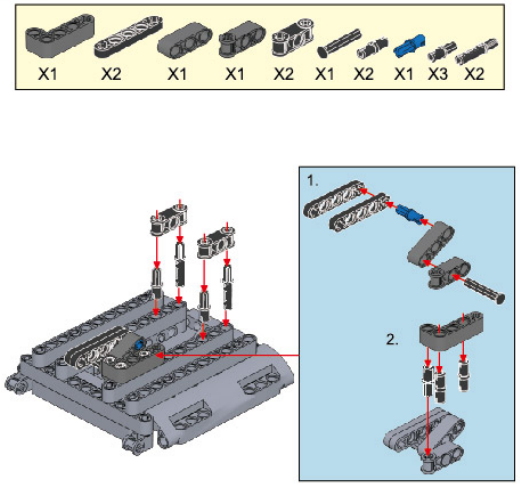
X1
X2
X1
X1
X2
X1
X2
X1
X3
X2
1.
2.

STEP 8

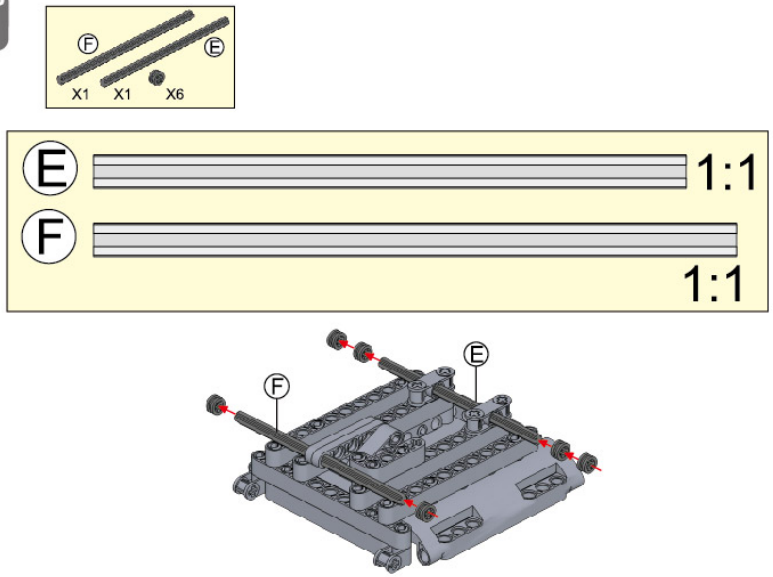
Ⓕ
Ⓔ
X1
X1
X6
Ⓔ
1:1
Ⓕ
1:1
Ⓕ
Ⓔ

STEP 9

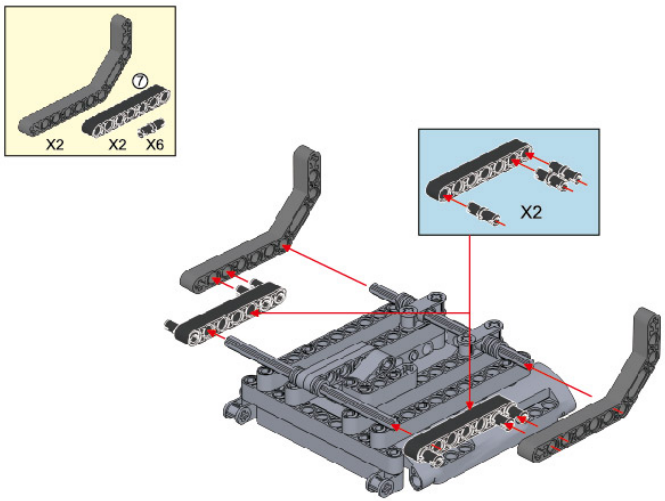

STEP 10

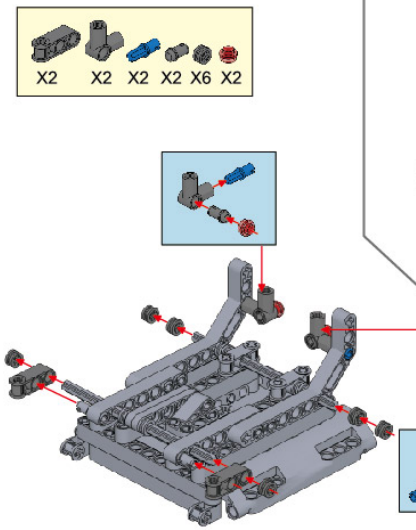
X2
X2
X2
X2
X6
X2

STEP 11

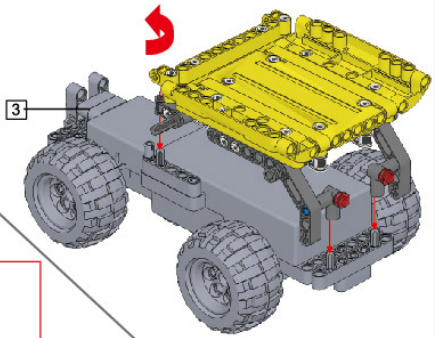

STEP 12

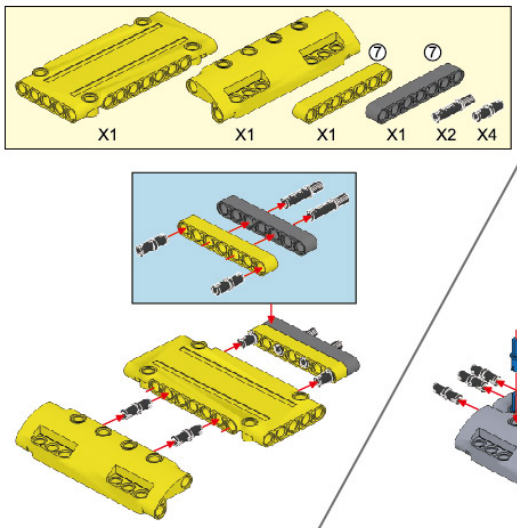
⑦
⑦
X1
X1
X1
X1
X2
X4

STEP 13

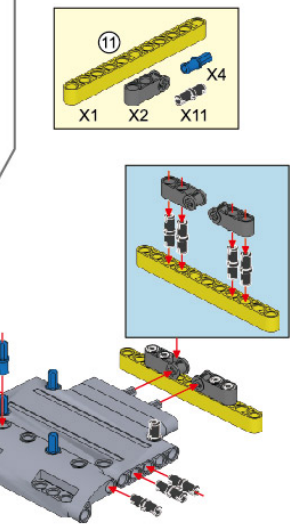
⑪
X4
X1
X2
X11

STEP 14

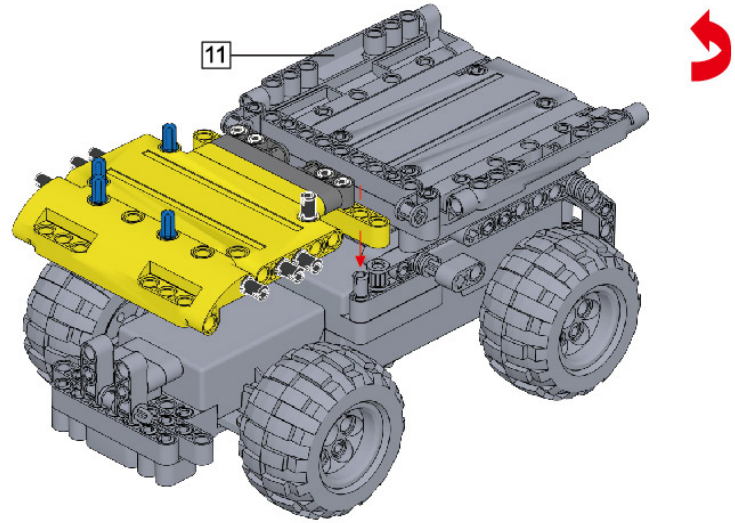

STEP 15

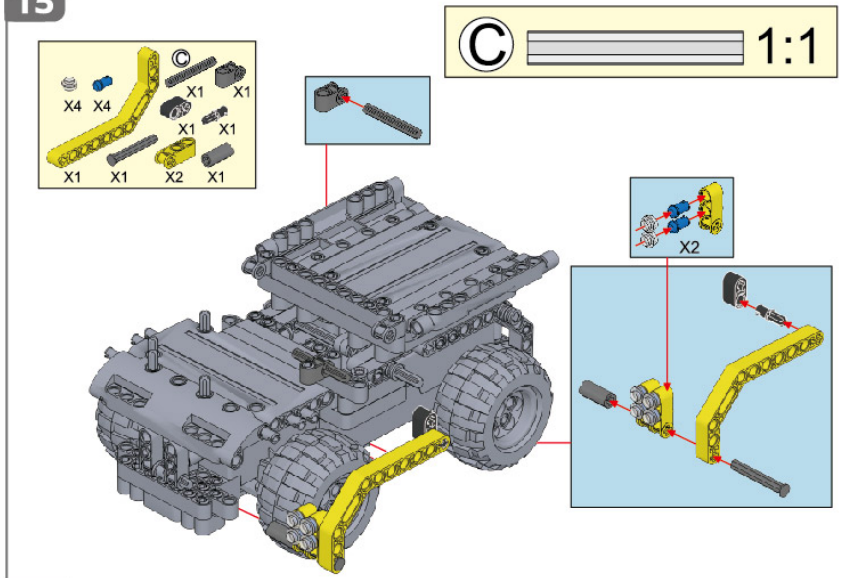
C
1:1
X4
X4
C
X1
X1
X1
X1
X1
X1
X2
X1
X2

STEP 16

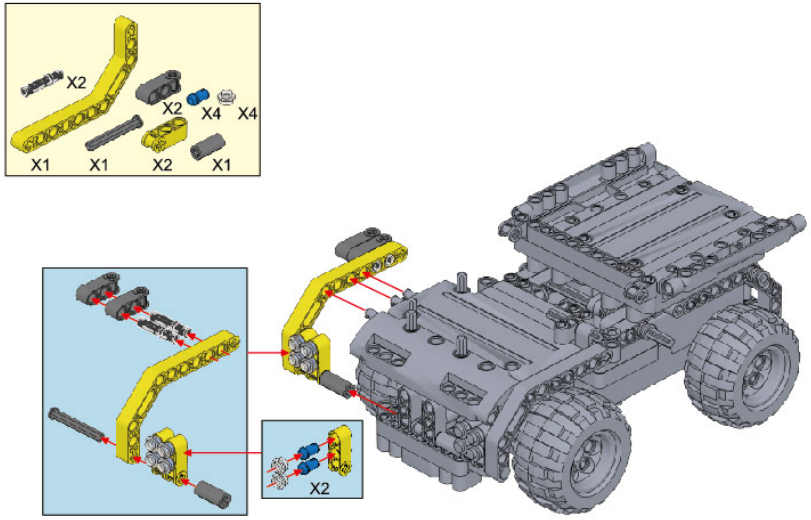
X2
X2
X4
X4
X1
X1
X2
X1
X2

STEP 17

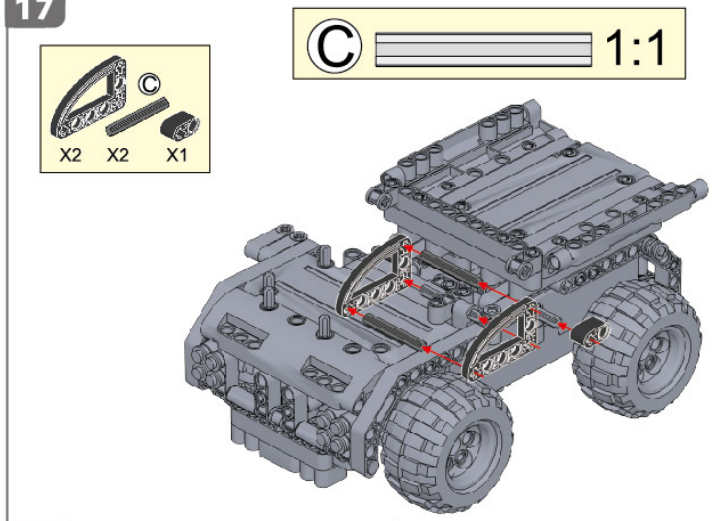
C
1:1
C
X2
X2
X1

STEP 18

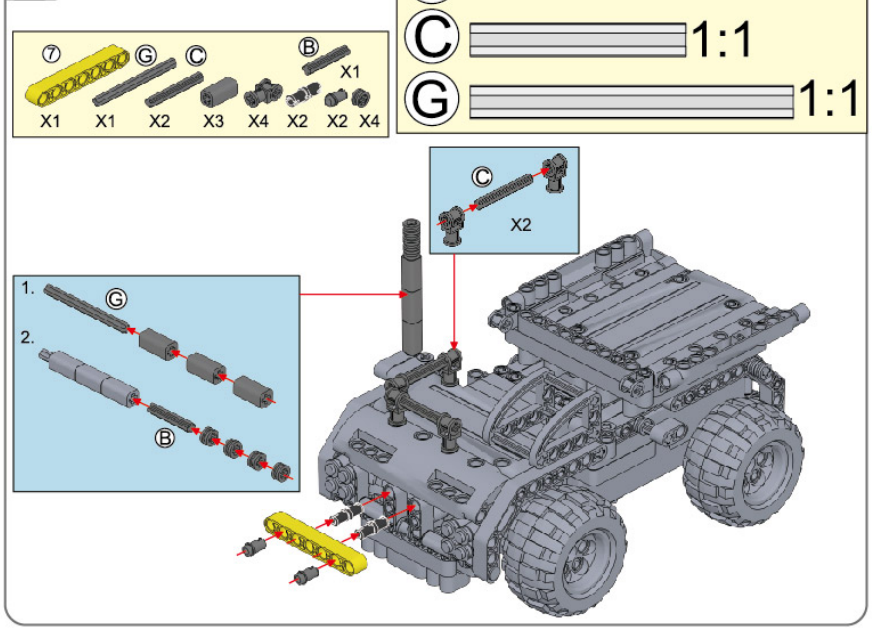
B
1:1
C
1:1
G
1:1
7
G
C
B
X1
X1
X1
X2
X3
X4
X2
X2
X4
C
X2
1.
G
2.
B

STEP 19

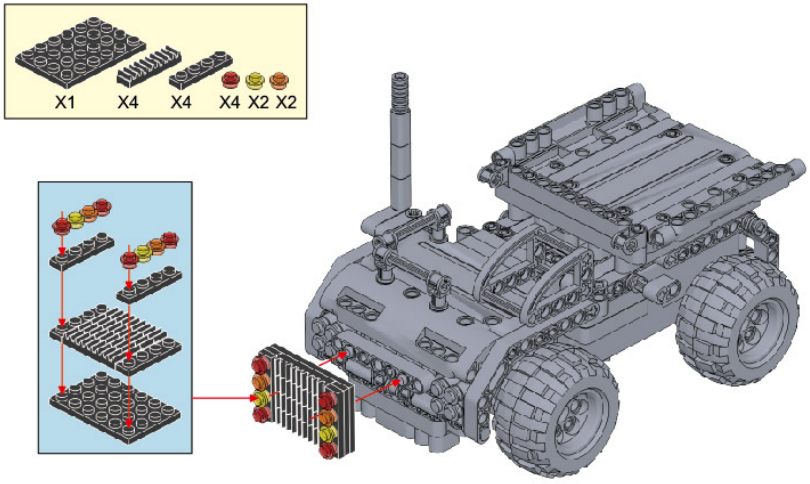
X1
X4
X4
X4
X2
X2

STEP 20

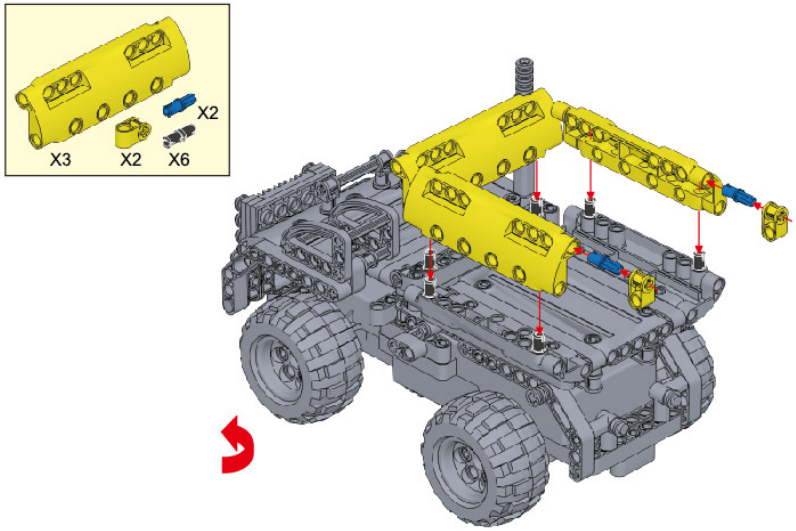

STEP 21

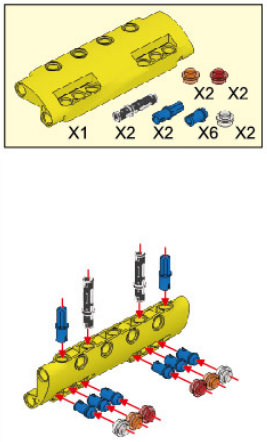
X2
X2
X1
X2
X2
X6
X2

STEP 22

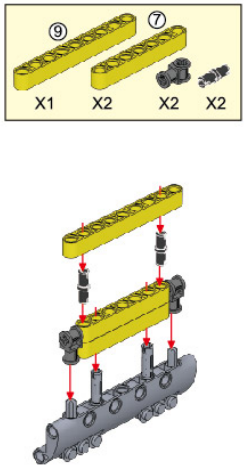
⑨
⑦
X1
X2
X2
X2

STEP 23

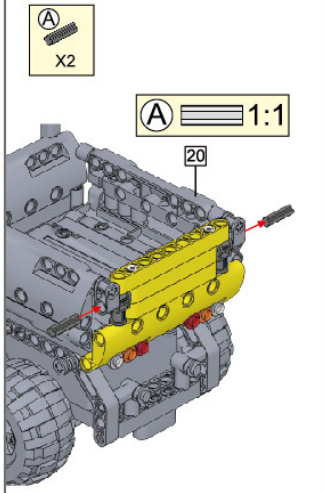

STEP 24

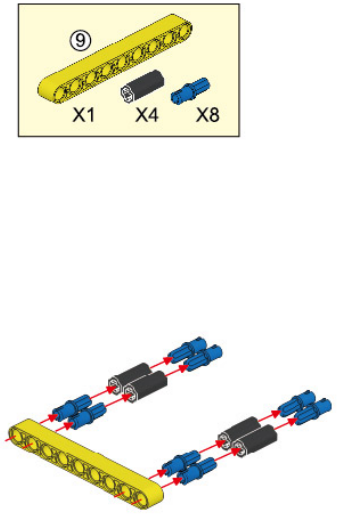

STEP 25

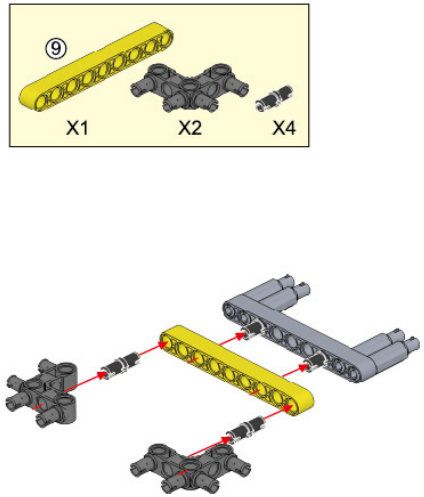

STEP 26

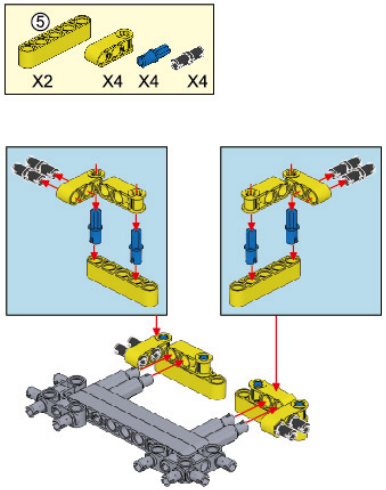

STEP 27

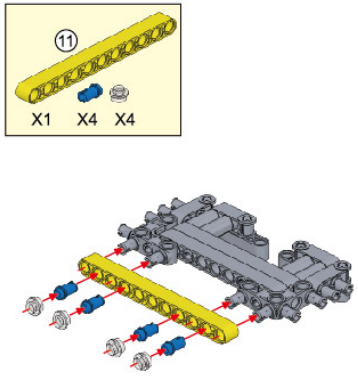

STEP 28

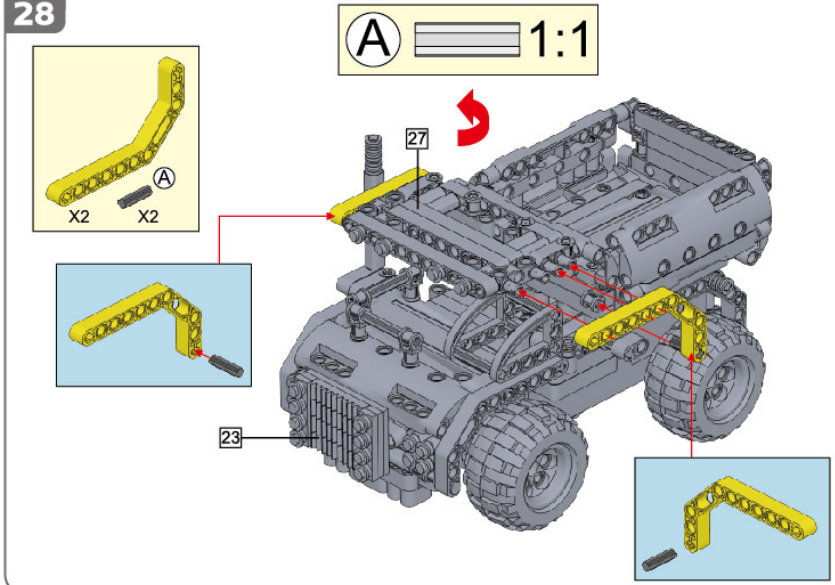
Ⓐ
1:1
Ⓐ
X2
X2
27
23

STEP 29

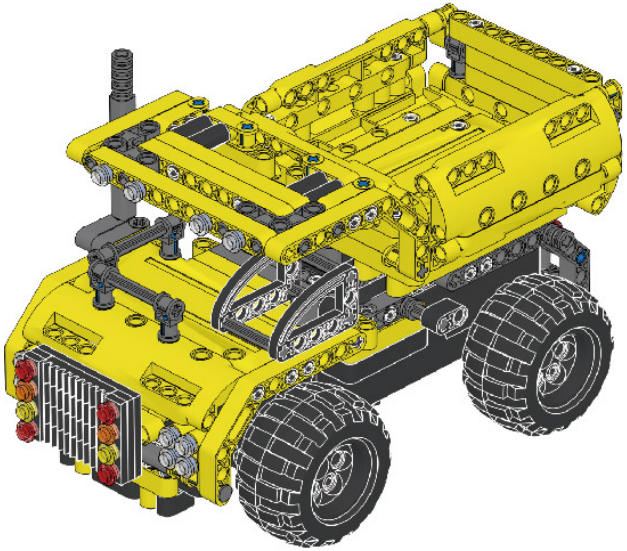

Charging Instructions

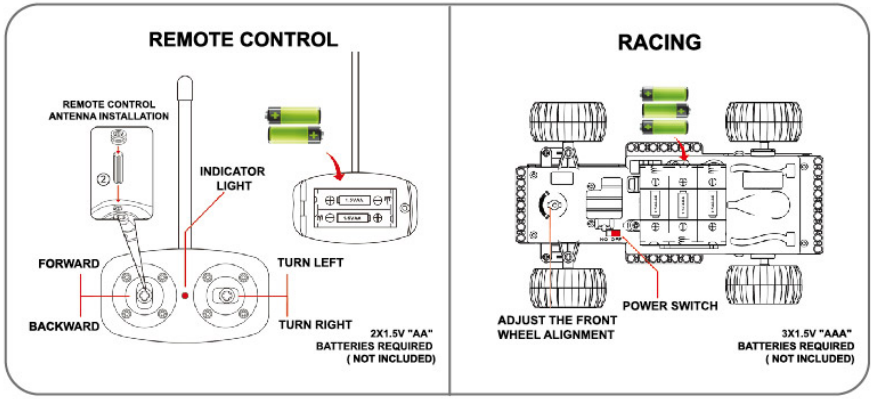
REMOTE CONTROL
REMOTE CONTROL ANTENNA INSTALLATION
②
INDICATOR LIGHT
FORWARD
BACKWARD
TURN LEFT
TURN RIGHT
2X1.5V "AA" BATTERIES REQUIRED (NOT INCLUDED)
RACING
POWER SWITCH
ADJUST THE FRONT WHEEL ALIGNMENT
3X1.5V "AAA" BATTERIES REQUIRED (NOT INCLUDED)

NOTE: This equipment has been tested and found to comply with the limits for a Class B digital device, pursuant to part 15 of the FCC Rules.
These limits are designed to provide reasonable protection against harmful interference in a residential installation. This equipment generates uses and can radiate radio frequency energy and, if not installed and used in accordance with the instructions, may cause harmful interference to radio communications.
However, there is no guarantee that interference will not occur in a particular installation. If this equipment does cause harmful interference to radio or television reception, which can be determined by turning the equipment off and on, the user is encouraged to try to correct the interference by one or more of the following measures:
- Reorient or relocate the receiving antenna.
- Increase the separation between the equipment and receiver.
-Connect the equipment into an outlet on a circuit different from that to which the receiver is connected.
-Consult the dealer or an experienced radio/TV technician for help
Changes or modifications not expressly approved by the party responsible for compliance could void the user's authority to operate the equipment.
This device complies with Part 15 of the FCC Rules. Operation is subject to the following two conditions:
(1) this device may not cause harmful interference, and (2) this device must accept any interference received, including interference that may cause undesired operation.

BATTERY WARNING:
- Do not mix alkaline, standard (carbon zinc), rechargeable (nickel hydride) batteries.
- Do not mix old and new batteries.
- Non-rechargeable batteries should not be recharged.
- Rechargeable batteries should be removed from the appliance before being charged.
- Rechargeable batteries should be charged under adult supervision only.
- Exhausted batteries should be removed.
- The supply terminals should not be short-circuited.
- Only batteries of the same or equivalent type are recommended to be used.
- Batteries should be inserted with the correct polarity.
- Discard button batteries carefully.
- Do not allow children to play with button batteries, and keep button batteries out of your child's reach.
- Caution hearing aid users to keep hearing aids and batteries out of the reach of children.
- Never put button batteries in your mouth for any reason as they are easily swallowed accidentally.
- Adults have swallowed button batteries mistaken for pills or tablets.
- If a button battery is ingested, immediately seek medical attention.

DGL Toys™ is an innovative division of DGL Group, Ltd. Other trademarks and trade names are those of their respective owners.

DGL Toys. 195 Raritan Center Parkway. Edison, NJ 08837.
Specifications, colors and contents may vary from illustrations.
Please retain this package for future use.
Conforms to safety requirements of ASTM & CPSIA.
Operates on 3 AAA batteries (not included) & 2 AA batteries (not included)

MADE IN CHINA

⚠ WARNING:
CHOKING HAZARD - Small parts.
Not for children under 3 years.
Adult supervision is required.

Manufactured in China.
Batch Ref: 200505DGL
Model Number: STM-CT-DMP-YLW
FCC ID: 2AANZDMP