




TEST SETUP




RF Conducted Test setup (BT/WIFI)




RE 30MHz~1GHz



RE >1GHz



RSE



AC POWER LINE