



SGS-CSTC Standards Technical Services Co., Ltd. Shenzhen Branch

No. 1 Workshop, M-10, Middle section, Science & Technology Park, Nanshan
District, Shenzhen, Guangdong, China 518057
Telephone: +86 (0) 755 2601 2053
Fax: +86 (0) 755 2671 0594
Email: ee.shenzhen@sgs.com

Report No.: SZEM151100720302
Page: 1 of 6

SAR Evaluation Report

Application No.: SZEM1511007203CR
Applicant: Gibson Innovations Limited
Manufacturer: Gibson Innovations Limited
Factory: Innovation Sound Technology Co.,Ltd
Product Name: Bluetooth Headphone
Model No.(EUT): SHB5950
Add Model No.: SHB5950XX, SHB5950YY/XX (XX=0-9 or Blank, Y=A-Z or Blank)
Trade Mark: PHILIPS
FCC ID: 2AANUSHB5950
Standards: 47 CFR Part 1.1307 (2014)
47 CFR Part 2.1093 (2014)
KDB447498D01 General RF Exposure Guidance v06
Date of Receipt: 2015-11-24
Date of Test: 2015-11-26 to 2015-12-07
Date of Issue: 2015-12-10

Test Result :	PASS*
----------------------	--------------

* In the configuration tested, the EUT complied with the standards specified above.

Authorized Signature:



Jack Zhang
EMC Laboratory Manager




The manufacturer should ensure that all products in series production are in conformity with the product sample detailed in this report. If the product in this report is used in any configuration other than that detailed in the report, the manufacturer must ensure the new system complies with all relevant standards. Any mention of SGS International Electrical Approvals or testing done by SGS International Electrical Approvals in connection with, distribution or use of the product described in this report must be approved by SGS International Electrical Approvals in writing. The report must not be used by the client to claim product certification, approval, or endorsement by NVLAP, NIST, or any agency of the federal government. All test results in this report can be traceable to National or International Standards.

"This document is issued by the Company subject to its General Conditions of Service printed overleaf, available on request or accessible at www.sgs.com/terms_and_conditions.htm and, for electronic format documents, subject to Terms and Conditions for Electronic Documents at www.sgs.com/terms_e-document.htm. Attention is drawn to the limitation of liability, indemnification and jurisdiction issues defined therein. Any holder of this document is advised that information contained hereon reflects the Company's findings at the time of its intervention only and within the limits of Client's instructions, if any. The Company's sole responsibility is to its Client and this document does not exonerate parties to a transaction from exercising all their rights and obligations under the transaction documents. This document cannot be reproduced except in full, without prior written approval of the Company. Any unauthorized alteration, forgery or falsification of the content or appearance of this document is unlawful and offenders may be prosecuted to the fullest extent of the law. Unless otherwise stated the results shown in this test report refer only to the sample(s) tested and such sample(s) are retained for 90 days only."



2 Version

Revision Record				
Version	Chapter	Date	Modifier	Remark
00		2015-12-10		Original

Authorized for issue by:			
Tested By			2015-12-07
	(Bill Chen) /Project Engineer		Date
Prepared By			2015-12-10
	(Jade Chen) /Clerk		Date
Checked By			2015-12-10
	(Eric Fu) /Reviewer		Date



3 Contents

	Page
1 COVER PAGE	1
2 VERSION	2
3 CONTENTS	3
4 GENERAL INFORMATION	4
4.1 CLIENT INFORMATION	4
4.2 GENERAL DESCRIPTION OF EUT	4
4.3 TEST LOCATION	5
4.4 TEST FACILITY	5
4.5 DEVIATION FROM STANDARDS	5
4.6 ABNORMALITIES FROM STANDARD CONDITIONS	5
4.7 OTHER INFORMATION REQUESTED BY THE CUSTOMER	5
5 SAR EVALUATION	6
5.1 RF EXPOSURE COMPLIANCE REQUIREMENT	6
5.1.1 <i>Standard Requirement</i>	6
5.1.2 <i>Limits</i>	6
5.1.3 <i>EUT RF Exposure</i>	6



4 General Information

4.1 Client Information

Applicant:	Gibson Innovations Limited
Address of Applicant:	5/F, Philips Electronics Building, 5 Science Park East Avenue, Hong Kong Science Park, Shatin, New Territories, Hong Kong
Manufacturer:	Gibson Innovations Limited
Address of Manufacturer:	5/F, Philips Electronics Building, 5 Science Park East Avenue, Hong Kong Science Park, Shatin, New Territories, Hong Kong
Factory:	Innovation Sound Technology Co., Ltd
Address of Factory:	Building 2nd/3rd/4th, Industrial Area of Huaide Cuihai Fengtang Road, Fuyong Town, Shenzhen

4.2 General Description of EUT

Product Name:	Bluetooth Headphone
Model No.:	SHB5950
Trade Mark:	PHILIPS
Operation Frequency:	2402MHz~2480MHz
Bluetooth Version:	BT V4.1 Classic mode
Modulation Technique:	Frequency Hopping Spread Spectrum(FHSS)
Modulation Type:	GFSK, $\pi/4$ DQPSK, 8DPSK
Number of Channel:	79
Hopping Channel Type:	Adaptive Frequency Hopping systems
Sample Type:	Portable production
Antenna Type:	Integral
Antenna Gain:	2dBi
Power Supply:	Rechargeable battery: DC 3.7V 120mAh Charge by USB

Remark:

Model No.: SHB5950, SHB5950XX, SHB5950YY/XX (X=0-9 or Blank, Y=A-Z or Blank).

Only the model SHB5950 was tested, since the electrical circuit design, layout, components used and internal wiring were identical for the above models, with difference being model name and color.



4.3 Test Location

All tests were performed at:

SGS-CSTC Standards Technical Services Co., Ltd. Shenzhen Branch E&E Lab

No. 1 Workshop, M-10, Middle section, Science & Technology Park, Shenzhen, Guangdong, China
518057

Telephone: +86 (0) 755 2601 2053 Fax: +86 (0) 755 2671 0594

No tests were sub-contracted.

4.4 Test Facility

The test facility is recognized, certified, or accredited by the following organizations:

• **CNAS (No. CNAS L2929)**

CNAS has accredited SGS-CSTC Standards Technical Services Co., Ltd. Shenzhen Branch EMC Lab to ISO/IEC 17025:2005 General Requirements for the Competence of Testing and Calibration Laboratories (CNAS-CL01 Accreditation Criteria for the Competence of Testing and Calibration Laboratories) for the competence in the field of testing.

• **A2LA (Certificate No. 3816.01)**

SGS-CSTC Standards Technical Services Co., Ltd., Shenzhen EMC Laboratory is accredited by the American Association for Laboratory Accreditation(A2LA). Certificate No. 3816.01.

• **VCCI**

The 10m Semi-anechoic chamber and Shielded Room of SGS-CSTC Standards Technical Services Co., Ltd. have been registered in accordance with the Regulations for Voluntary Control Measures with Registration No.: G-823, R-4188, T-1153 and C-2383 respectively.

• **FCC – Registration No.: 556682**

SGS-CSTC Standards Technical Services Co., Ltd., Shenzhen EMC Laboratory has been registered and fully described in a report filed with the (FCC) Federal Communications Commission. The acceptance letter from the FCC is maintained in our files. Registration No.: 556682.

• **Industry Canada (IC)**

The 3m Semi-anechoic chambers and the 10m Semi-anechoic chambers of SGS-CSTC Standards Technical Services Co., Ltd. Shenzhen Branch EMC Lab have been registered by Certification and Engineering Bureau of Industry Canada for radio equipment testing with Registration No.: 4620C-2, 4620C-3.

4.5 Deviation from Standards

None.

4.6 Abnormalities from Standard Conditions

None.

4.7 Other Information Requested by the Customer

None.



5 SAR Evaluation

5.1 RF Exposure Compliance Requirement

5.1.1 Standard Requirement

According to KDB447498D01 General RF Exposure Guidance v06

4.3.1. Standalone SAR test exclusion considerations

Unless specifically required by the published RF exposure KDB procedures, standalone 1-g head or body and 10-g extremity SAR evaluation for general population exposure conditions, by measurement or numerical simulation, is not required when the corresponding SAR Exclusion Threshold condition, listed below, is satisfied.

5.1.2 Limits

The 1-g and 10-g SAR test exclusion thresholds for 100 MHz to 6 GHz at test separation distances ≤ 50 mm are determined by:

$$\left[\frac{\text{(max. power of channel, including tune-up tolerance, mW)}}{\text{(min. test separation distance, mm)}} \right] \cdot \sqrt{f(\text{GHz})} \leq 3.0$$
 for 1-g SAR and ≤ 7.5 for 10-g extremity SAR, where

$f(\text{GHz})$ is the RF channel transmit frequency in GHz

Power and distance are rounded to the nearest mW and mm before calculation¹⁷

The result is rounded to one decimal place for comparison

The test exclusions are applicable only when the minimum test separation distance is ≤ 50 mm and for transmission frequencies between 100 MHz and 6 GHz. When the minimum test separation distance is < 5 mm, a distance of 5 mm is applied to determine SAR test exclusion

5.1.3 EUT RF Exposure

The Max Conducted Peak Output Power is 3.33dBm in middle channel(2.441GHz);

The best case gain of the antenna is 2dBi.

$EIRP = 3.33\text{dBm} + 2\text{dBi} = 5.33\text{dBm}$

5.33dBm logarithmic terms convert to numeric result is nearly 3.41mW

According to the formula. calculate the EIRP test result:

$$\left[\frac{\text{(max. power of channel, including tune-up tolerance, mW)}}{\text{(min. test separation distance, mm)}} \right] \cdot \sqrt{f(\text{GHz})}$$

General RF Exposure = $(3.41\text{mW} / 5 \text{ mm}) \times \sqrt{2.441\text{GHz}} = 1.06$ ①

SAR requirement:

$S = 3.0$

② ;

① < ②.

So the SAR report is not required.