



## Test Report

Date : 2017-03-31  
No. : DM17030075

Page 1 of 96

- Applicant** : Gibson Innovations Limited  
5/F., Philips Electronics Building, 5 Science Park East Avenue, Hong Kong Science Park, Shatin, New Territories, Hong Kong
- Supplier / Manufacturer** : Gibson Innovations Limited  
5/F., Philips Electronics Building, 5 Science Park East Avenue, Hong Kong Science Park, Shatin, New Territories, Hong Kong
- Description of Sample(s)** : Submitted sample(s) said to be  
Product: Portable Wireless System  
Brand Name: Philips  
Model No.: PX840T/37  
FCC ID: 2AANUPX840T
- Date Samples Received** : 2017-03-22
- Date Tested** : 2017-03-23 to 2017-03-31
- Investigation Requested** : Perform ElectroMagnetic Interference measurement in accordance with FCC 47CFR [Codes of Federal Regulations] Part 15: 2015 and ANSI C63.10:2013 for FCC Certification.
- Conclusions** : The submitted product COMPLIED with the requirements of Federal Communications Commission [FCC] Rules and Regulations Part 15. The tests were performed in accordance with the standards described above and on Section 2.2 in this Test Report.
- Remarks** : Bluetooth FHSS (GFSK/  $\pi/4$ -DQPSK/ 8DPSK)  
For additional model(s) details, please see page 3.

  
QNG Yun Jian, Along  
Authorized Signatory  
ElectroMagnetic Compatibility Department  
For and on behalf of  
STC (Dongguan) Company Limited



### STC (Dongguan) Company Limited

68 Fumin Nan Road, Dalang, Dongguan, Guangdong, China. Zip Code: 523770

Tel : (86 769) 81119888 Fax : (86 769) 81116222 Email : dgstc@dgstc.org Website : www.dgstc.org

This report shall not be reproduced unless with prior written approval from STC (Dongguan) Company Limited.

For Conditions of issuance of this test report, please refer to "Conditions of Issuance of Test Reports" section or Website.



## Test Report

Date : 2017-03-31  
No. : DM17030075

Page 2 of 96

### CONTENT:

Cover	Page 1 of 96
Content	Page 2 of 96
<b><u>1.0</u></b>	<b><u>General Details</u></b>
1.1	Test Laboratory Page 3 of 96
1.2	Equipment Under Test [EUT] Description of EUT operation Page 3 of 96
1.3	Date of Order Page 3 of 96
1.4	Submitted Sample(s) Page 3 of 96
1.5	Test Duration Page 3 of 96
1.6	Country of Origin Page 3 of 96
1.7	RF Module Details Page 4 of 96
1.8	Antenna Details Page 4 of 96
<b><u>2.0</u></b>	<b><u>Technical Details</u></b>
2.1	Investigations Requested Page 5 of 96
2.2	Test Standards and Results Summary Page 5 of 96
2.3	Table for Test Modes Page 6 of 96
<b><u>3.0</u></b>	<b><u>Test Results</u></b>
3.1	Emission Page 7-91 of 96
<b><u>Appendix A</u></b>	
List of Measurement Equipment	Page 92 of 96
<b><u>Appendix B</u></b>	
Photograph(s) of Product	Page 93-96 of 96

### STC (Dongguan) Company Limited

68 Fumin Nan Road, Dalang, Dongguan, Guangdong, China. Zip Code: 523770

Tel : (86 769) 81119888 Fax : (86 769) 81116222 Email : dgstc@dgstc.org Website : www.dgstc.org

This report shall not be reproduced unless with prior written approval from STC (Dongguan) Company Limited.

For Conditions of issuance of this test report, please refer to "Conditions of Issuance of Test Reports" section or Website.



## Test Report

Date : 2017-03-31  
No. : DM17030075

Page 3 of 96

### **1.0 General Details**

#### **1.1 Test Laboratory**

STC (Dongguan) Company Limited  
EMC Laboratory  
68 Fumin Nan Road, Dalang, Dongguan, Guangdong, China  
Telephone: (86 769) 81119888  
Fax: (86 769) 81116222

#### **1.2 Equipment Under Test [EUT]**

##### **Description of Sample(s)**

Product: Portable Wireless System  
Manufacturer: Gibson Innovations Limited  
5/F., Philips Electronics Building, 5 Science Park East Avenue,  
Hong Kong Science Park, Shatin, New Territories, Hong Kong  
Brand Name: Philips  
Model Number: PX840T/37  
Additional Model Number: PX84xT/zz(where x=0 to 9 for color; zz=00-99 for exported  
country)  
Rating: Input: 100-240Va.c. 50/60Hz 0.8A;  
Output: 12Vd.c. 3000mA.  
The AC/DC adaptor was provided by the applicant with following details:  
Brand name: PHILIPS; Model no.: HB40-1203004SPA

##### **1.2.1 Description of EUT Operation**

The Equipment Under Test (EUT) is a Portable Wireless System. The transmission signal is digital modulated with channel frequency range 2402-2480MHz. The R.F. signal was modulated by IC; the type of modulation used was frequency hopping spread spectrum Modulation.

#### **1.3 Date of Order**

2017-03-22

#### **1.4 Submitted Sample(s):**

1 Sample

#### **1.5 Test Duration**

2017-03-23 to 2017-03-31

#### **1.6 Country of Origin**

China

### **STC (Dongguan) Company Limited**

68 Fumin Nan Road, Dalang, Dongguan, Guangdong, China. Zip Code: 523770

Tel : (86 769) 81119888 Fax : (86 769) 81116222 Email : dgstc@dgstc.org Website : www.dgstc.org

This report shall not be reproduced unless with prior written approval from STC (Dongguan) Company Limited.

For Conditions of issuance of this test report, please refer to "Conditions of Issuance of Test Reports" section or Website.



## Test Report

Date : 2017-03-31  
No. : DM17030075

Page 4 of 96

### 1.7 RF Module Details

Module Model Number: F-6688  
Module FCC ID: N/A  
Module Transmission Type: Bluetooth V2.1+EDR  
Modulation: FHSS (GFSK /  $\pi/4$ -DQPSK / 8DPSK)  
Data Rates:  
1Mbps: GFSK  
2 Mbps:  $\pi/4$ -DQPSK  
3 Mbps: 8DPSK  
Frequency Range: 2400-2483.5MHz  
Carrier Frequencies: 2402MHz – 2480MHz

Module Specification (specification provided by manufacturer)

### 1.8 Antenna Details

Antenna Type: PCB antenna  
Antenna Gain: 0dBi

#### STC (Dongguan) Company Limited

68 Fumin Nan Road, Dalang, Dongguan, Guangdong, China. Zip Code: 523770

Tel : (86 769) 81119888 Fax : (86 769) 81116222 Email : dgstc@dgstc.org Website : www.dgstc.org

This report shall not be reproduced unless with prior written approval from STC (Dongguan) Company Limited.

For Conditions of issuance of this test report, please refer to "Conditions of Issuance of Test Reports" section or Website.



## Test Report

Date : 2017-03-31  
No. : DM17030075

Page 5 of 96

### 2.0 Technical Details

#### **2.1 Investigations Requested**

Perform Electromagnetic Interference measurements in accordance with FCC 47CFR [Codes of Federal Regulations] Part 15: 2015 Regulations and ANSI C63.10:2013 for FCC Certification. According FCC KDB 558074 DTS Measurement Guidance, Duty cycle  $\cong$  98%.  
The device was realized by test software.

#### **2.2 Test Standards and Results Summary Tables**

EMISSION Results Summary						
Test Condition	Test Requirement	Test Method	Class / Severity	Test Result		
				Pass	Failed	N/A
Maximum Peak Conducted Output Power	FCC 47CFR 15.247(b)(1)	ANSI C63.10: 2013	N/A	<input checked="" type="checkbox"/>	<input type="checkbox"/>	<input type="checkbox"/>
Radiated Spurious Emissions	FCC 47CFR 15.209	ANSI C63.10: 2013	N/A	<input checked="" type="checkbox"/>	<input type="checkbox"/>	<input type="checkbox"/>
AC Mains Conducted Emissions	FCC 47CFR 15.207	ANSI C63.10: 2013	N/A	<input checked="" type="checkbox"/>	<input type="checkbox"/>	<input type="checkbox"/>
Number of Hopping Frequency	FCC 47CFR 15.247 (b)(1)	ANSI C63.10: 2013	N/A	<input checked="" type="checkbox"/>	<input type="checkbox"/>	<input type="checkbox"/>
20dB Bandwidth	FCC 47CFR 15.247(a)(2)	ANSI C63.10: 2013	N/A	<input checked="" type="checkbox"/>	<input type="checkbox"/>	<input type="checkbox"/>
Hopping Channel Separation	FCC 47CFR 15.247(a)(1)	ANSI C63.10: 2013	N/A	<input checked="" type="checkbox"/>	<input type="checkbox"/>	<input type="checkbox"/>
Band-edge measurement (Radiated)	FCC 47CFR 15.247(d)	ANSI C63.10: 2013	N/A	<input checked="" type="checkbox"/>	<input type="checkbox"/>	<input type="checkbox"/>
Pseudorandom Hopping Algorithm	FCC 47CFR 15.247(a)(1)	N/A	N/A	<input checked="" type="checkbox"/>	<input type="checkbox"/>	<input type="checkbox"/>
Time of Occupancy (Dwell Time)	FCC 47CFR 15.247(a)(1)(iii)	ANSI C63.10: 2013	N/A	<input checked="" type="checkbox"/>	<input type="checkbox"/>	<input type="checkbox"/>
Antenna requirement	FCC 47CFR 15.203	N/A	N/A	<input checked="" type="checkbox"/>	<input type="checkbox"/>	<input type="checkbox"/>

Note: N/A - Not Applicable

#### **STC (Dongguan) Company Limited**

68 Fumin Nan Road, Dalang, Dongguan, Guangdong, China. Zip Code: 523770

Tel : (86 769) 81119888 Fax : (86 769) 81116222 Email : dgstc@dgstc.org Website : www.dgstc.org

This report shall not be reproduced unless with prior written approval from STC (Dongguan) Company Limited.

For Conditions of issuance of this test report, please refer to "Conditions of Issuance of Test Reports" section or Website.



## Test Report

Date : 2017-03-31  
No. : DM17030075

Page 6 of 96

### 2.3 Table for Test Modes

Preliminary tests were performed in different data rate to find the worst radiated emission. The data rate in the table below is the worst case rate with respect to the specific test item.

Investigation has been done on all the possible configurations for searching the worst cases.

The device was realized by test software.

The following table is a list of the test modes shown in this test report.

Test Items	Mode	Data Rate
Maximum Peak Conducted Output Power	GFSK / $\pi/4$ -DQPSK/ 8DPSK	1MBps / 2MBps/ 3MBps
Hopping Channel Separation	GFSK / $\pi/4$ -DQPSK/ 8DPSK	1MBps / 2MBps / 3MBps
Number of Hopping Frequency	GFSK / $\pi/4$ -DQPSK/ 8DPSK	1MBps / 2MBps/ 3MBps
Time of Occupancy(Dwell Time)	8DPSK (DH1 / DH3 / DH5)	3MBps
Radiated Spurious Emissions	GFSK / $\pi/4$ -DQPSK/ 8DPSK	1MBps / 2MBps /3MBps
Band-edge compliance of Conducted Emission	GFSK / $\pi/4$ -DQPSK / 8DPSK	1MBps / 2MBps /3MBps

### STC (Dongguan) Company Limited

68 Fumin Nan Road, Dalang, Dongguan, Guangdong, China. Zip Code: 523770

Tel : (86 769) 81119888 Fax : (86 769) 81116222 Email : dgstc@dgstc.org Website : www.dgstc.org

This report shall not be reproduced unless with prior written approval from STC (Dongguan) Company Limited.

For Conditions of issuance of this test report, please refer to "Conditions of Issuance of Test Reports" section or Website.

## Test Report

Date : 2017-03-31  
No. : DM17030075

Page 7 of 96

### 3.0 Test Results

#### **3.1 Emission**

##### **3.1.1 Maximum Peak Conducted Output Power**

Test Requirement:	FCC 47CFR 15.247(b) (1)
Test Method:	ANSI C63.10: 2013
Test Date:	2017-03-28
Mode of Operation:	Tx mode

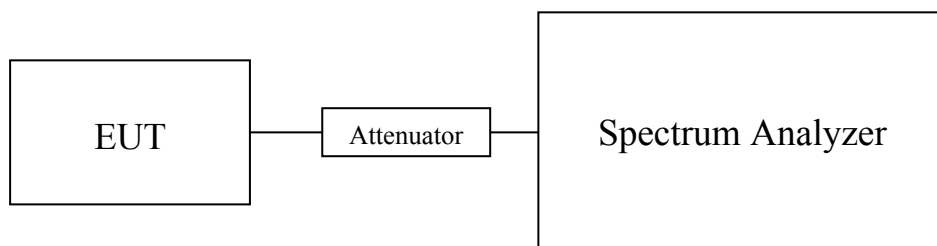
#### **Test Method:**

A temporary antenna connector was soldered to the RF output. The RF output of the EUT was connected to the spectrum analyzer. All the attenuation or cable loss will be added to the measured maximum output power. The results are recorded in Watt.

#### **Spectrum Analyzer Setting:**

RBW = 3 MHz, VBW= 3MHz, Sweep = Auto, Span: Approximately five times the 20 dB bandwidth  
Detector = Peak, Trace = Max. hold

#### **Test Setup:**



Note: a temporary antenna connector was soldered to the RF output.

#### **STC (Dongguan) Company Limited**

68 Fumin Nan Road, Dalang, Dongguan, Guangdong, China. Zip Code: 523770

Tel : (86 769) 81119888 Fax : (86 769) 81116222 Email : dgstc@dgstc.org Website : www.dgstc.org

This report shall not be reproduced unless with prior written approval from STC (Dongguan) Company Limited.

For Conditions of issuance of this test report, please refer to "Conditions of Issuance of Test Reports" section or Website.



## Test Report

Date : 2017-03-31  
No. : DM17030075

Page 8 of 96

### Limits for Maximum Peak Conducted Output Power [FCC 47CFR 15.247]:

The maximum peak output power shall not exceeded the following limits:  
For Digital Transmission systems in 2400-2483.5 MHz Band: 125 Milliwatt  
Results of Bluetooth Communication mode (GFSK) (Fundamental Power): Pass

Results of Bluetooth Communication mode (GFSK) (Fundamental Power): Pass

Transmitter Frequency (MHz)	Maximum conducted output power (Watt)
2402	0.000517

Transmitter Frequency (MHz)	Maximum conducted output power (Watt)
2441	0.000573

Transmitter Frequency (MHz)	Maximum conducted output power (Watt)
2480	0.000521

The maximum peak output power shall not exceeded the following limits:  
For all other frequency hopping systems in the 2400-2483.5 MHz band: 0.125 Watts  
Results of Bluetooth Communication mode ( $\pi/4$ -DQPSK) (Fundamental Power): Pass

Transmitter Frequency (MHz)	Maximum conducted output power (Watt)
2402	0.000508

Transmitter Frequency (MHz)	Maximum conducted output power (Watt)
2441	0.000571

Transmitter Frequency (MHz)	Maximum conducted output power (Watt)
2480	0.000514

Results of Bluetooth Communication mode (8DPSK) (Fundamental Power): Pass

Transmitter Frequency (MHz)	Maximum conducted output power (Watt)
2402	0.000507

Transmitter Frequency (MHz)	Maximum conducted output power (Watt)
2441	0.000568

Transmitter Frequency (MHz)	Maximum conducted output power (Watt)
2480	0.000512

Calculated measurement uncertainty : 30MHz to 1GHz 1.7dB  
1GHz to 18GHz 1.7dB

Remark:

1. All test data for each data rate were verified, but only the worst case was reported.
2. The EUT is programmed to transmit signals continuously for all testing.

### STC (Dongguan) Company Limited

68 Fumin Nan Road, Dalang, Dongguan, Guangdong, China. Zip Code: 523770

Tel : (86 769) 81119888 Fax : (86 769) 81116222 Email : dgstc@dgstc.org Website : www.dgstc.org

This report shall not be reproduced unless with prior written approval from STC (Dongguan) Company Limited.

For Conditions of issuance of this test report, please refer to "Conditions of Issuance of Test Reports" section or Website.





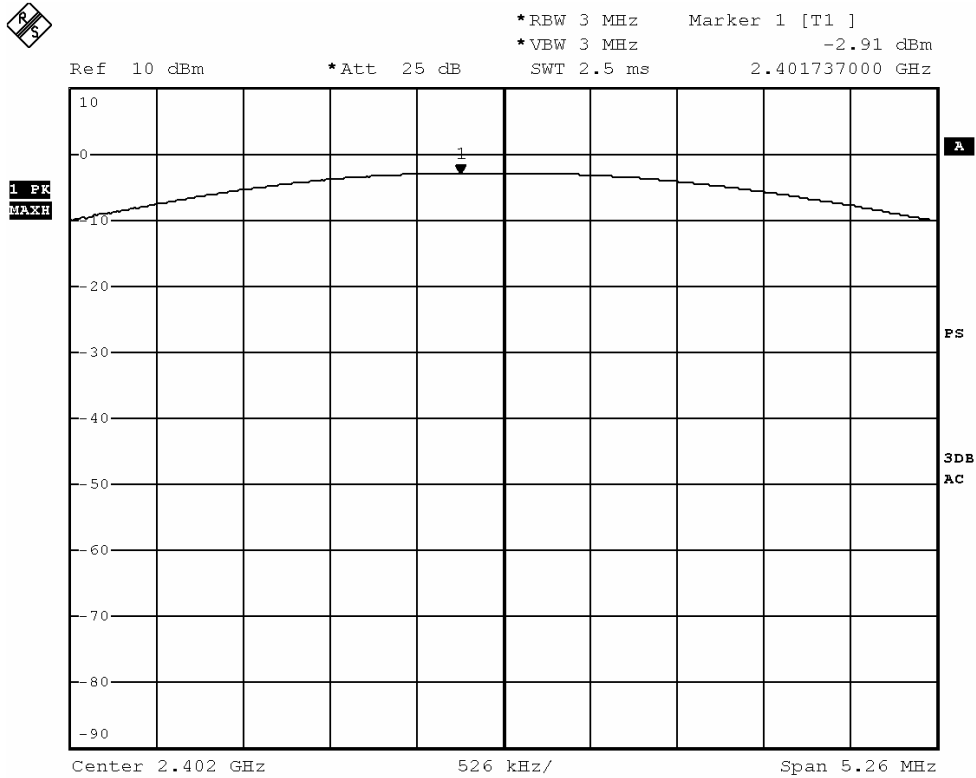
## Test Report

Date : 2017-03-31  
No. : DM17030075

Page 9 of 96

Test plot of Maximum Peak Conducted Output Power :

Bluetooth Communication mode (GFSK, 2402MHz)



### STC (Dongguan) Company Limited

68 Fumin Nan Road, Dalang, Dongguan, Guangdong, China. Zip Code: 523770

Tel : (86 769) 81119888 Fax : (86 769) 81116222 Email : dgstc@dgstc.org Website : www.dgstc.org

This report shall not be reproduced unless with prior written approval from STC (Dongguan) Company Limited.

For Conditions of issuance of this test report, please refer to "Conditions of Issuance of Test Reports" section or Website.

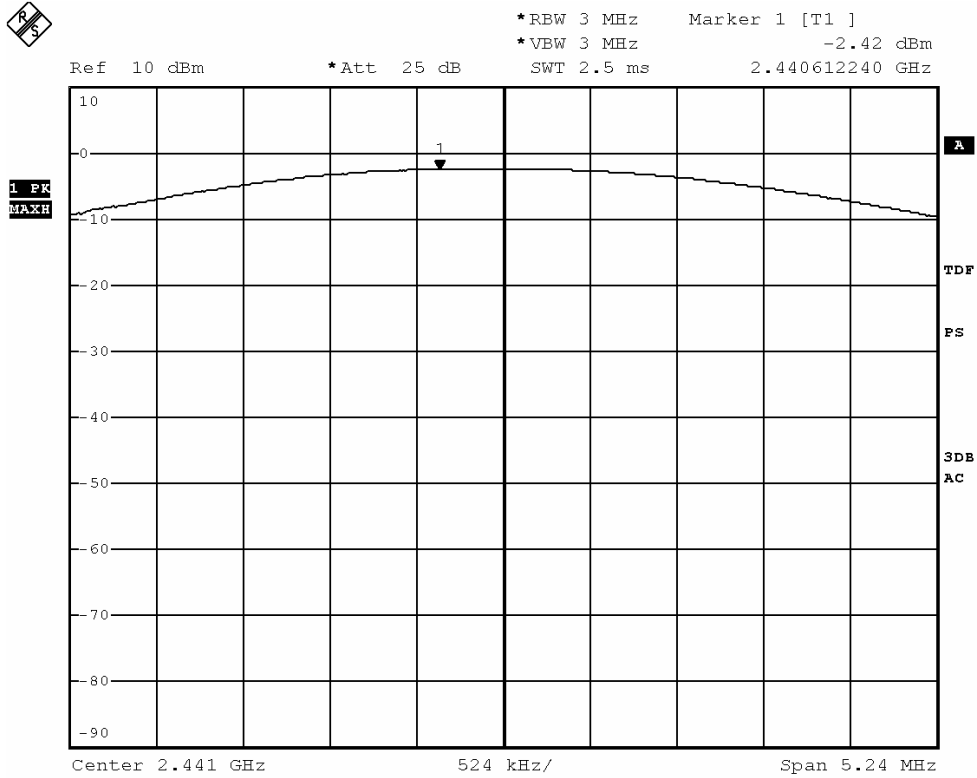


# Test Report

Date : 2017-03-31  
No. : DM17030075

Page 10 of 96

## Bluetooth Communication mode (GFSK, 2441MHz)



### STC (Dongguan) Company Limited

68 Fumin Nan Road, Dalang, Dongguan, Guangdong, China. Zip Code: 523770

Tel : (86 769) 81119888 Fax : (86 769) 81116222 Email : dgstc@dgstc.org Website : www.dgstc.org

This report shall not be reproduced unless with prior written approval from STC (Dongguan) Company Limited.

For Conditions of issuance of this test report, please refer to "Conditions of Issuance of Test Reports" section or Website.

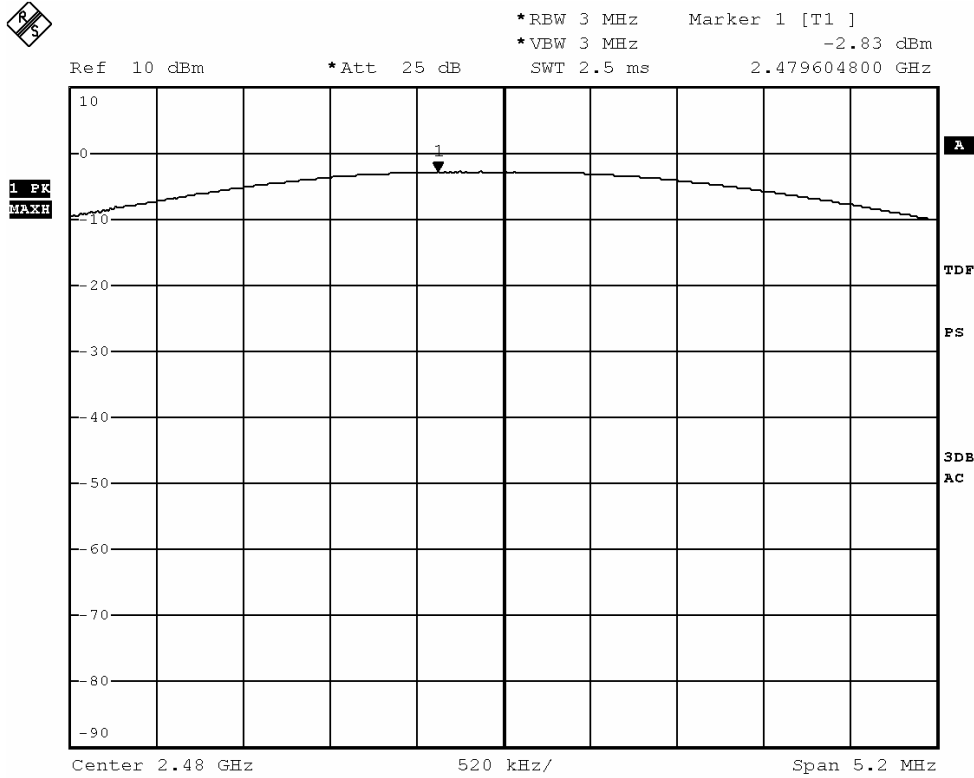


# Test Report

Date : 2017-03-31  
No. : DM17030075

Page 11 of 96

## Bluetooth Communication mode (GFSK, 2480MHz)



### STC (Dongguan) Company Limited

68 Fumin Nan Road, Dalang, Dongguan, Guangdong, China. Zip Code: 523770

Tel : (86 769) 81119888 Fax : (86 769) 81116222 Email : dgstc@dgstc.org Website : www.dgstc.org

This report shall not be reproduced unless with prior written approval from STC (Dongguan) Company Limited.

For Conditions of issuance of this test report, please refer to "Conditions of Issuance of Test Reports" section or Website.

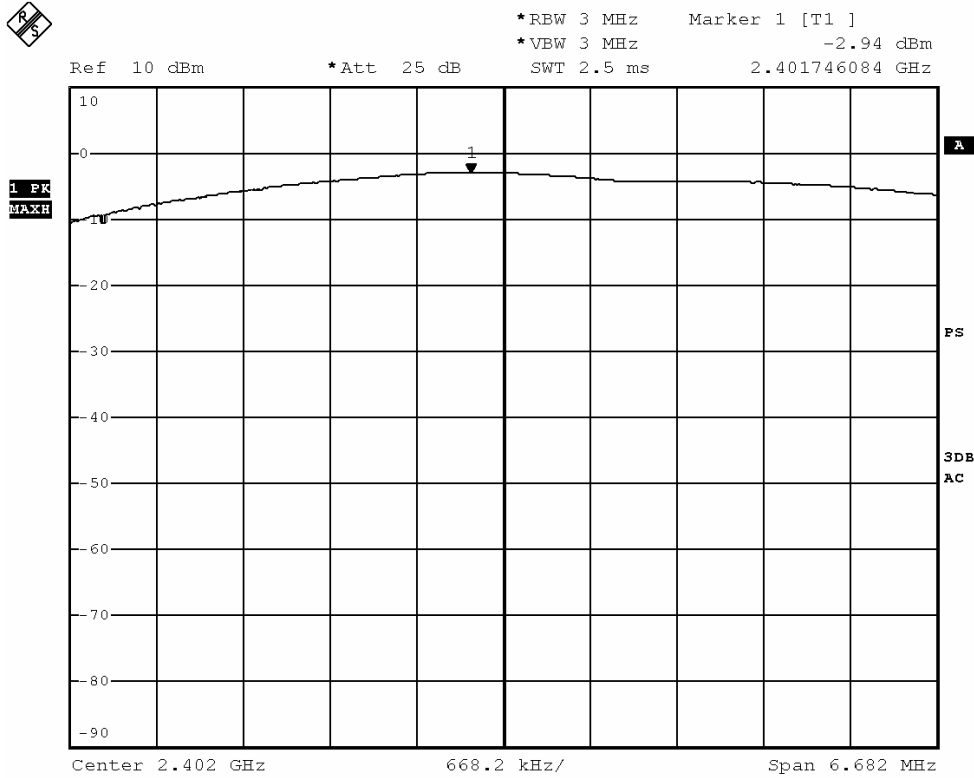


# Test Report

Date : 2017-03-31  
No. : DM17030075

Page 12 of 96

## Bluetooth Communication mode ( $\pi/4$ DQPSK, 2402MHz)



### STC (Dongguan) Company Limited

68 Fumin Nan Road, Dalang, Dongguan, Guangdong, China. Zip Code: 523770

Tel : (86 769) 81119888 Fax : (86 769) 81116222 Email : dgstc@dgstc.org Website : www.dgstc.org

This report shall not be reproduced unless with prior written approval from STC (Dongguan) Company Limited.

For Conditions of issuance of this test report, please refer to "Conditions of Issuance of Test Reports" section or Website.

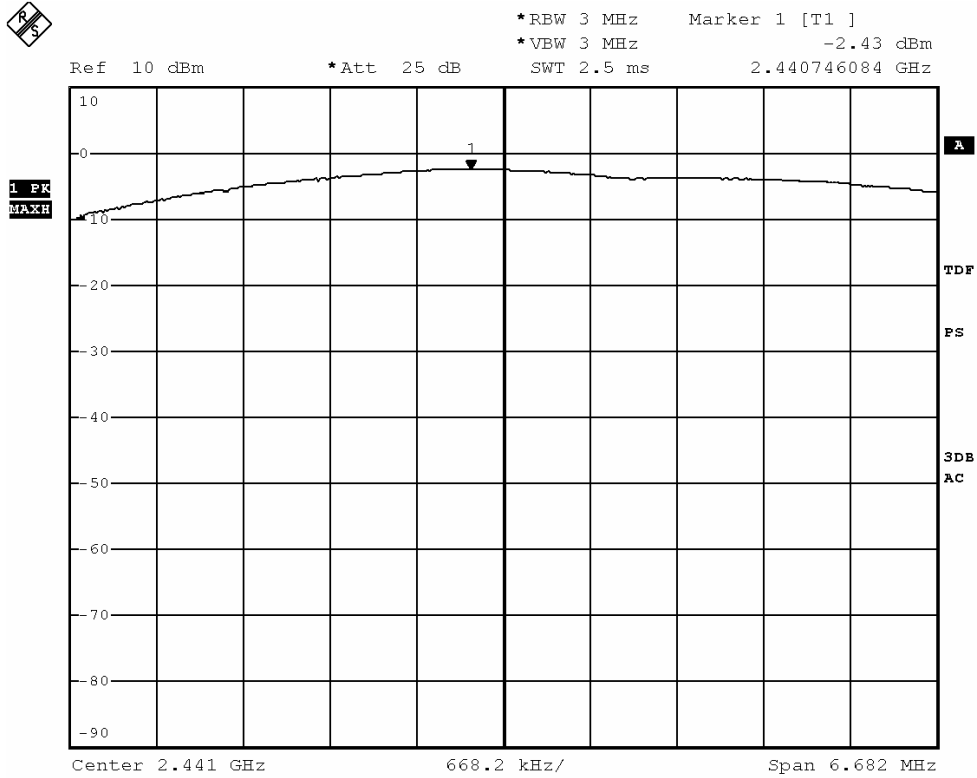


# Test Report

Date : 2017-03-31  
No. : DM17030075

Page 13 of 96

## Bluetooth Communication mode ( $\pi/4$ DQPSK, 2441MHz)



### STC (Dongguan) Company Limited

68 Fumin Nan Road, Dalang, Dongguan, Guangdong, China. Zip Code: 523770

Tel : (86 769) 81119888 Fax : (86 769) 81116222 Email : dgstc@dgstc.org Website : www.dgstc.org

This report shall not be reproduced unless with prior written approval from STC (Dongguan) Company Limited.

For Conditions of issuance of this test report, please refer to "Conditions of Issuance of Test Reports" section or Website.

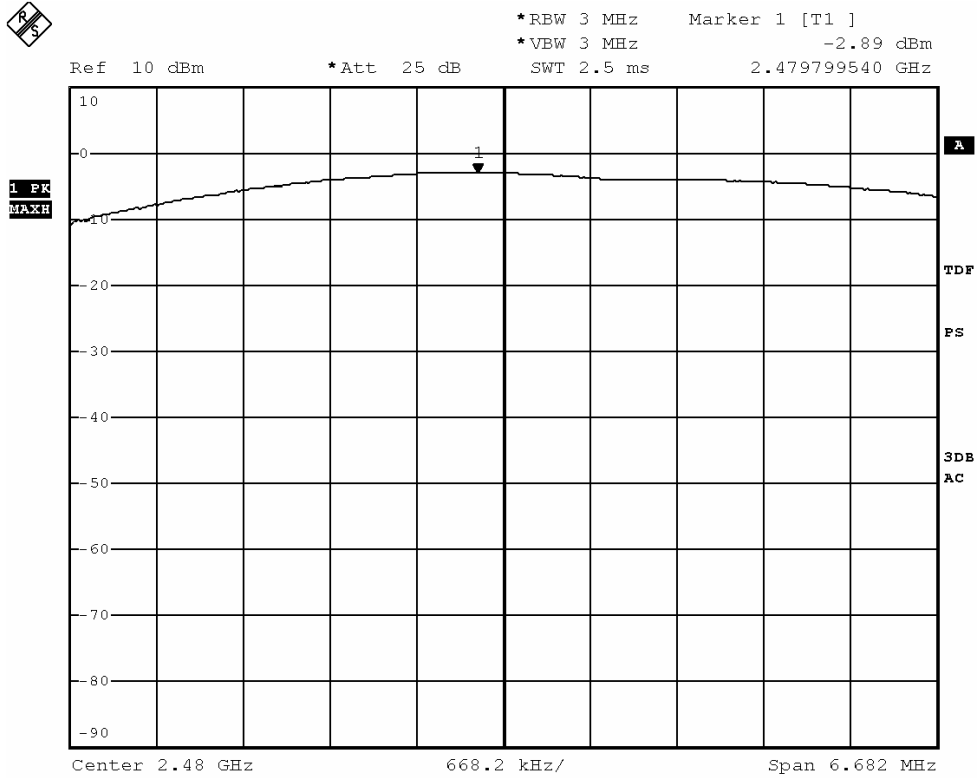


# Test Report

Date : 2017-03-31  
No. : DM17030075

Page 14 of 96

## Bluetooth Communication mode ( $\pi/4$ DQPSK, 2480MHz)



### STC (Dongguan) Company Limited

68 Fumin Nan Road, Dalang, Dongguan, Guangdong, China. Zip Code: 523770

Tel : (86 769) 81119888 Fax : (86 769) 81116222 Email : dgstc@dgstc.org Website : www.dgstc.org

This report shall not be reproduced unless with prior written approval from STC (Dongguan) Company Limited.

For Conditions of issuance of this test report, please refer to "Conditions of Issuance of Test Reports" section or Website.

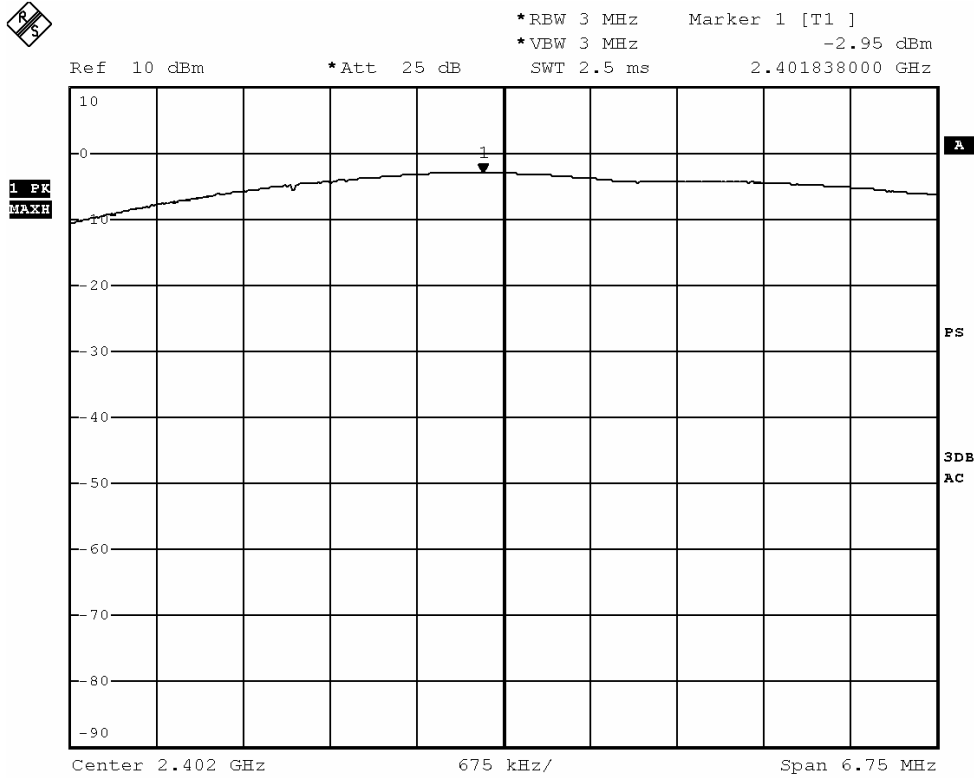


# Test Report

Date : 2017-03-31  
No. : DM17030075

Page 15 of 96

## Bluetooth Communication mode (8DPSK, 2402MHz)



### STC (Dongguan) Company Limited

68 Fumin Nan Road, Dalang, Dongguan, Guangdong, China. Zip Code: 523770

Tel : (86 769) 81119888 Fax : (86 769) 81116222 Email : dgstc@dgstc.org Website : www.dgstc.org

This report shall not be reproduced unless with prior written approval from STC (Dongguan) Company Limited.

For Conditions of issuance of this test report, please refer to "Conditions of Issuance of Test Reports" section or Website.

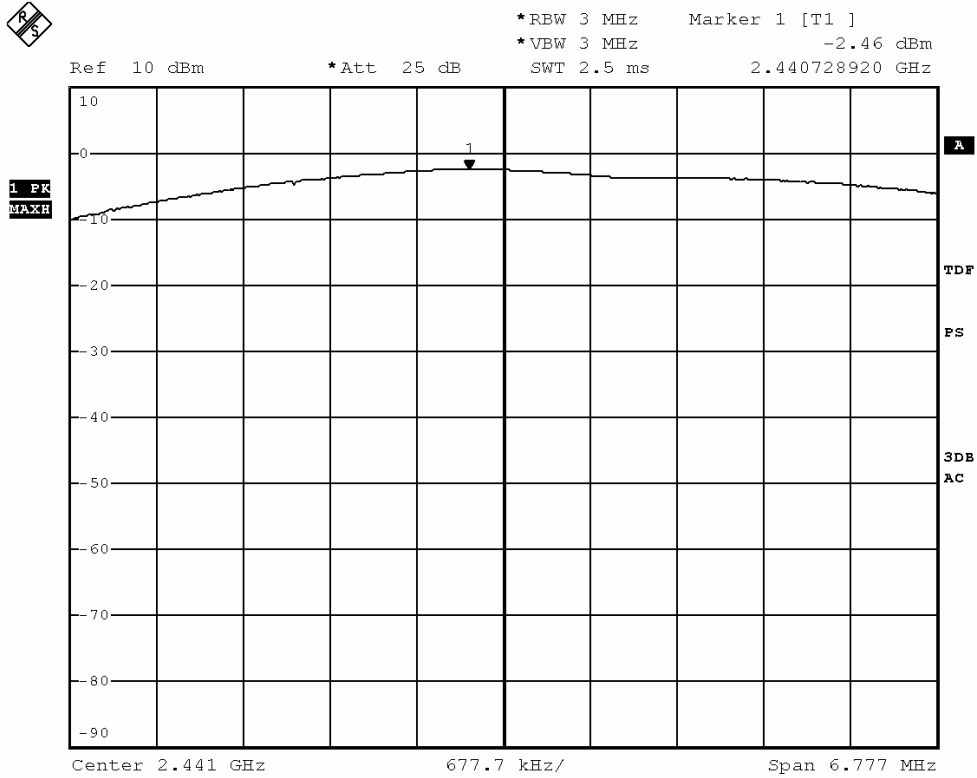


# Test Report

Date : 2017-03-31  
No. : DM17030075

Page 16 of 96

## Bluetooth Communication mode (8DPSK, 2441MHz)



### STC (Dongguan) Company Limited

68 Fumin Nan Road, Dalang, Dongguan, Guangdong, China. Zip Code: 523770

Tel : (86 769) 81119888 Fax : (86 769) 81116222 Email : dgstc@dgstc.org Website : www.dgstc.org

This report shall not be reproduced unless with prior written approval from STC (Dongguan) Company Limited.

For Conditions of issuance of this test report, please refer to "Conditions of Issuance of Test Reports" section or Website.



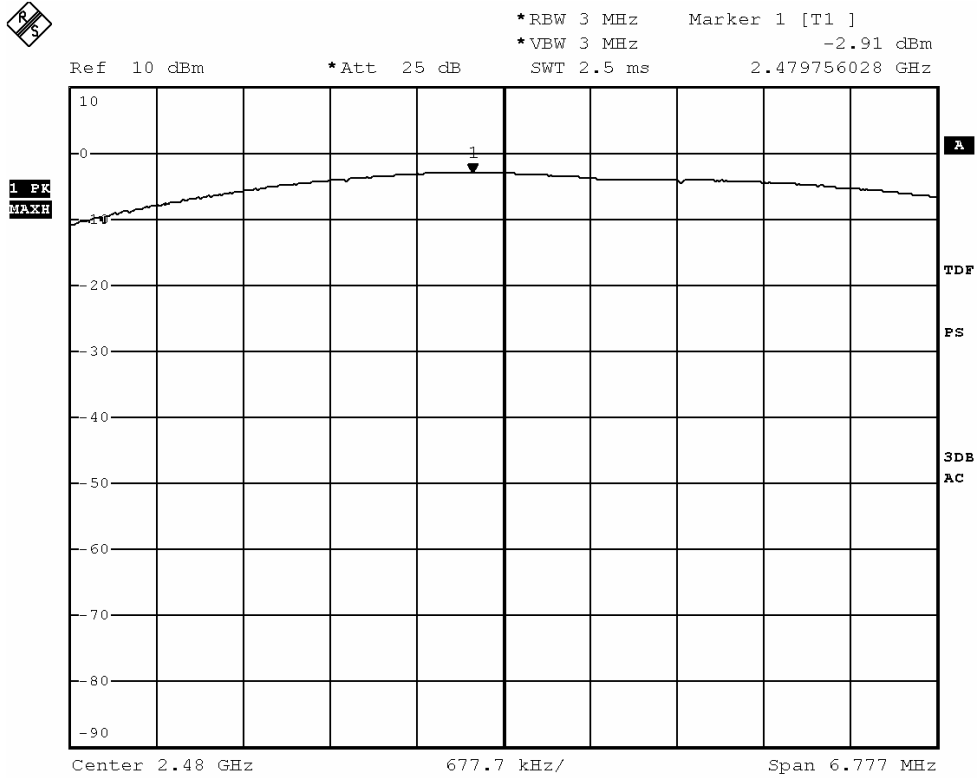


# Test Report

Date : 2017-03-31  
No. : DM17030075

Page 17 of 96

## Bluetooth Communication mode (8DPSK, 2480MHz)



### STC (Dongguan) Company Limited

68 Fumin Nan Road, Dalang, Dongguan, Guangdong, China. Zip Code: 523770

Tel : (86 769) 81119888 Fax : (86 769) 81116222 Email : dgstc@dgstc.org Website : www.dgstc.org

This report shall not be reproduced unless with prior written approval from STC (Dongguan) Company Limited.

For Conditions of issuance of this test report, please refer to "Conditions of Issuance of Test Reports" section or Website.



## Test Report

Date : 2017-03-31  
No. : DM17030075

Page 18 of 96

### 3.1.2 Radiated Spurious Emissions

Test Requirement:	FCC 47CFR 15.209
Test Method:	ANSI C63.10:2013
Test Date:	2017-03-28
Mode of Operation:	Tx mode / Bluetooth Communication mode (GFSK)

#### **Test Method:**

For emission measurements at or below 1 GHz, the sample was placed 0.8m above the ground plane of semi-anechoic Chamber\*. For emission measurements above 1 GHz, the sample was placed 1.5m above the ground plane of semi-anechoic Chamber\*. Measurements in both horizontal and vertical polarities were performed. During the test, each emission was maximized by: having the EUT continuously working, investigated all operating modes, rotated about all 3 axis (X, Y & Z) and considered typical configuration to obtain worst position, manipulating interconnecting cables, rotating turntable, varying antenna height from 1m to 4m in both horizontal and vertical polarizations. The emissions worst-case are shown in Test Results of the following pages.

\* Semi-anechoic chamber located on the STC (Dongguan) Company Ltd. 68 Fumin Nan Road, Dalang, Dongguan, Guangdong, PRC with a metal ground plane filed with the FCC pursuant to section 2.948 of the FCC rules, with Registration Number: 629686.

#### **STC (Dongguan) Company Limited**

68 Fumin Nan Road, Dalang, Dongguan, Guangdong, China. Zip Code: 523770

Tel : (86 769) 81119888 Fax : (86 769) 81116222 Email : dgstc@dgstc.org Website : www.dgstc.org

This report shall not be reproduced unless with prior written approval from STC (Dongguan) Company Limited.

For Conditions of issuance of this test report, please refer to "Conditions of Issuance of Test Reports" section or Website.

## Test Report

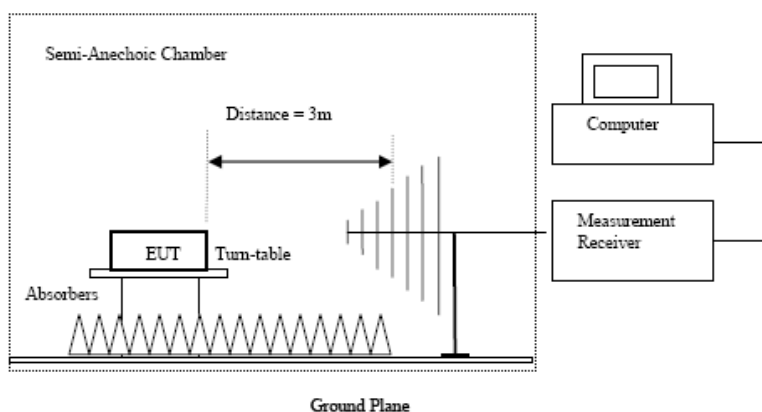
Date : 2017-03-31  
No. : DM17030075

Page 19 of 96

### Spectrum Analyzer Setting:

9KHz – 30MHz (Pk & Av)	RBW: 10kHz VBW: 30kHz Sweep: Auto Span: Fully capture the emissions being measured Trace: Max. hold
30MHz – 1GHz (QP)	RBW: 120kHz VBW: 120kHz Sweep: Auto Span: Fully capture the emissions being measured Trace: Max. hold
Above 1GHz (Pk)	RBW: 1MHz VBW: 1MHz Sweep: Auto Span: Fully capture the emissions being measured Trace: Max. hold
Above 1GHz (Av)	RBW: 1MHz VBW: 10Hz Sweep: Auto Span: Fully capture the emissions being measured Trace: Max. hold

### Test Setup:



- Absorbers placed on top of the ground plane are for measurements above 1000MHz only.  
- Measurements between 30MHz to 1000MHz made with Bi-log antennas, above 1000MHz horn antennas are used, 9kHz to 30MHz loop antennas are used.

### STC (Dongguan) Company Limited

68 Fumin Nan Road, Dalang, Dongguan, Guangdong, China. Zip Code: 523770

Tel : (86 769) 81119888 Fax : (86 769) 81116222 Email : dgstc@dgstc.org Website : www.dgstc.org

This report shall not be reproduced unless with prior written approval from STC (Dongguan) Company Limited.

For Conditions of issuance of this test report, please refer to "Conditions of Issuance of Test Reports" section or Website.



## Test Report

Date : 2017-03-31  
 No. : DM17030075

Page 20 of 96

**Limits for Radiated Emissions FCC 47 CFR 15.247 Class B]:**

Frequency Range [MHz]	Quasi-Peak Limits [μV/m]
0.009-0.490	2400/F (kHz)
0.490-1.705	24000/F (kHz)
1.705-30	30
30-88	100
88-216	150
216-960	200
Above960	500

The emission limits shown in the above table are based on measurement employing a CISPR quasi-peak detector and above 1000MHz are based on measurements employing an average detector.

**Result of Tx mode (2402.0 MHz) (GFSK) (9kHz – 30MHz): Pass**

Field Strength of Spurious Emissions Peak Value						
Frequency MHz	Measured Level dBuV	Correction Factor dB/m	Field Strength dBuV/m	Field Strength uV/m	Limit uV/m	E-Field Polarity
<b>Emissions detected are more than 20 dB below the FCC Limits</b>						

**Result of Tx mode (2402.0 MHz) (GFSK) (Above 1GHz): Pass**

Field Strength of Spurious Emissions Peak Value						
Frequency MHz	Measured Level @3m dBμV	Correction Factor dB/m	Field Strength dBμV/m	Limit @3m dBμV/m	Margin dBμV/m	E-Field Polarity
4804.0	16.1	41.5	57.6	74.0	16.4	Vertical
4804.0	14.3	42.4	56.7	74.0	17.3	Horizontal
7206.0	16.0	45.1	61.1	74.0	12.9	Vertical
7206.0	14.5	46.2	60.7	74.0	13.3	Horizontal
9608.0	7.5	48.0	55.5	74.0	18.5	Vertical
9608.0	6.1	48.8	54.9	74.0	19.1	Horizontal
12010.0	4.4	51.8	56.2	74.0	17.8	Vertical
12010.0	3.6	52.4	56.0	74.0	18.0	Horizontal

**STC (Dongguan) Company Limited**

68 Fumin Nan Road, Dalang, Dongguan, Guangdong, China. Zip Code: 523770

Tel : (86 769) 81119888 Fax : (86 769) 81116222 Email : dgstc@dgstc.org Website : www.dgstc.org

This report shall not be reproduced unless with prior written approval from STC (Dongguan) Company Limited.

For Conditions of issuance of this test report, please refer to "Conditions of Issuance of Test Reports" section or Website.



## Test Report

Date : 2017-03-31  
No. : DM17030075

Page 21 of 96

<b>Field Strength of Spurious Emissions</b>						
<b>Average Value</b>						
Frequency MHz	Measured Level @3m dBuV	Correction Factor dB/m	Field Strength dBuV/m	Limit @3m dBuV/m	Margin dBuV/m	E-Field Polarity
4804.0	0.7	41.5	42.2	54.0	11.8	Vertical
4804.0	-0.1	42.4	42.3	54.0	11.7	Horizontal
7206.0	0.6	45.1	45.7	54.0	8.3	Vertical
7206.0	-0.7	46.2	45.5	54.0	8.5	Horizontal
9608.0	-7.5	48.0	40.5	54.0	13.5	Vertical
9608.0	-8.4	48.8	40.4	54.0	13.6	Horizontal
12010.0	-6.3	51.8	45.5	54.0	8.5	Vertical
12010.0	-9.1	52.4	43.3	54.0	10.7	Horizontal

**Result of Tx mode (2441.0 MHz) (GFSK) (9kHz – 30MHz): Pass**

<b>Field Strength of Spurious Emissions</b>						
<b>Peak Value</b>						
Frequency MHz	Measured Level dBuV	Correction Factor dB/m	Field Strength dBuV/m	Field Strength uV/m	Limit uV/m	E-Field Polarity
<b>Emissions detected are more than 20 dB below the FCC Limits</b>						

**Result of Tx mode (2441.0 MHz) (GFSK) (Above 1GHz): Pass**

<b>Field Strength of Spurious Emissions</b>						
<b>Peak Value</b>						
Frequency MHz	Measured Level @3m dBuV	Correction Factor dB/m	Field Strength dBuV/m	Limit @3m dBuV/m	Margin dBuV/m	E-Field Polarity
4882.0	15.8	41.6	57.4	74.0	16.6	Vertical
4882.0	14.5	42.5	57.0	74.0	17.0	Horizontal
7323.0	8.5	53.2	61.7	74.0	12.3	Vertical
7323.0	13.9	46.3	60.2	74.0	13.8	Horizontal
9764.0	7.8	48.1	55.9	74.0	18.1	Vertical
9764.0	5.9	48.9	54.8	74.0	19.2	Horizontal
12205.0	4.2	51.6	55.8	74.0	18.2	Vertical
12205.0	3.8	52.5	56.3	74.0	17.7	Horizontal

### STC (Dongguan) Company Limited

68 Fumin Nan Road, Dalang, Dongguan, Guangdong, China. Zip Code: 523770

Tel : (86 769) 81119888 Fax : (86 769) 81116222 Email : dgstc@dgstc.org Website : www.dgstc.org

This report shall not be reproduced unless with prior written approval from STC (Dongguan) Company Limited.

For Conditions of issuance of this test report, please refer to "Conditions of Issuance of Test Reports" section or Website.



## Test Report

Date : 2017-03-31  
 No. : DM17030075

Page 22 of 96

<b>Field Strength of Spurious Emissions</b>						
<b>Average Value</b>						
Frequency MHz	Measured Level @3m dBuV	Correction Factor dB/m	Field Strength dBuV/m	Limit @3m dBuV/m	Margin dBuV/m	E-Field Polarity
4882.0	0.9	41.6	42.5	54.0	11.5	Vertical
4882.0	-0.6	42.5	41.9	54.0	12.1	Horizontal
7323.0	1.3	45.2	46.5	54.0	7.5	Vertical
7323.0	-1.4	46.3	44.9	54.0	9.1	Horizontal
9764.0	-7.5	48.1	40.6	54.0	13.4	Vertical
9764.0	-8.1	48.9	40.8	54.0	13.2	Horizontal
12205.0	-11.1	51.6	40.5	54.0	13.5	Vertical
12205.0	-10.5	52.5	42.0	54.0	12.0	Horizontal

**Result of Tx mode (2480.0 MHz) (GFSK) (9kHz – 30MHz): Pass**

<b>Field Strength of Spurious Emissions</b>						
<b>Peak Value</b>						
Frequency MHz	Measured Level dBuV	Correction Factor dB/m	Field Strength dBuV/m	Field Strength uV/m	Limit uV/m	E-Field Polarity
<b>Emissions detected are more than 20 dB below the FCC Limits</b>						

**Result of Tx mode (2480.0 MHz) (GFSK) (Above 1GHz): Pass**

<b>Field Strength of Spurious Emissions</b>						
<b>Peak Value</b>						
Frequency MHz	Measured Level @3m dBuV	Correction Factor dB/m	Field Strength dBuV/m	Limit @3m dBuV/m	Margin dBuV/m	E-Field Polarity
4960.0	15.8	41.4	57.2	74.0	16.8	Vertical
4960.0	14.1	42.7	56.8	74.0	17.2	Horizontal
7440.0	15.3	45.6	60.9	74.0	13.1	Vertical
7440.0	13.6	46.5	60.1	74.0	13.9	Horizontal
9920.0	6.9	48.6	55.5	74.0	18.5	Vertical
9920.0	5.2	49.7	54.9	74.0	19.1	Horizontal
12400.0	4.4	51.7	56.1	74.0	17.9	Vertical
12400.0	3.2	52.7	55.9	74.0	18.1	Horizontal

**STC (Dongguan) Company Limited**

68 Fumin Nan Road, Dalang, Dongguan, Guangdong, China. Zip Code: 523770

Tel : (86 769) 81119888 Fax : (86 769) 81116222 Email : dgstc@dgstc.org Website : www.dgstc.org

This report shall not be reproduced unless with prior written approval from STC (Dongguan) Company Limited.

For Conditions of issuance of this test report, please refer to "Conditions of Issuance of Test Reports" section or Website.



## Test Report

Date : 2017-03-31  
 No. : DM17030075

Page 23 of 96

<b>Field Strength of Spurious Emissions</b>						
<b>Average Value</b>						
Frequency MHz	Measured Level @3m dBuV	Correction Factor dB/m	Field Strength dBuV/m	Limit @3m dBuV/m	Margin dBuV/m	E-Field Polarity
4960.0	1.5	41.4	42.9	54.0	11.1	Vertical
4960.0	-0.6	42.7	42.1	54.0	11.9	Horizontal
7440.0	-1.1	45.6	44.5	54.0	9.5	Vertical
7440.0	-1.2	46.5	45.3	54.0	8.7	Horizontal
9920.0	-8.0	48.6	40.6	54.0	13.4	Vertical
9920.0	-8.8	49.7	40.9	54.0	13.1	Horizontal
12400.0	-9.3	51.7	42.4	54.0	11.6	Vertical
12400.0	-11.7	52.7	41.0	54.0	13.0	Horizontal

**Result of Tx mode (2402.0 MHz) ( $\pi/4$ -DQPSK) (9kHz – 30MHz): Pass**

<b>Field Strength of Spurious Emissions</b>						
<b>Peak Value</b>						
Frequency MHz	Measured Level dBuV	Correction Factor dB/m	Field Strength dBuV/m	Field Strength uV/m	Limit uV/m	E-Field Polarity
<b>Emissions detected are more than 20 dB below the FCC Limits</b>						

**Result of Tx mode (2402.0 MHz) ( $\pi/4$ -DQPSK) (Above 1GHz): Pass**

<b>Field Strength of Spurious Emissions</b>						
<b>Peak Value</b>						
Frequency MHz	Measured Level @3m dB $\mu$ V	Correction Factor dB/m	Field Strength dB $\mu$ V/m	Limit @3m dB $\mu$ V/m	Margin dB $\mu$ V/m	E-Field Polarity
4804.0	15.7	41.5	57.2	74.0	16.8	Vertical
4804.0	14.5	42.4	56.9	74.0	17.1	Horizontal
7206.0	15.6	45.1	60.7	74.0	13.3	Vertical
7206.0	13.7	46.2	59.9	74.0	14.1	Horizontal
9608.0	8.7	48.0	56.7	74.0	17.3	Vertical
9608.0	6.7	48.8	55.5	74.0	18.5	Horizontal
12010.0	4.4	51.8	56.2	74.0	17.8	Vertical
12010.0	4.0	52.4	56.4	74.0	17.6	Horizontal

**STC (Dongguan) Company Limited**

68 Fumin Nan Road, Dalang, Dongguan, Guangdong, China. Zip Code: 523770

Tel : (86 769) 81119888 Fax : (86 769) 81116222 Email : dgstc@dgstc.org Website : www.dgstc.org

This report shall not be reproduced unless with prior written approval from STC (Dongguan) Company Limited.

For Conditions of issuance of this test report, please refer to "Conditions of Issuance of Test Reports" section or Website.



## Test Report

Date : 2017-03-31  
 No. : DM17030075

Page 24 of 96

<b>Field Strength of Spurious Emissions</b>						
<b>Average Value</b>						
Frequency MHz	Measured Level @3m dBuV	Correction Factor dB/m	Field Strength dBuV/m	Limit @3m dBuV/m	Margin dBuV/m	E-Field Polarity
4804.0	0.9	41.5	42.4	54.0	11.6	Vertical
4804.0	-0.2	42.4	42.2	54.0	11.8	Horizontal
7206.0	0.2	45.1	45.3	54.0	8.7	Vertical
7206.0	-1.4	46.2	44.8	54.0	9.2	Horizontal
9608.0	-7.4	48.0	40.6	54.0	13.4	Vertical
9608.0	-7.6	48.8	41.2	54.0	12.8	Horizontal
12010.0	-9.9	51.8	41.9	54.0	12.1	Vertical
12010.0	-10.4	52.4	42.0	54.0	12.0	Horizontal

**Result of Tx mode (2441.0 MHz) ( $\pi/4$ -DQPSK) (9kHz – 30MHz): Pass**

<b>Field Strength of Spurious Emissions</b>						
<b>Peak Value</b>						
Frequency MHz	Measured Level dBuV	Correction Factor dB/m	Field Strength dBuV/m	Field Strength uV/m	Limit uV/m	E-Field Polarity
<b>Emissions detected are more than 20 dB below the FCC Limits</b>						

**Result of Tx mode (2441.0 MHz) ( $\pi/4$ -DQPSK) (Above 1GHz): Pass**

<b>Field Strength of Spurious Emissions</b>						
<b>Peak Value</b>						
Frequency MHz	Measured Level @3m dBuV	Correction Factor dB/m	Field Strength dBuV/m	Limit @3m dBuV/m	Margin dBuV/m	E-Field Polarity
4882.0	15.3	41.6	56.9	74.0	17.1	Vertical
4882.0	13.4	42.5	55.9	74.0	18.1	Horizontal
7323.0	6.2	53.2	59.4	74.0	14.6	Vertical
7323.0	13.4	46.3	59.7	74.0	14.3	Horizontal
9764.0	7.6	48.1	55.7	74.0	18.3	Vertical
9764.0	6.6	48.9	55.5	74.0	18.5	Horizontal
12205.0	5.9	51.6	57.5	74.0	16.5	Vertical
12205.0	3.8	52.5	56.3	74.0	17.7	Horizontal

**STC (Dongguan) Company Limited**

68 Fumin Nan Road, Dalang, Dongguan, Guangdong, China. Zip Code: 523770

Tel : (86 769) 81119888 Fax : (86 769) 81116222 Email : dgstc@dgstc.org Website : www.dgstc.org

This report shall not be reproduced unless with prior written approval from STC (Dongguan) Company Limited.

For Conditions of issuance of this test report, please refer to "Conditions of Issuance of Test Reports" section or Website.





## Test Report

Date : 2017-03-31  
 No. : DM17030075

Page 25 of 96

<b>Field Strength of Spurious Emissions</b>						
<b>Average Value</b>						
Frequency MHz	Measured Level @3m dBuV	Correction Factor dB/m	Field Strength dBuV/m	Limit @3m dBuV/m	Margin dBuV/m	E-Field Polarity
4882.0	0.9	41.6	42.5	54.0	11.5	Vertical
4882.0	-1.2	42.5	41.3	54.0	12.7	Horizontal
7323.0	-0.7	45.2	44.5	54.0	9.5	Vertical
7323.0	-2.1	46.3	44.2	54.0	9.8	Horizontal
9764.0	-7.6	48.1	40.5	54.0	13.5	Vertical
9764.0	-7.3	48.9	41.6	54.0	12.4	Horizontal
12205.0	-9.6	51.6	42.0	54.0	12.0	Vertical
12205.0	-10.4	52.5	42.1	54.0	11.9	Horizontal

**Result of Tx mode (2480.0 MHz) ( $\pi/4$ -DQPSK) (9kHz – 30MHz): Pass**

<b>Field Strength of Spurious Emissions</b>						
<b>Peak Value</b>						
Frequency MHz	Measured Level dBuV	Correction Factor dB/m	Field Strength dBuV/m	Field Strength uV/m	Limit uV/m	E-Field Polarity
<b>Emissions detected are more than 20 dB below the FCC Limits</b>						

**Result of Tx mode (2480.0 MHz) ( $\pi/4$ -DQPSK) (Above 1GHz): Pass**

<b>Field Strength of Spurious Emissions</b>						
<b>Peak Value</b>						
Frequency MHz	Measured Level @3m dBuV	Correction Factor dB/m	Field Strength dBuV/m	Limit @3m dBuV/m	Margin dBuV/m	E-Field Polarity
4960.0	15.4	41.4	56.8	74.0	17.2	Vertical
4960.0	13.6	42.7	56.3	74.0	17.7	Horizontal
7440.0	13.5	45.6	59.1	74.0	14.9	Vertical
7440.0	12.0	46.5	58.5	74.0	15.5	Horizontal
9920.0	7.1	48.6	55.7	74.0	18.3	Vertical
9920.0	6.3	49.7	56.0	74.0	18.0	Horizontal
12400.0	4.6	51.7	56.3	74.0	17.7	Vertical
12400.0	2	52.7	54.7	74.0	19.3	Horizontal

**STC (Dongguan) Company Limited**

68 Fumin Nan Road, Dalang, Dongguan, Guangdong, China. Zip Code: 523770

Tel : (86 769) 81119888 Fax : (86 769) 81116222 Email : dgstc@dgstc.org Website : www.dgstc.org

This report shall not be reproduced unless with prior written approval from STC (Dongguan) Company Limited.

For Conditions of issuance of this test report, please refer to "Conditions of Issuance of Test Reports" section or Website.



## Test Report

Date : 2017-03-31  
 No. : DM17030075

Page 26 of 96

<b>Field Strength of Spurious Emissions</b>						
<b>Average Value</b>						
Frequency MHz	Measured Level @3m dBuV	Correction Factor dB/m	Field Strength dBuV/m	Limit @3m dBuV/m	Margin dBuV/m	E-Field Polarity
4960.0	1.0	41.4	42.4	54.0	11.6	Vertical
4960.0	-0.6	42.7	42.1	54.0	11.9	Horizontal
7440.0	-1.4	45.6	44.2	54.0	9.8	Vertical
7440.0	-2.8	46.5	43.7	54.0	10.3	Horizontal
9920.0	-6.9	48.6	41.7	54.0	12.3	Vertical
9920.0	-7.5	49.7	42.2	54.0	11.8	Horizontal
12400.0	-9.2	51.7	42.5	54.0	11.5	Vertical
12400.0	-10.8	52.7	41.9	54.0	12.1	Horizontal

**Result of Tx mode (2402.0 MHz) (8DPSK) (9kHz – 30MHz): Pass**

<b>Field Strength of Spurious Emissions</b>						
<b>Peak Value</b>						
Frequency MHz	Measured Level dBuV	Correction Factor dB/m	Field Strength dBuV/m	Field Strength uV/m	Limit uV/m	E-Field Polarity
<b>Emissions detected are more than 20 dB below the FCC Limits</b>						

**Result of Tx mode (2402.0 MHz) (8DPSK) (Above 1GHz): Pass**

<b>Field Strength of Spurious Emissions</b>						
<b>Peak Value</b>						
Frequency MHz	Measured Level @3m dBμV	Correction Factor dB/m	Field Strength dBμV/m	Limit @3m dBμV/m	Margin dBμV/m	E-Field Polarity
4804.0	15.3	41.5	56.8	74.0	17.2	Vertical
4804.0	14.0	42.4	56.4	74.0	17.6	Horizontal
7206.0	13.4	45.1	58.5	74.0	15.5	Vertical
7206.0	12.0	46.2	58.2	74.0	15.8	Horizontal
9608.0	7.9	48.0	55.9	74.0	18.1	Vertical
9608.0	6.9	48.8	55.7	74.0	18.3	Horizontal
12010.0	4.7	51.8	56.5	74.0	17.5	Vertical
12010.0	3.7	52.4	56.1	74.0	17.9	Horizontal

**STC (Dongguan) Company Limited**

68 Fumin Nan Road, Dalang, Dongguan, Guangdong, China. Zip Code: 523770

Tel : (86 769) 81119888 Fax : (86 769) 81116222 Email : dgstc@dgstc.org Website : www.dgstc.org

This report shall not be reproduced unless with prior written approval from STC (Dongguan) Company Limited.

For Conditions of issuance of this test report, please refer to "Conditions of Issuance of Test Reports" section or Website.



## Test Report

Date : 2017-03-31  
 No. : DM17030075

Page 27 of 96

<b>Field Strength of Spurious Emissions</b>						
<b>Average Value</b>						
Frequency MHz	Measured Level @3m dBuV	Correction Factor dB/m	Field Strength dBuV/m	Limit @3m dBuV/m	Margin dBuV/m	E-Field Polarity
4804.0	1.0	41.5	42.5	54.0	11.5	Vertical
4804.0	0.0	42.4	42.4	54.0	11.6	Horizontal
7206.0	-0.8	45.1	44.3	54.0	9.7	Vertical
7206.0	-3.2	46.2	43.0	54.0	11.0	Horizontal
9608.0	-7.6	48.0	40.4	54.0	13.6	Vertical
9608.0	-7.5	48.8	41.3	54.0	12.7	Horizontal
12010.0	-10.0	51.8	41.8	54.0	12.2	Vertical
12010.0	-11.0	52.4	41.4	54.0	12.6	Horizontal

**Result of Tx mode (2441.0 MHz) (8DPSK) (9kHz – 30MHz): Pass**

<b>Field Strength of Spurious Emissions</b>						
<b>Peak Value</b>						
Frequency MHz	Measured Level dBuV	Correction Factor dB/m	Field Strength dBuV/m	Field Strength uV/m	Limit uV/m	E-Field Polarity
<b>Emissions detected are more than 20 dB below the FCC Limits</b>						

**Result of Tx mode (2441.0 MHz) (8DPSK) (Above 1GHz): Pass**

<b>Field Strength of Spurious Emissions</b>						
<b>Peak Value</b>						
Frequency MHz	Measured Level @3m dBuV	Correction Factor dB/m	Field Strength dBuV/m	Limit @3m dBuV/m	Margin dBuV/m	E-Field Polarity
4882.0	15.1	41.6	56.7	74.0	17.3	Vertical
4882.0	14.0	42.5	56.5	74.0	17.5	Horizontal
7323.0	5.5	53.2	58.7	74.0	15.3	Vertical
7323.0	11.6	46.3	57.9	74.0	16.1	Horizontal
9764.0	7.4	48.1	55.5	74.0	18.5	Vertical
9764.0	7.0	48.9	55.9	74.0	18.1	Horizontal
12205.0	4.7	51.6	56.3	74.0	17.7	Vertical
12205.0	3.8	52.5	56.3	74.0	17.7	Horizontal

### STC (Dongguan) Company Limited

68 Fumin Nan Road, Dalang, Dongguan, Guangdong, China. Zip Code: 523770

Tel : (86 769) 81119888 Fax : (86 769) 81116222 Email : dgstc@dgstc.org Website : www.dgstc.org

This report shall not be reproduced unless with prior written approval from STC (Dongguan) Company Limited.

For Conditions of issuance of this test report, please refer to "Conditions of Issuance of Test Reports" section or Website.



## Test Report

Date : 2017-03-31  
No. : DM17030075

Page 28 of 96

<b>Field Strength of Spurious Emissions</b>						
<b>Average Value</b>						
Frequency MHz	Measured Level @3m dBuV	Correction Factor dB/m	Field Strength dBuV/m	Limit @3m dBuV/m	Margin dBuV/m	E-Field Polarity
4882.0	0.6	41.6	42.2	54.0	11.8	Vertical
4882.0	-0.4	42.5	42.1	54.0	11.9	Horizontal
7323.0	-1.7	45.2	43.5	54.0	10.5	Vertical
7323.0	-3.5	46.3	42.8	54.0	11.2	Horizontal
9764.0	-7.1	48.1	41.0	54.0	13.0	Vertical
9764.0	-7.2	48.9	41.7	54.0	12.3	Horizontal
12205.0	-9.7	51.6	41.9	54.0	12.1	Vertical
12205.0	-10.4	52.5	42.1	54.0	11.9	Horizontal

**Result of Tx mode (2480.0 MHz) (8DPSK) (9kHz – 30MHz): Pass**

<b>Field Strength of Spurious Emissions</b>						
<b>Peak Value</b>						
Frequency MHz	Measured Level dBuV	Correction Factor dB/m	Field Strength dBuV/m	Field Strength uV/m	Limit uV/m	E-Field Polarity
<b>Emissions detected are more than 20 dB below the FCC Limits</b>						

**Result of Tx mode (2480.0 MHz) (8DPSK) (Above 1GHz): Pass**

<b>Field Strength of Spurious Emissions</b>						
<b>Peak Value</b>						
Frequency MHz	Measured Level @3m dBuV	Correction Factor dB/m	Field Strength dBuV/m	Limit @3m dBuV/m	Margin dBuV/m	E-Field Polarity
4960.0	15.5	41.4	56.9	74.0	17.1	Vertical
4960.0	13.6	42.7	56.3	74.0	17.7	Horizontal
7440.0	12.0	45.6	57.6	74.0	16.4	Vertical
7440.0	10.9	46.5	57.4	74.0	16.6	Horizontal
9920.0	7.1	48.6	55.7	74.0	18.3	Vertical
9920.0	4.8	49.7	54.5	74.0	19.5	Horizontal
12400.0	4.8	51.7	56.5	74.0	17.5	Vertical
12400.0	3.6	52.7	56.3	74.0	17.7	Horizontal

### STC (Dongguan) Company Limited

68 Fumin Nan Road, Dalang, Dongguan, Guangdong, China. Zip Code: 523770

Tel : (86 769) 81119888 Fax : (86 769) 81116222 Email : dgstc@dgstc.org Website : www.dgstc.org

This report shall not be reproduced unless with prior written approval from STC (Dongguan) Company Limited.

For Conditions of issuance of this test report, please refer to "Conditions of Issuance of Test Reports" section or Website.



## Test Report

Date : 2017-03-31  
No. : DM17030075

Page 29 of 96

Field Strength of Spurious Emissions Average Value						
Frequency MHz	Measured Level @3m dBuV	Correction Factor dB/m	Field Strength dBuV/m	Limit @3m dBuV/m	Margin dBuV/m	E-Field Polarity
4960.0	0.8	41.4	42.2	54.0	11.8	Vertical
4960.0	0.1	42.7	42.8	54.0	11.2	Horizontal
7440.0	-2.8	45.6	42.8	54.0	11.2	Vertical
7440.0	-3.7	46.5	42.8	54.0	11.2	Horizontal
9920.0	-6.8	48.6	41.8	54.0	12.2	Vertical
9920.0	-7.9	49.7	41.8	54.0	12.2	Horizontal
12400.0	-9.5	51.7	42.2	54.0	11.8	Vertical
12400.0	-10.5	52.7	42.2	54.0	11.8	Horizontal

Note: Above 13GHz Emissions detected are more than 20 dB below the FCC Limits .

**Remarks:**

No additional spurious emissions found between lowest internal used/generated frequency and 30 MHz

\* Denotes restricted band of operation.

Measurements were made using a peak detector. Any emission less than 1000MHz and falling within the restricted bands of FCC Rules Part 15 Section 15.205 and the limits of FCC Rules Part 15 Section 15.209 were applied.

Correction Factor included Antenna Factor and Cable Attenuation.

Calculated measurement uncertainty : 9kHz-30MHz 3.3dB  
30MHz -1GHz 4.6dB  
1GHz -26GHz 4.4dB

Emissions in the vertical and horizontal polarizations have been investigated and the worst-case test results are recorded in this report.

**STC (Dongguan) Company Limited**

68 Fumin Nan Road, Dalang, Dongguan, Guangdong, China. Zip Code: 523770

Tel : (86 769) 81119888 Fax : (86 769) 81116222 Email : dgstc@dgstc.org Website : www.dgstc.org

This report shall not be reproduced unless with prior written approval from STC (Dongguan) Company Limited.

For Conditions of issuance of this test report, please refer to "Conditions of Issuance of Test Reports" section or Website.



## Test Report

Date : 2017-03-31  
 No. : DM17030075

Page 30 of 96

**Radiated Emissions Measurement:**

**Limit :**

In any 100 kHz bandwidth outside the frequency band in which the spread spectrum or digitally modulated intentional radiator is operating, the radio frequency power that is produced by the intentional radiator shall be at least 20 dB below that in the 100 kHz bandwidth within the band that contains the highest level of the desired power, based on either an RF conducted or a radiated measurement. Attenuation below the general limits specified in Section 15.209(a) is not required. In addition, radiated emissions which fall in the restricted bands, as defined in Section 15.205(a), must also comply with the radiated emission limits specified in Section 15.209(a) (see Section 5.205(c)).

**Result: RF Radiated Emissions (Lowest)-GFSK**

Field Strength of Band-edge Compliance Peak Value						
Frequency MHz	Measured Level @3m dB $\mu$ V	Correction Factor dB/m	Field Strength dB $\mu$ V/m	Limit @3m dB $\mu$ V/m	Margin dB $\mu$ V/m	E-Field Polarity
2400.0	24.8	36.8	61.6	74.0	12.4	Vertical

Field Strength of Band-edge Compliance Average Value						
Frequency MHz	Measured Level @3m dB $\mu$ V	Correction Factor dB/m	Field Strength dB $\mu$ V/m	Limit @3m dB $\mu$ V/m	Margin dB $\mu$ V/m	E-Field Polarity
2400.0	7.2	36.8	44.0	54.0	10.0	Vertical

**Result: RF Radiated Emissions (Highest) -GFSK**

Field Strength of Band-edge Compliance Peak Value						
Frequency MHz	Measured Level @3m dB $\mu$ V	Correction Factor dB/m	Field Strength dB $\mu$ V/m	Limit @3m dB $\mu$ V/m	Margin dB $\mu$ V/m	E-Field Polarity
2483.5	30.3	36.8	67.1	74.0	6.9	Vertical

Field Strength of Band-edge Compliance Average Value						
Frequency MHz	Measured Level @3m dB $\mu$ V	Correction Factor dB/m	Field Strength dB $\mu$ V/m	Limit @3m dB $\mu$ V/m	Margin dB $\mu$ V/m	E-Field Polarity
2483.5	12.5	36.8	49.3	54.0	4.7	Vertical

**STC (Dongguan) Company Limited**

68 Fumin Nan Road, Dalang, Dongguan, Guangdong, China. Zip Code: 523770

Tel : (86 769) 81119888 Fax : (86 769) 81116222 Email : dgstc@dgstc.org Website : www.dgstc.org

This report shall not be reproduced unless with prior written approval from STC (Dongguan) Company Limited.

For Conditions of issuance of this test report, please refer to "Conditions of Issuance of Test Reports" section or Website.



## Test Report

Date : 2017-03-31  
 No. : DM17030075

Page 31 of 96

**Radiated Emissions Measurement:**

**Limit :**

In any 100 kHz bandwidth outside the frequency band in which the spread spectrum or digitally modulated intentional radiator is operating, the radio frequency power that is produced by the intentional radiator shall be at least 20 dB below that in the 100 kHz bandwidth within the band that contains the highest level of the desired power, based on either an RF conducted or a radiated measurement. Attenuation below the general limits specified in Section 15.209(a) is not required. In addition, radiated emissions which fall in the restricted bands, as defined in Section 15.205(a), must also comply with the radiated emission limits specified in Section 15.209(a) (see Section 5.205(c)).

**Result: RF Radiated Emissions (Lowest)-  $\pi/4$ -DQPSK**

Field Strength of Band-edge Compliance Peak Value						
Frequency MHz	Measured Level @3m dB $\mu$ V	Correction Factor dB/m	Field Strength dB $\mu$ V/m	Limit @3m dB $\mu$ V/m	Margin dB $\mu$ V/m	E-Field Polarity
2390.0	24.1	36.8	60.9	74.0	13.1	Vertical

Field Strength of Band-edge Compliance Average Value						
Frequency MHz	Measured Level @3m dB $\mu$ V	Correction Factor dB/m	Field Strength dB $\mu$ V/m	Limit @3m dB $\mu$ V/m	Margin dB $\mu$ V/m	E-Field Polarity
2390.0	6.5	36.8	43.3	54.0	10.7	Vertical

**Result: RF Radiated Emissions (Highest) - $\pi/4$ -DQPSK**

Field Strength of Band-edge Compliance Peak Value						
Frequency MHz	Measured Level @3m dB $\mu$ V	Correction Factor dB/m	Field Strength dB $\mu$ V/m	Limit @3m dB $\mu$ V/m	Margin dB $\mu$ V/m	E-Field Polarity
2483.5	31.3	36.8	68.1	74.0	5.9	Vertical

Field Strength of Band-edge Compliance Average Value						
Frequency MHz	Measured Level @3m dB $\mu$ V	Correction Factor dB/m	Field Strength dB $\mu$ V/m	Limit @3m dB $\mu$ V/m	Margin dB $\mu$ V/m	E-Field Polarity
2483.5	13.8	36.8	50.6	54.0	3.4	Vertical

**STC (Dongguan) Company Limited**

68 Fumin Nan Road, Dalang, Dongguan, Guangdong, China. Zip Code: 523770

Tel : (86 769) 81119888 Fax : (86 769) 81116222 Email : dgstc@dgstc.org Website : www.dgstc.org

This report shall not be reproduced unless with prior written approval from STC (Dongguan) Company Limited.

For Conditions of issuance of this test report, please refer to "Conditions of Issuance of Test Reports" section or Website.



## Test Report

Date : 2017-03-31  
 No. : DM17030075

Page 32 of 96

**Radiated Emissions Measurement:**

**Limit :**

In any 100 kHz bandwidth outside the frequency band in which the spread spectrum or digitally modulated intentional radiator is operating, the radio frequency power that is produced by the intentional radiator shall be at least 20 dB below that in the 100 kHz bandwidth within the band that contains the highest level of the desired power, based on either an RF conducted or a radiated measurement. Attenuation below the general limits specified in Section 15.209(a) is not required. In addition, radiated emissions which fall in the restricted bands, as defined in Section 15.205(a), must also comply with the radiated emission limits specified in Section 15.209(a) (see Section 5.205(c)).

**Result: RF Radiated Emissions (Lowest)- 8DPSK**

Field Strength of Band-edge Compliance Peak Value						
Frequency MHz	Measured Level @3m dB $\mu$ V	Correction Factor dB/m	Field Strength dB $\mu$ V/m	Limit @3m dB $\mu$ V/m	Margin dB $\mu$ V/m	E-Field Polarity
2390.0	24.2	36.8	61.0	74.0	13.0	Vertical

Field Strength of Band-edge Compliance Average Value						
Frequency MHz	Measured Level @3m dB $\mu$ V	Correction Factor dB/m	Field Strength dB $\mu$ V/m	Limit @3m dB $\mu$ V/m	Margin dB $\mu$ V/m	E-Field Polarity
2390.0	16.4	36.8	53.2	54.0	0.8	Vertical

**Result: RF Radiated Emissions (Highest) -8DPSK**

Field Strength of Band-edge Compliance Peak Value						
Frequency MHz	Measured Level @3m dB $\mu$ V	Correction Factor dB/m	Field Strength dB $\mu$ V/m	Limit @3m dB $\mu$ V/m	Margin dB $\mu$ V/m	E-Field Polarity
2483.5	30.5	36.8	67.3	74.0	6.7	Vertical

Field Strength of Band-edge Compliance Average Value						
Frequency MHz	Measured Level @3m dB $\mu$ V	Correction Factor dB/m	Field Strength dB $\mu$ V/m	Limit @3m dB $\mu$ V/m	Margin dB $\mu$ V/m	E-Field Polarity
2483.5	12.7	36.8	49.5	54.0	4.5	Vertical

**STC (Dongguan) Company Limited**

68 Fumin Nan Road, Dalang, Dongguan, Guangdong, China. Zip Code: 523770

Tel : (86 769) 81119888 Fax : (86 769) 81116222 Email : dgstc@dgstc.org Website : www.dgstc.org

This report shall not be reproduced unless with prior written approval from STC (Dongguan) Company Limited.

For Conditions of issuance of this test report, please refer to "Conditions of Issuance of Test Reports" section or Website.





## Test Report

Date : 2017-03-31  
 No. : DM17030075

Page 33 of 96

**Limits for Radiated Emissions FCC 47 CFR 15.247 Class B]:**

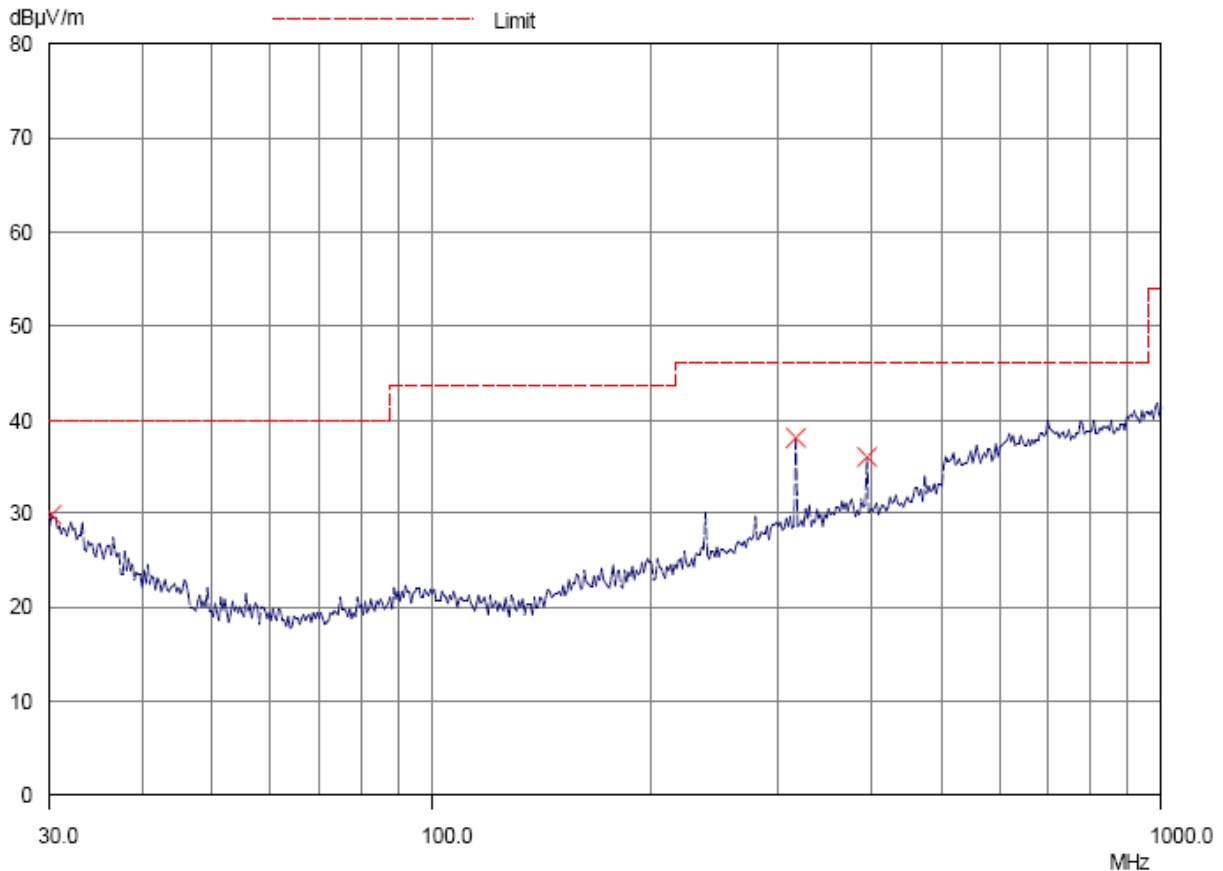
Frequency Range [MHz]	Quasi-Peak Limits [ $\mu\text{V/m}$ ]
0.009-0.490	2400/F (kHz)
0.490-1.705	24000/F (kHz)
1.705-30	30
30-88	100
88-216	150
216-960	200
Above960	500

The emission limits shown in the above table are based on measurement employing a CISPR quasi-peak detector and above 1000MHz are based on measurements employing an average detector.

**Results of Bluetooth Communication mode (GFSK 2402.0 MHz) (30MHz – 1GHz): Pass**

Please refer to the following table for result details(The data is the worst cases)

Horizontal



**STC (Dongguan) Company Limited**

68 Fumin Nan Road, Dalang, Dongguan, Guangdong, China. Zip Code: 523770

Tel : (86 769) 81119888 Fax : (86 769) 81116222 Email : dgstc@dgstc.org Website : www.dgstc.org

This report shall not be reproduced unless with prior written approval from STC (Dongguan) Company Limited.

For Conditions of issuance of this test report, please refer to "Conditions of Issuance of Test Reports" section or Website.



## Test Report

Date : 2017-03-31  
No. : DM17030075

Page 34 of 96

### Result of Bluetooth Communication mode (GFSK 2402.0 MHz) (30MHz – 1GHz): Pass

Radiated Emissions Quasi-Peak					
Emission Frequency MHz	E-Field Polarity	Level @3m dB $\mu$ V/m	Limit @3m dB $\mu$ V/m	Level @3m $\mu$ V/m	Limit @3m $\mu$ V/m
30.1	Horizontal	29.7	40.0	30.5	100
314.8	Horizontal	38.1	46.0	80.4	200
393.7	Horizontal	35.9	46.0	62.4	200

### STC (Dongguan) Company Limited

68 Fumin Nan Road, Dalang, Dongguan, Guangdong, China. Zip Code: 523770

Tel : (86 769) 81119888 Fax : (86 769) 81116222 Email : dgstc@dgstc.org Website : www.dgstc.org

This report shall not be reproduced unless with prior written approval from STC (Dongguan) Company Limited.

For Conditions of issuance of this test report, please refer to "Conditions of Issuance of Test Reports" section or Website.



## Test Report

Date : 2017-03-31  
 No. : DM17030075

Page 35 of 96

**Limits for Radiated Emissions FCC 47 CFR 15.247 Class B]:**

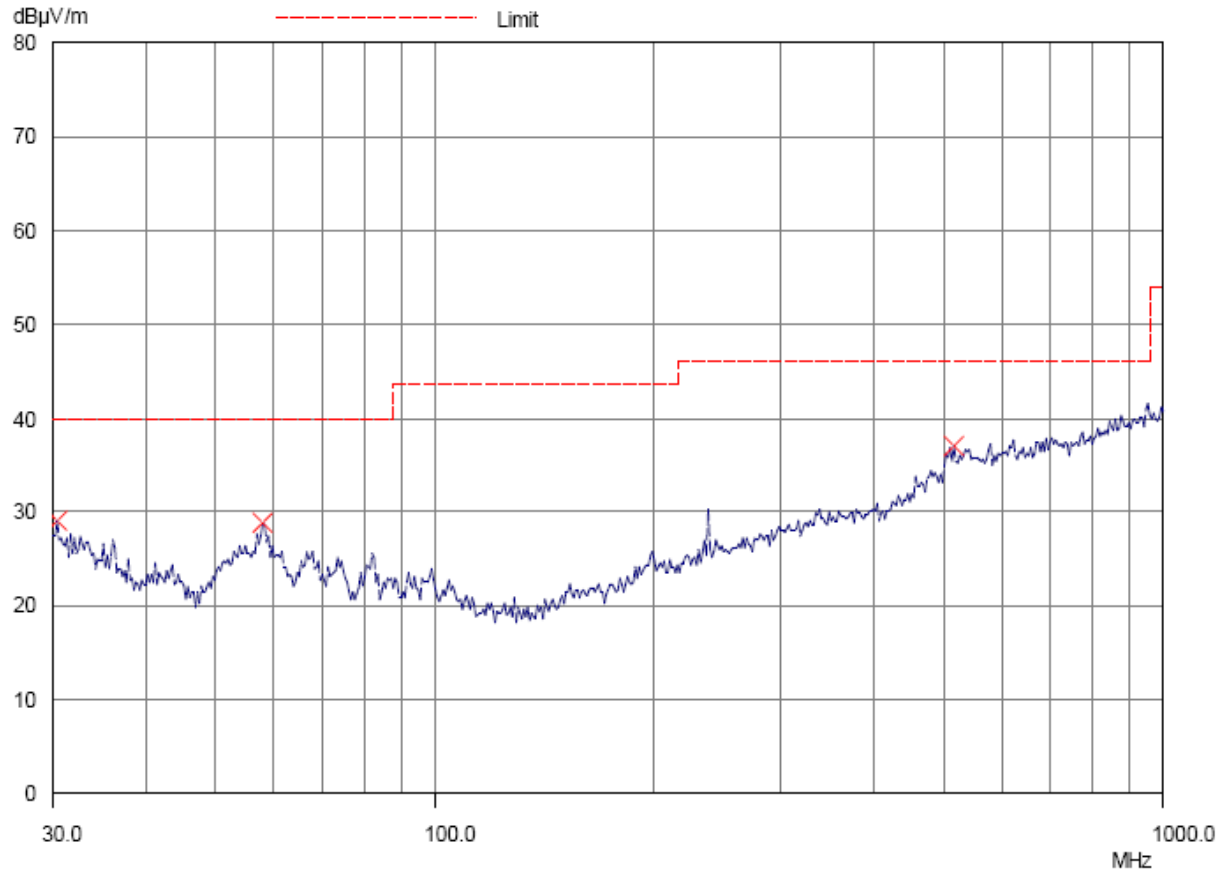
Frequency Range [MHz]	Quasi-Peak Limits [ $\mu$ V/m]
0.009-0.490	2400/F (kHz)
0.490-1.705	24000/F (kHz)
1.705-30	30
30-88	100
88-216	150
216-960	200
Above960	500

The emission limits shown in the above table are based on measurement employing a CISPR quasi-peak detector and above 1000MHz are based on measurements employing an average detector.

**Results of Bluetooth Communication mode (GFSK 2402.0 MHz) (30MHz – 1GHz): Pass**

Please refer to the following table for result details(The data is the worst cases)

Vertical



**STC (Dongguan) Company Limited**

68 Fumin Nan Road, Dalang, Dongguan, Guangdong, China. Zip Code: 523770

Tel : (86 769) 81119888 Fax : (86 769) 81116222 Email : dgstc@dgstc.org Website : www.dgstc.org

This report shall not be reproduced unless with prior written approval from STC (Dongguan) Company Limited.

For Conditions of issuance of this test report, please refer to "Conditions of Issuance of Test Reports" section or Website.



## Test Report

Date : 2017-03-31  
No. : DM17030075

Page 36 of 96

### Result of Bluetooth Communication mode (GFSK 2402.0 MHz) (30MHz – 1GHz): Pass

Radiated Emissions Quasi-Peak					
Emission Frequency MHz	E-Field Polarity	Level @3m dB $\mu$ V/m	Limit @3m dB $\mu$ V/m	Level @3m $\mu$ V/m	Limit @3m $\mu$ V/m
30.3	Vertical	29.1	40.0	28.5	100
58.1	Vertical	28.7	40.0	27.2	100
513.0	Vertical	37.1	46.0	71.6	200

Remarks:

Calculated measurement uncertainty (30MHz – 1GHz): 4.6dB

Emissions in the vertical and horizontal polarizations have been investigated and the worst-case test results are recorded in this report.

### STC (Dongguan) Company Limited

68 Fumin Nan Road, Dalang, Dongguan, Guangdong, China. Zip Code: 523770

Tel : (86 769) 81119888 Fax : (86 769) 81116222 Email : dgstc@dgstc.org Website : www.dgstc.org

This report shall not be reproduced unless with prior written approval from STC (Dongguan) Company Limited.

For Conditions of issuance of this test report, please refer to "Conditions of Issuance of Test Reports" section or Website.

## Test Report

Date : 2017-03-31  
No. : DM17030075

Page 37 of 96

### 3.1.3 AC Mains Conducted Emissions (0.15MHz to 30MHz)

Test Requirement:	FCC 47CFR 15.207
Test Method:	ANSI C63.10:2013
Test Date:	2017-03-23
Mode of Operation:	Bluetooth Communication mode
Test Voltage:	120Va.c. 60Hz

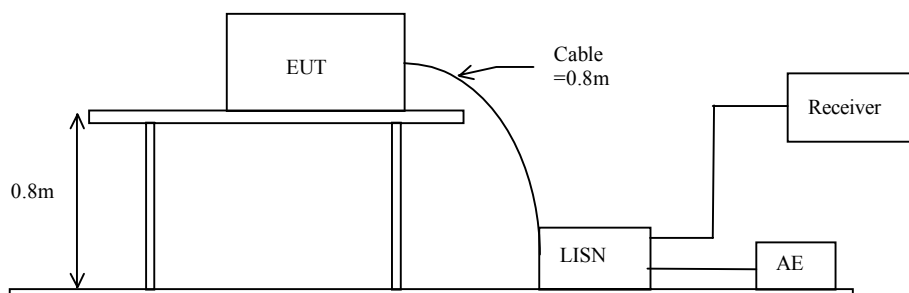
#### Test Method:

The test was performed in accordance with ANSI C63.10:2013, with the following: an initial measurement was performed in peak and average detection mode on the live line, any emissions recorded within 30dB of the relevant limit line were re-measured using quasi-peak and average detection on the live and neutral lines with the worst case recorded in the table of results.

#### Receiver Setting:

Bandw. = 9 kHz, Meas. Time= 10.0 ms, Step Width = 5.0kHz  
Detector = MaxPeak and CISPR AV

#### Test Setup:



#### STC (Dongguan) Company Limited

68 Fumin Nan Road, Dalang, Dongguan, Guangdong, China. Zip Code: 523770

Tel : (86 769) 81119888 Fax : (86 769) 81116222 Email : dgstc@dgstc.org Website : www.dgstc.org

This report shall not be reproduced unless with prior written approval from STC (Dongguan) Company Limited.

For Conditions of issuance of this test report, please refer to "Conditions of Issuance of Test Reports" section or Website.



## Test Report

Date : 2017-03-31  
No. : DM17030075

Page 38 of 96

**Limits for Conducted Emissions (FCC 47 CFR 15.207):**

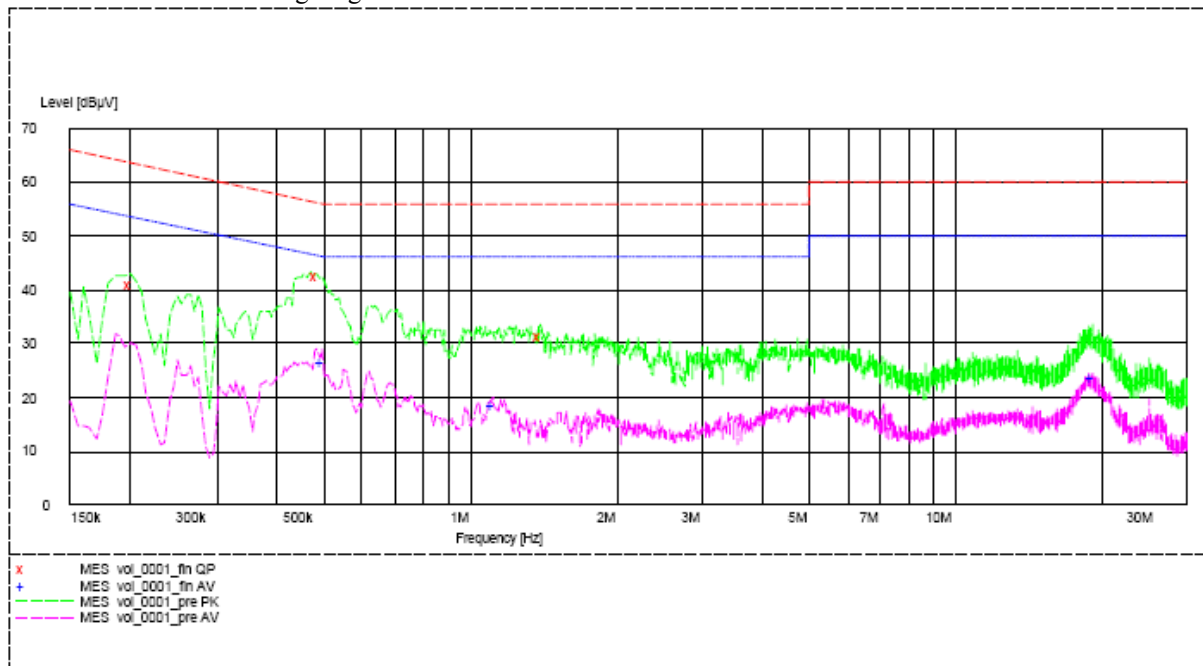
Frequency Range [MHz]	Quasi-Peak Limits [dB $\mu$ V]	Average [dB $\mu$ V]
0.15-0.5	66 to 56*	56 to 46*
0.5-5.0	56	46
5.0-30.0	60	50

\* Decreases with the logarithm of the frequency.

Limits for Conducted Emissions Test, please refer to limit lines (Quasi-Peak and Average) in the following diagram.

**Results of Bluetooth Communication mode (L): PASS**

Please refer to the following diagram for individual results.



Conductor Live or Neutral	Frequency MHz	Quasi-peak		Average	
		Level dB $\mu$ V	Limit dB $\mu$ V	Level dB $\mu$ V	Limit dB $\mu$ V
Live	0.200	40.9	64.0	-*-	-*-
Live	0.485	42.4	56.0	-*-	-*-
Live	1.395	31.3	56.0	-*-	-*-
Live	0.495	-*-	-*-	0.5	46.0
Live	1.115	-*-	-*-	1.1	46.0
Live	19.105	-*-	-*-	19.1	50.0

**STC (Dongguan) Company Limited**

68 Fumin Nan Road, Dalang, Dongguan, Guangdong, China. Zip Code: 523770

Tel : (86 769) 81119888 Fax : (86 769) 81116222 Email : dgstc@dgstc.org Website : www.dgstc.org

This report shall not be reproduced unless with prior written approval from STC (Dongguan) Company Limited.

For Conditions of issuance of this test report, please refer to "Conditions of Issuance of Test Reports" section or Website.



## Test Report

Date : 2017-03-31  
 No. : DM17030075

Page 39 of 96

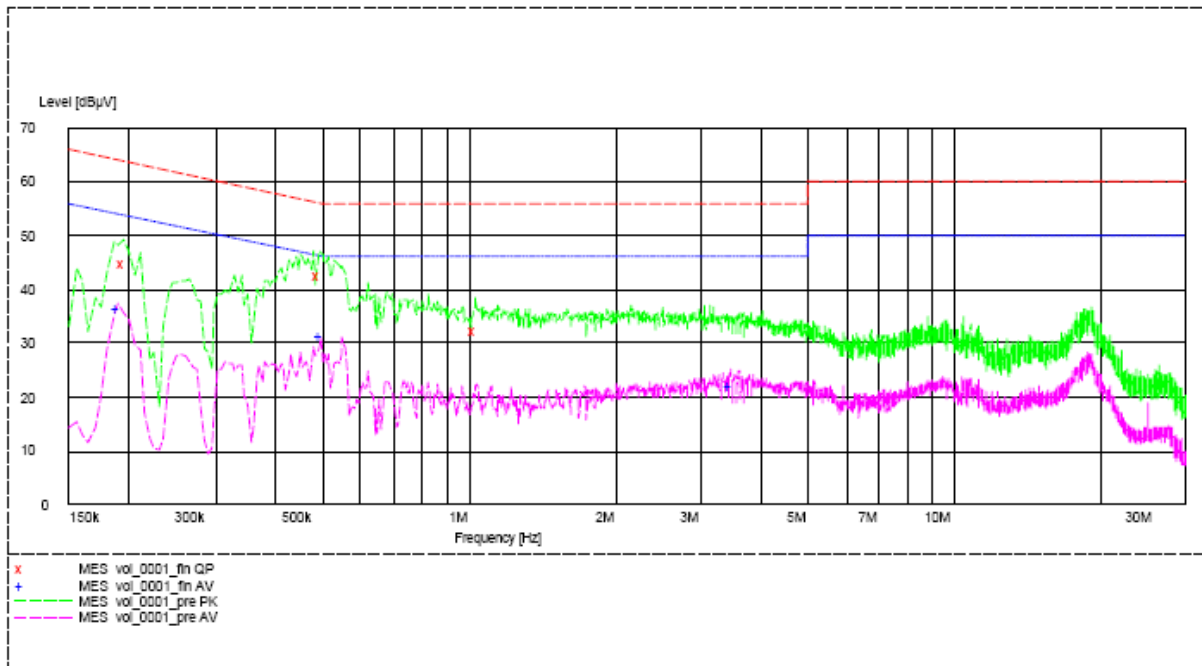
Frequency Range [MHz]	Quasi-Peak Limits [dB $\mu$ V]	Average [dB $\mu$ V]
0.15-0.5	66 to 56*	56 to 46*
0.5-5.0	56	46
5.0-30.0	60	50

\* Decreases with the logarithm of the frequency.

Limits for Conducted Emissions Test, please refer to limit lines (Quasi-Peak and Average) in the following diagram.

### Results of Bluetooth Communication mode (N): PASS

Please refer to the following diagram for individual results.



Conductor Live or Neutral	Frequency MHz	Quasi-peak		Average	
		Level dB $\mu$ V	Limit dB $\mu$ V	Level dB $\mu$ V	Limit dB $\mu$ V
Neutral	0.195	36.7	64.0	-*-	-*-
Neutral	0.490	31.3	56.0	-*-	-*-
Neutral	1.035	32.6	56.0	-*-	-*-
Neutral	0.190	-*-	-*-	36.7	54.0
Neutral	0.495	-*-	-*-	31.3	46.0
Neutral	3.455	-*-	-*-	22.1	46.0

Remarks:

Calculated measurement uncertainty (0.15MHz – 30MHz): 3.2dB

-\*- Emission(s) that is far below the corresponding limit line.

### STC (Dongguan) Company Limited

68 Fumin Nan Road, Dalang, Dongguan, Guangdong, China. Zip Code: 523770

Tel : (86 769) 81119888 Fax : (86 769) 81116222 Email : dgstc@dgstc.org Website : www.dgstc.org

This report shall not be reproduced unless with prior written approval from STC (Dongguan) Company Limited.

For Conditions of issuance of this test report, please refer to "Conditions of Issuance of Test Reports" section or Website.



## Test Report

Date : 2017-03-31  
No. : DM17030075

Page 40 of 96

### 3.1.4 Number of Hopping Frequency

#### Limit of Number of Hopping Frequency

Frequency hopping systems in the 2400–2483.5 MHz band shall use at least 15 channels

#### Test Method:

The RF output of the EUT was connected to the spectrum analyzer by a low loss cable.

#### Spectrum Analyzer Setting:

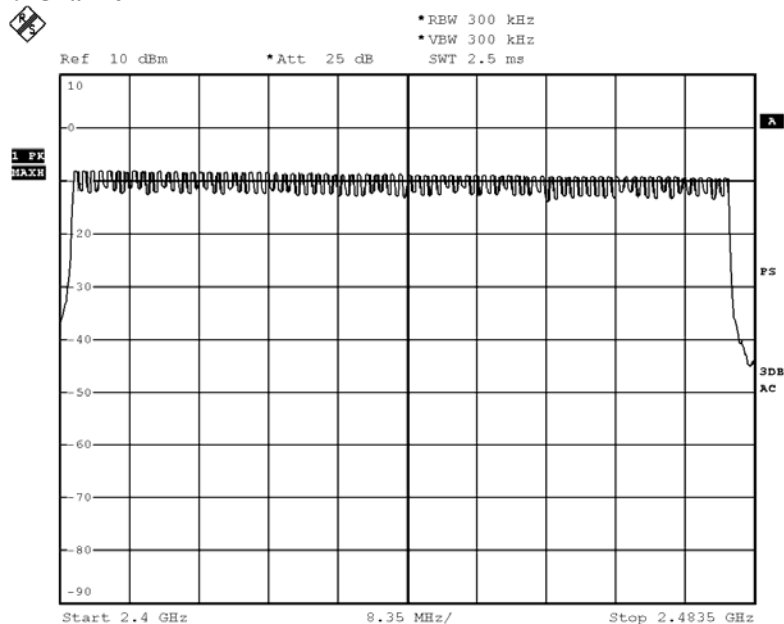
RBW = 300kHz, VBW  $\geq$  RBW, Sweep = Auto, Span = the frequency band of operation  
Detector = Peak, Trace = Max. hold

#### Test Setup:

As Test Setup of clause 3.1.1 in this test report.

#### Measurement Data:

##### GFSK: 79 of 79 Channel



### STC (Dongguan) Company Limited

68 Fumin Nan Road, Dalang, Dongguan, Guangdong, China. Zip Code: 523770

Tel : (86 769) 81119888 Fax : (86 769) 81116222 Email : dgstc@dgstc.org Website : www.dgstc.org

This report shall not be reproduced unless with prior written approval from STC (Dongguan) Company Limited.

For Conditions of issuance of this test report, please refer to "Conditions of Issuance of Test Reports" section or Website.





# Test Report

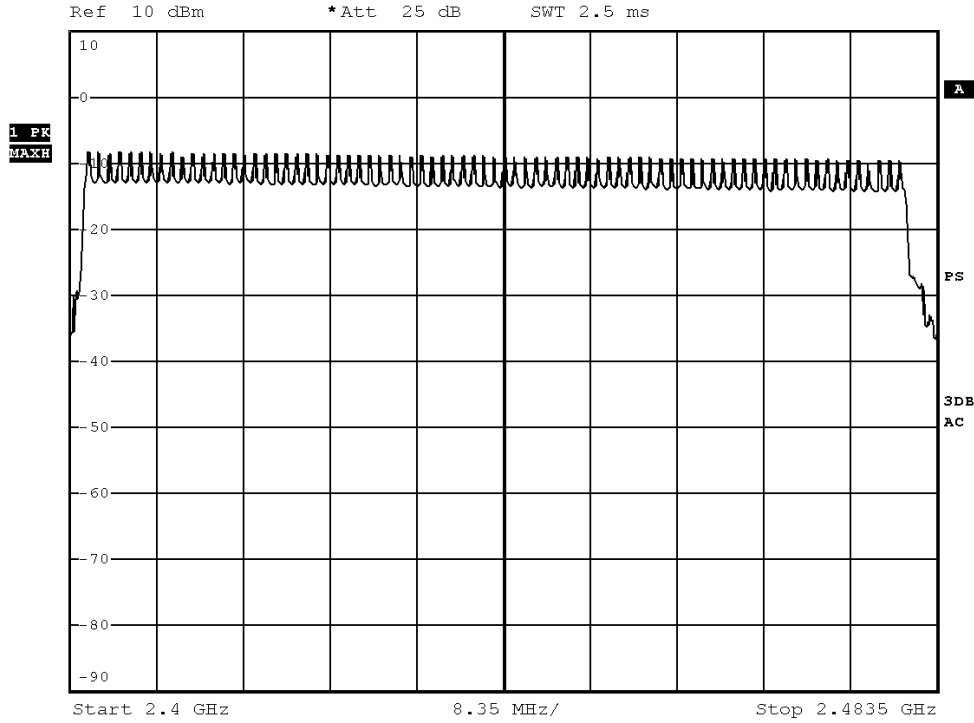
Date : 2017-03-31  
No. : DM17030075

Page 41 of 96

$\pi/4$ -DQPSK: 79 of 79 Channel



\*RBW 300 kHz  
\*VBW 300 kHz  
SWT 2.5 ms



## STC (Dongguan) Company Limited

68 Fumin Nan Road, Dalang, Dongguan, Guangdong, China. Zip Code: 523770

Tel : (86 769) 81119888 Fax : (86 769) 81116222 Email : dgstc@dgstc.org Website : www.dgstc.org

This report shall not be reproduced unless with prior written approval from STC (Dongguan) Company Limited.

For Conditions of issuance of this test report, please refer to "Conditions of Issuance of Test Reports" section or Website.



## Test Report

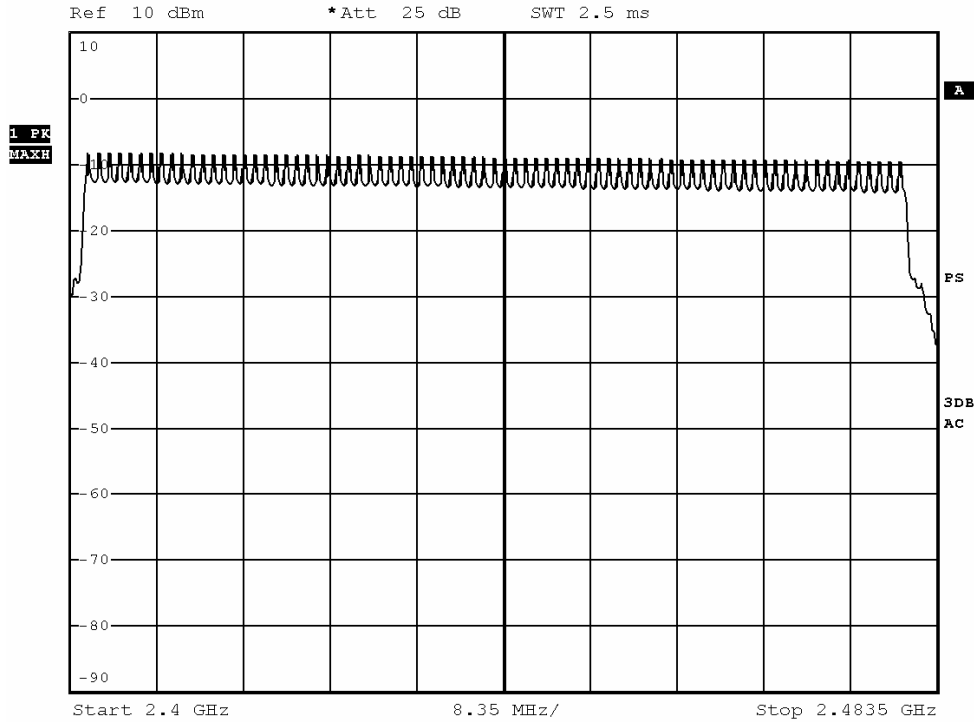
Date : 2017-03-31  
No. : DM17030075

Page 42 of 96

8DPSK: 79 of 79 Channel



\*RBW 300 kHz  
\*VBW 300 kHz  
SWT 2.5 ms



### STC (Dongguan) Company Limited

68 Fumin Nan Road, Dalang, Dongguan, Guangdong, China. Zip Code: 523770

Tel : (86 769) 81119888 Fax : (86 769) 81116222 Email : dgstc@dgstc.org Website : www.dgstc.org

This report shall not be reproduced unless with prior written approval from STC (Dongguan) Company Limited.

For Conditions of issuance of this test report, please refer to "Conditions of Issuance of Test Reports" section or Website.



## Test Report

Date : 2017-03-31  
No. : DM17030075

Page 43 of 96

### 3.1.5 20dB Bandwidth

Test Requirement: FCC 47CFR 15.247(a)(1)  
Test Method: ANSI C63.10:2013  
Test Date: 2017-03-24  
Mode of Operation: Tx mode

#### Remark:

The result has been done on all the possible configurations for searching the worst cases.

#### Test Method:

The bandwidth is measured at an amplitude level reduced from the reference level by a specified ratio. The reference level is the level of the highest amplitude signal observed from the transmitter at the fundamental frequency. Once the reference level is established, the equipment is conditioned with typical modulating signal to produce the worst-case (i.e. the widest) bandwidth.

#### Spectrum Analyzer Setting:

RBW = 30kHz, VBW  $\geq$  RBW, Sweep = Auto, Span = two times and five times the OBW  
Detector = Peak, Trace = Max. hold

#### Test Setup:

As Test Setup of clause 3.1.1 in this test report.

### STC (Dongguan) Company Limited

68 Fumin Nan Road, Dalang, Dongguan, Guangdong, China. Zip Code: 523770

Tel : (86 769) 81119888 Fax : (86 769) 81116222 Email : dgstc@dgstc.org Website : www.dgstc.org

This report shall not be reproduced unless with prior written approval from STC (Dongguan) Company Limited.

For Conditions of issuance of this test report, please refer to "Conditions of Issuance of Test Reports" section or Website.



## Test Report

Date : 2017-03-31  
 No. : DM17030075

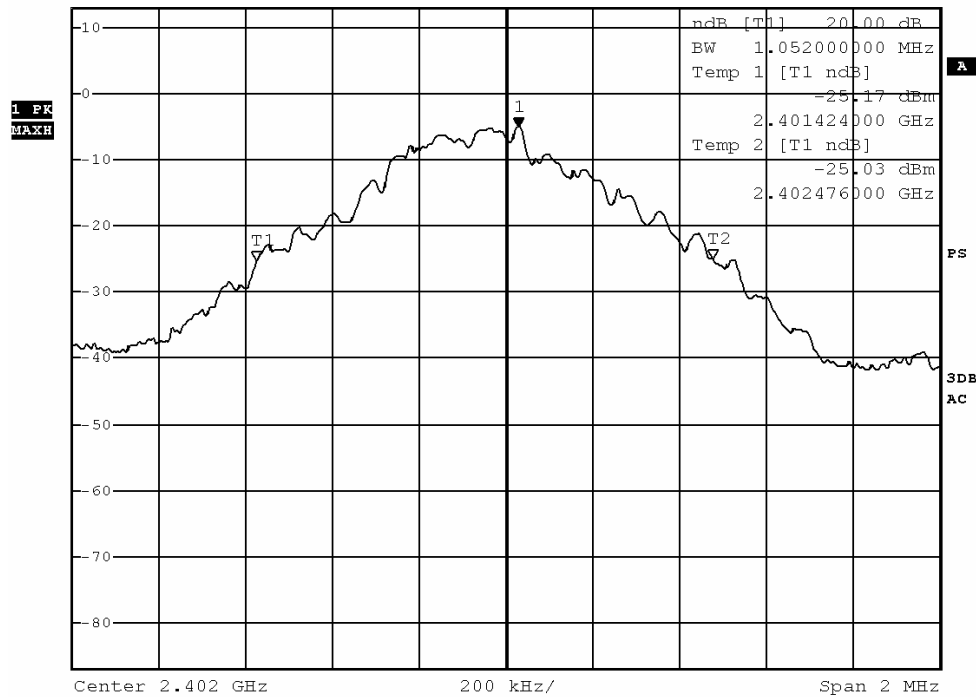
Page 44 of 96

Fundamental Frequency [MHz]	20dB Bandwidth [MHz]	FCC Limits [MHz]
2402	1.0520	Within 2400-2483.5

**(Lowest Operating Frequency) - (GFSK)**



\*RBW 30 kHz    Marker 1 [T1 ]  
 VBW 100 kHz    -5.03 dBm  
 Ref 13 dBm    Att 45 dB    SWT 2.5 ms    2.402028000 GHz



**STC (Dongguan) Company Limited**

68 Fumin Nan Road, Dalang, Dongguan, Guangdong, China. Zip Code: 523770

Tel : (86 769) 81119888    Fax : (86 769) 81116222    Email : dgstc@dgstc.org    Website : www.dgstc.org

This report shall not be reproduced unless with prior written approval from STC (Dongguan) Company Limited.

For Conditions of issuance of this test report, please refer to "Conditions of Issuance of Test Reports" section or Website.



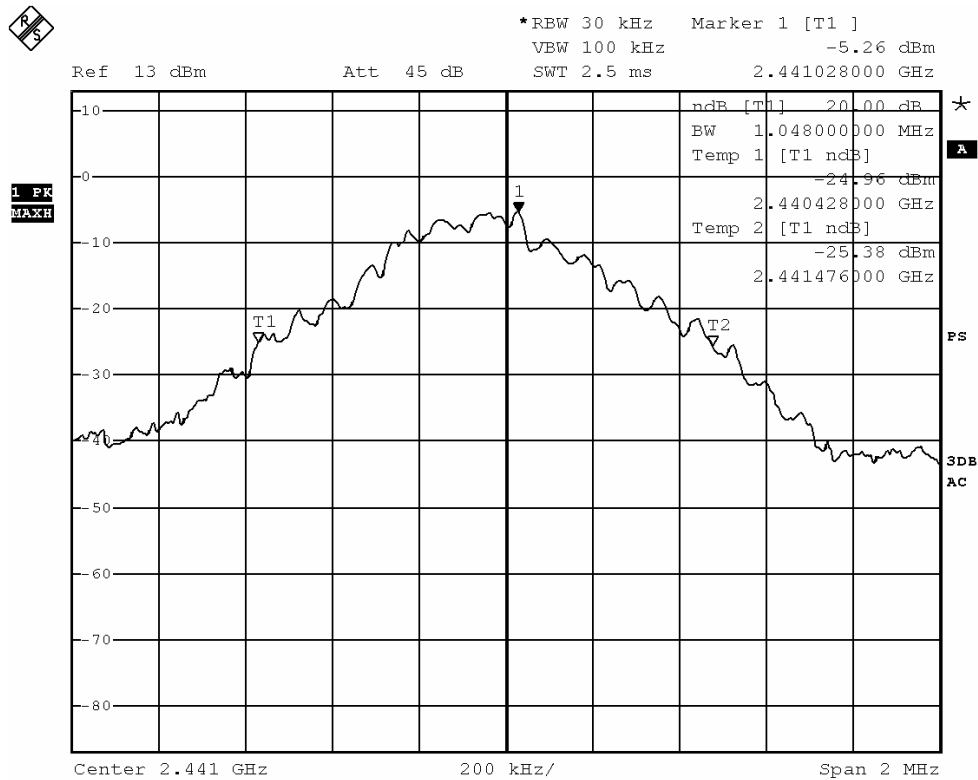
## Test Report

Date : 2017-03-31  
 No. : DM17030075

Page 45 of 96

Fundamental Frequency [MHz]	20dB Bandwidth [MHz]	FCC Limits [MHz]
2441	1.0480	Within 2400-2483.5

**(Middle Operating Frequency) - (GFSK)**



**STC (Dongguan) Company Limited**

68 Fumin Nan Road, Dalang, Dongguan, Guangdong, China. Zip Code: 523770

Tel : (86 769) 81119888    Fax : (86 769) 81116222    Email : dgstc@dgstc.org    Website : www.dgstc.org

This report shall not be reproduced unless with prior written approval from STC (Dongguan) Company Limited.

For Conditions of issuance of this test report, please refer to "Conditions of Issuance of Test Reports" section or Website.



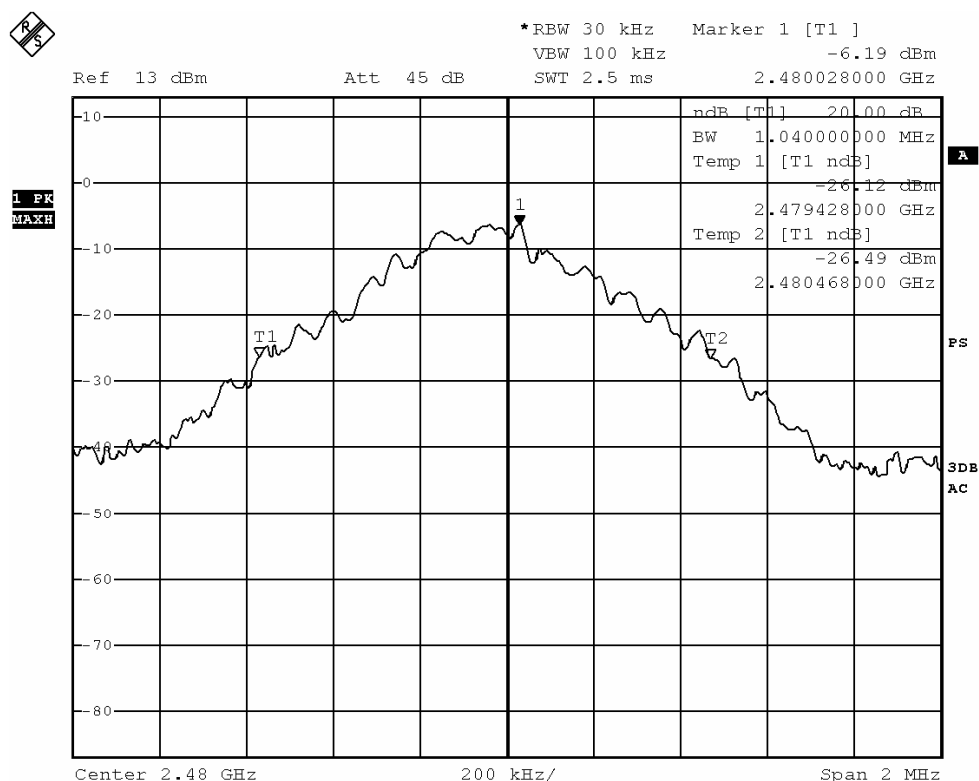
## Test Report

Date : 2017-03-31  
 No. : DM17030075

Page 46 of 96

Fundamental Frequency [MHz]	20dB Bandwidth [MHz]	FCC Limits [MHz]
2480	1.0400	Within 2400-2483.5

### (Highest Operating Frequency) - (GFSK)



### STC (Dongguan) Company Limited

68 Fumin Nan Road, Dalang, Dongguan, Guangdong, China. Zip Code: 523770

Tel : (86 769) 81119888    Fax : (86 769) 81116222    Email : dgstc@dgstc.org    Website : www.dgstc.org

This report shall not be reproduced unless with prior written approval from STC (Dongguan) Company Limited.

For Conditions of issuance of this test report, please refer to "Conditions of Issuance of Test Reports" section or Website.



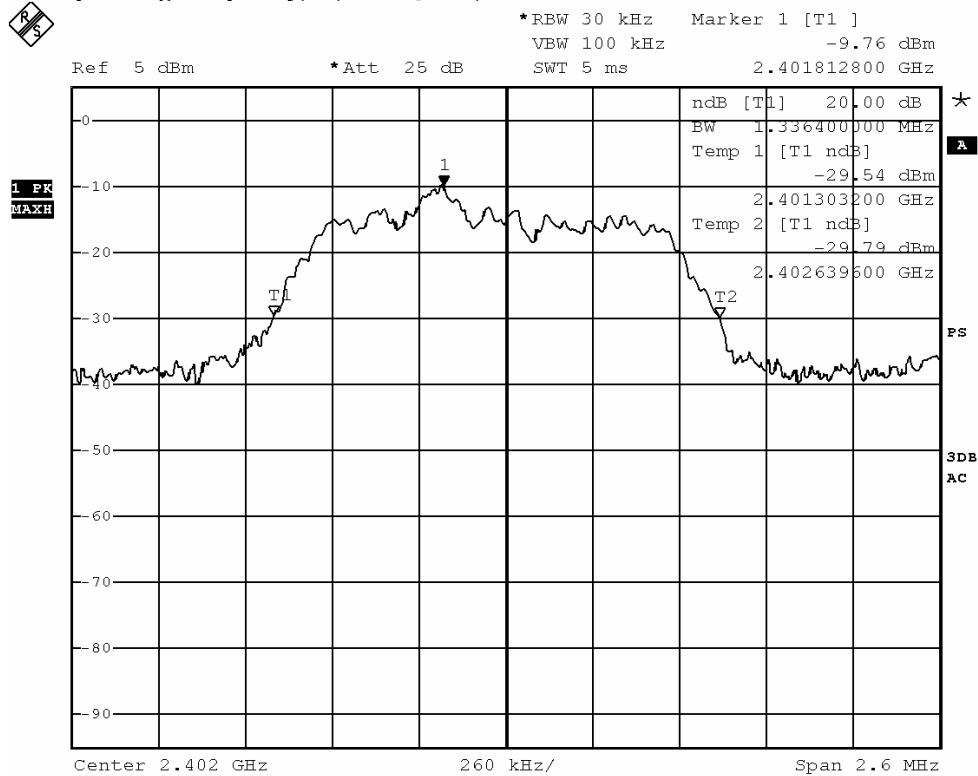
## Test Report

Date : 2017-03-31  
 No. : DM17030075

Page 47 of 96

Fundamental Frequency [MHz]	20dB Bandwidth [MHz]	FCC Limits [MHz]
2402	1.3364	Within 2400-2483.5

**(Lowest Operating Frequency) - ( $\pi/4$  DQPSK)**



**STC (Dongguan) Company Limited**

68 Fumin Nan Road, Dalang, Dongguan, Guangdong, China. Zip Code: 523770

Tel : (86 769) 81119888    Fax : (86 769) 81116222    Email : dgstc@dgstc.org    Website : www.dgstc.org

This report shall not be reproduced unless with prior written approval from STC (Dongguan) Company Limited.

For Conditions of issuance of this test report, please refer to "Conditions of Issuance of Test Reports" section or Website.



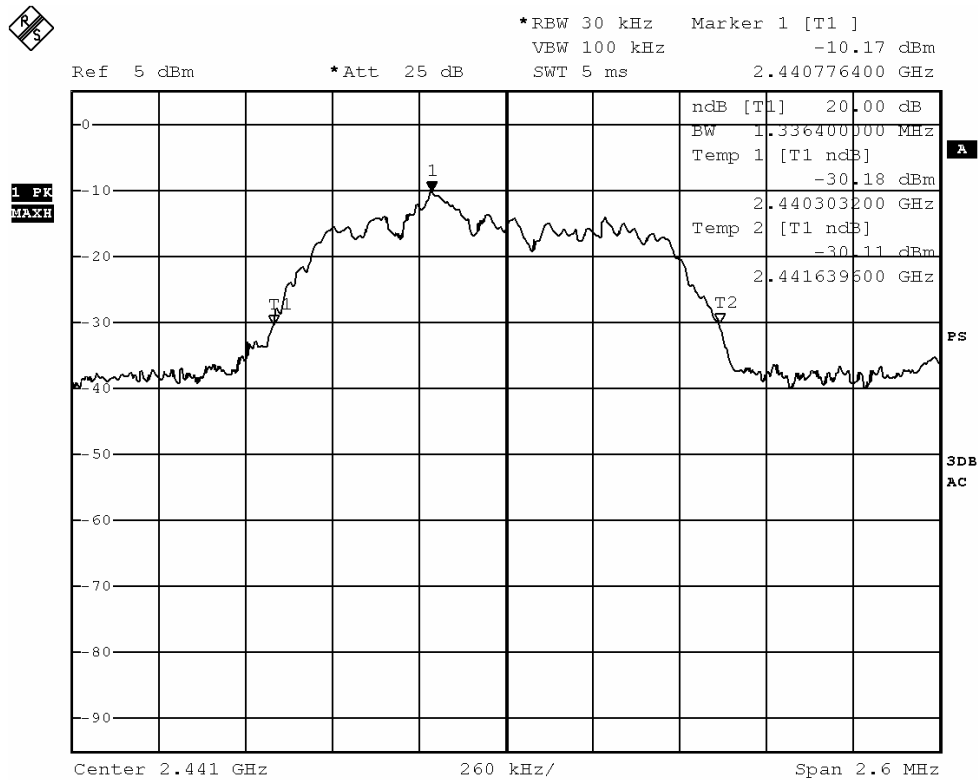
# Test Report

Date : 2017-03-31  
 No. : DM17030075

Page 48 of 96

Fundamental Frequency [MHz]	20dB Bandwidth [MHz]	FCC Limits [MHz]
2441	1.3364	Within 2400-2483.5

(Middle Operating Frequency) - ( $\pi/4$  DQPSK)



**STC (Dongguan) Company Limited**

68 Fumin Nan Road, Dalang, Dongguan, Guangdong, China. Zip Code: 523770

Tel : (86 769) 81119888 Fax : (86 769) 81116222 Email : dgstc@dgstc.org Website : www.dgstc.org

This report shall not be reproduced unless with prior written approval from STC (Dongguan) Company Limited.

For Conditions of issuance of this test report, please refer to "Conditions of Issuance of Test Reports" section or Website.





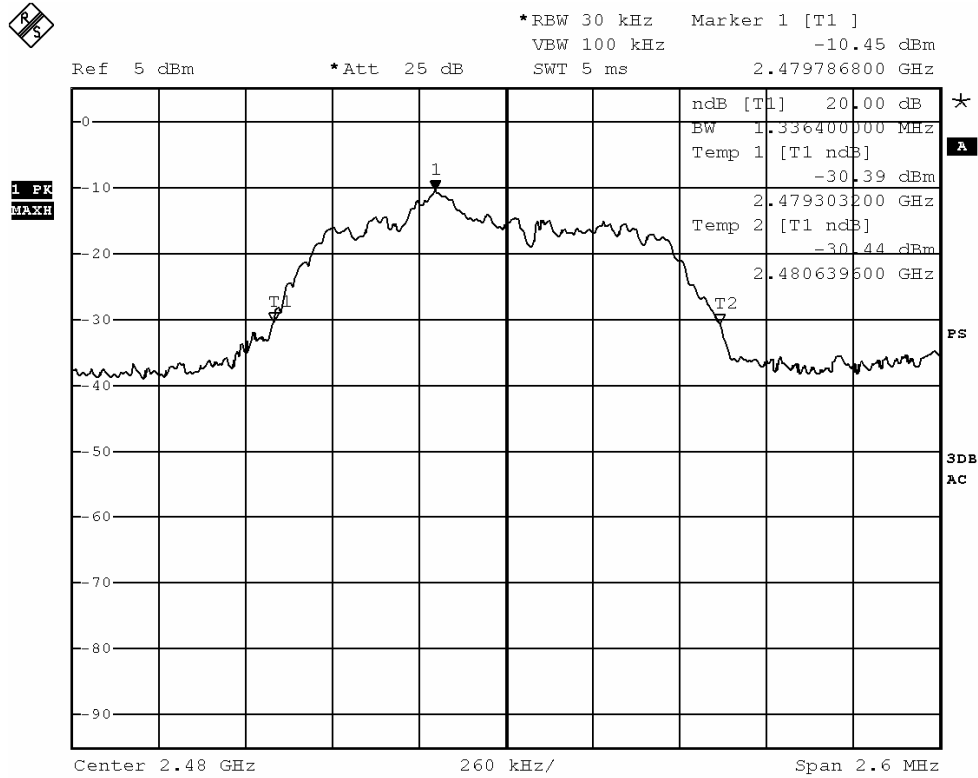
## Test Report

Date : 2017-03-31  
 No. : DM17030075

Page 49 of 96

Fundamental Frequency [MHz]	20dB Bandwidth [MHz]	FCC Limits [MHz]
2480	1.3364	Within 2400-2483.5

**(Highest Operating Frequency) - ( $\pi/4$  DQPSK)**



**STC (Dongguan) Company Limited**

68 Fumin Nan Road, Dalang, Dongguan, Guangdong, China. Zip Code: 523770

Tel : (86 769) 81119888    Fax : (86 769) 81116222    Email : dgstc@dgstc.org    Website : www.dgstc.org

This report shall not be reproduced unless with prior written approval from STC (Dongguan) Company Limited.

For Conditions of issuance of this test report, please refer to "Conditions of Issuance of Test Reports" section or Website.



## Test Report

Date : 2017-03-31  
 No. : DM17030075

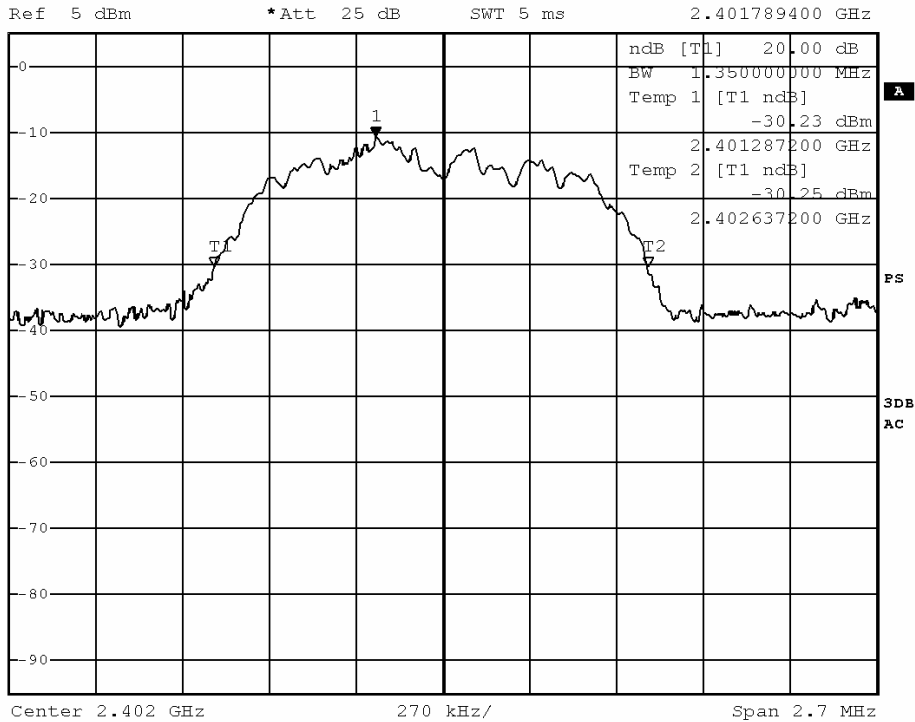
Page 50 of 96

Fundamental Frequency [MHz]	20dB Bandwidth [MHz]	FCC Limits [MHz]
2402	1.3500	Within 2400-2483.5

**(Lowest Operating Frequency) - (8DPSK)**



\*RBW 30 kHz    Marker 1 [T1 ]  
 VBW 100 kHz    -10.57 dBm  
 SWT 5 ms        2.401789400 GHz



**STC (Dongguan) Company Limited**

68 Fumin Nan Road, Dalang, Dongguan, Guangdong, China. Zip Code: 523770

Tel : (86 769) 81119888    Fax : (86 769) 81116222    Email : dgstc@dgstc.org    Website : www.dgstc.org

This report shall not be reproduced unless with prior written approval from STC (Dongguan) Company Limited.

For Conditions of issuance of this test report, please refer to "Conditions of Issuance of Test Reports" section or Website.





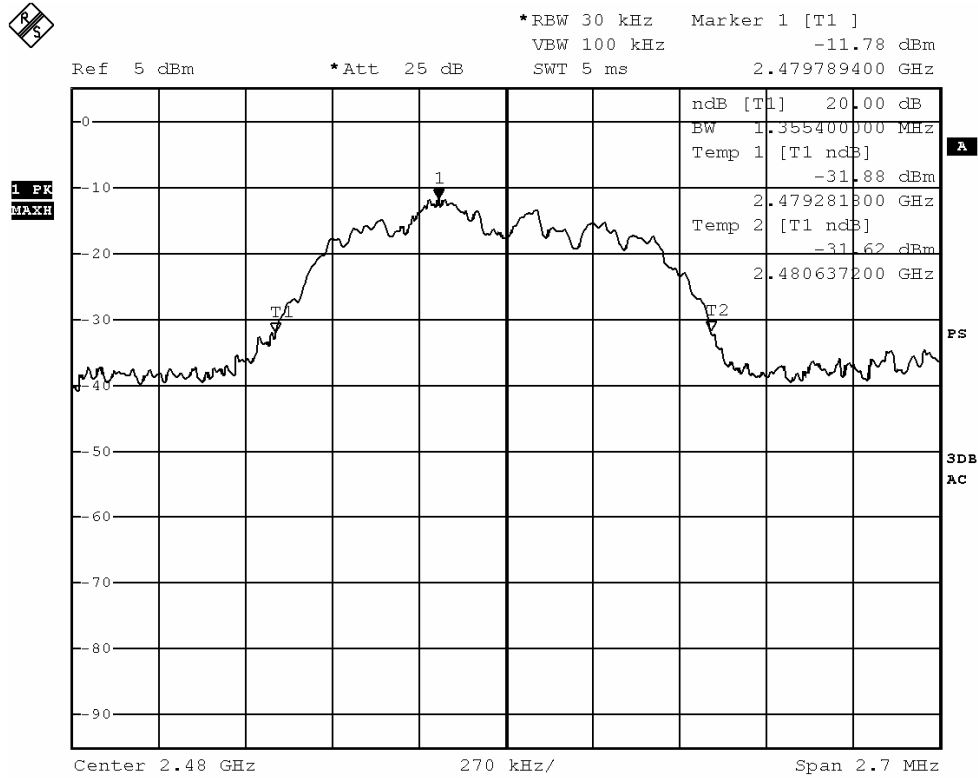
## Test Report

Date : 2017-03-31  
 No. : DM17030075

Page 52 of 96

Fundamental Frequency [MHz]	20dB Bandwidth [MHz]	FCC Limits [MHz]
2480	1.3554	Within 2400-2483.5

### (Highest Operating Frequency) - (8DPSK)



### STC (Dongguan) Company Limited

68 Fumin Nan Road, Dalang, Dongguan, Guangdong, China. Zip Code: 523770

Tel : (86 769) 81119888    Fax : (86 769) 81116222    Email : dgstc@dgstc.org    Website : www.dgstc.org

This report shall not be reproduced unless with prior written approval from STC (Dongguan) Company Limited.

For Conditions of issuance of this test report, please refer to "Conditions of Issuance of Test Reports" section or Website.



## Test Report

Date : 2017-03-31  
No. : DM17030075

Page 53 of 96

### 3.1.6 Hopping Channel Separation

#### Requirements:

Frequency hopping systems operating in the 2400-2483.5 MHz band may have hopping channel carrier frequencies that are separated by 25 kHz or two-thirds of the 20 dB bandwidth of the hopping channel, whichever is greater, provided the systems operate with an output power no greater than 125 mW.

#### Spectrum Analyzer Setting:

RBW = 300kHz, VBW  $\geq$  RBW, Sweep = Auto,  
Span = Wide enough to capture the peaks of two adjacent channels  
Detector = Peak, Trace = Max. hold

#### Limit:

The measured maximum bandwidth \*  $\frac{2}{3}$  = 1.052MHz \*  $\frac{2}{3}$  = 701.3 kHz(GFSK)

The measured maximum bandwidth \*  $\frac{2}{3}$  = 1.3554MHz \*  $\frac{2}{3}$  = 903.6kHz ( $\pi/4$  DQPSK, 8DPSK)

#### STC (Dongguan) Company Limited

68 Fumin Nan Road, Dalang, Dongguan, Guangdong, China. Zip Code: 523770

Tel : (86 769) 81119888 Fax : (86 769) 81116222 Email : dgstc@dgstc.org Website : www.dgstc.org

This report shall not be reproduced unless with prior written approval from STC (Dongguan) Company Limited.

For Conditions of issuance of this test report, please refer to "Conditions of Issuance of Test Reports" section or Website.

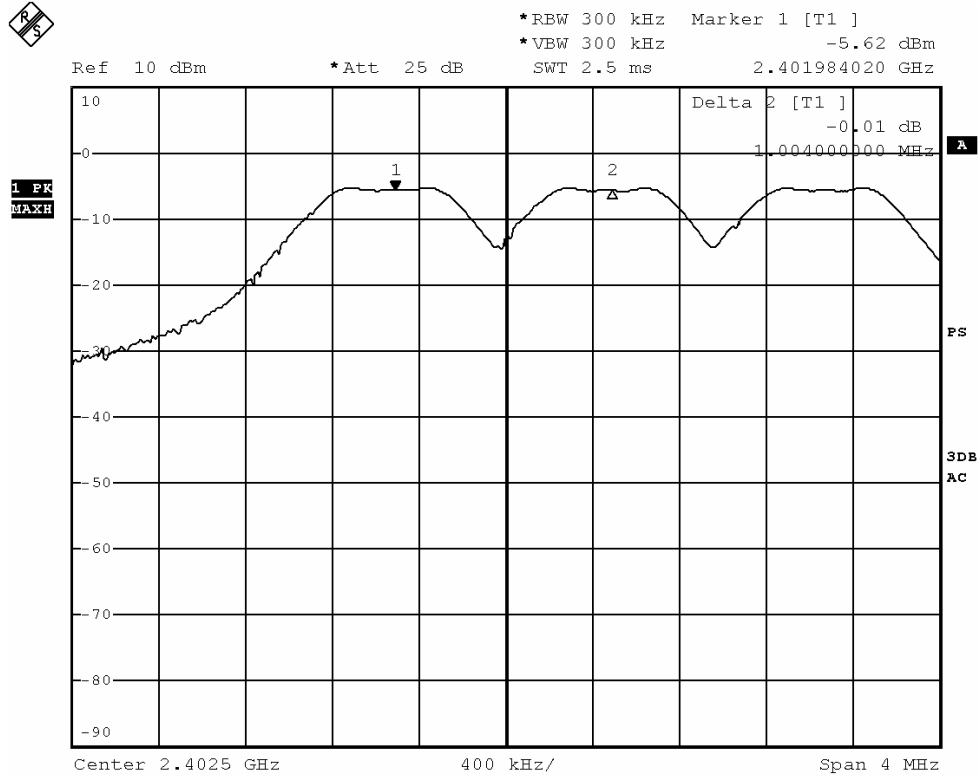


# Test Report

Date : 2017-03-31  
No. : DM17030075

Page 54 of 96

Channel separation = 1MHz (>701.3kHz) (Lowest) (GFSK)



### STC (Dongguan) Company Limited

68 Fumin Nan Road, Dalang, Dongguan, Guangdong, China. Zip Code: 523770

Tel : (86 769) 81119888 Fax : (86 769) 81116222 Email : dgstc@dgstc.org Website : www.dgstc.org

This report shall not be reproduced unless with prior written approval from STC (Dongguan) Company Limited.

For Conditions of issuance of this test report, please refer to "Conditions of Issuance of Test Reports" section or Website.

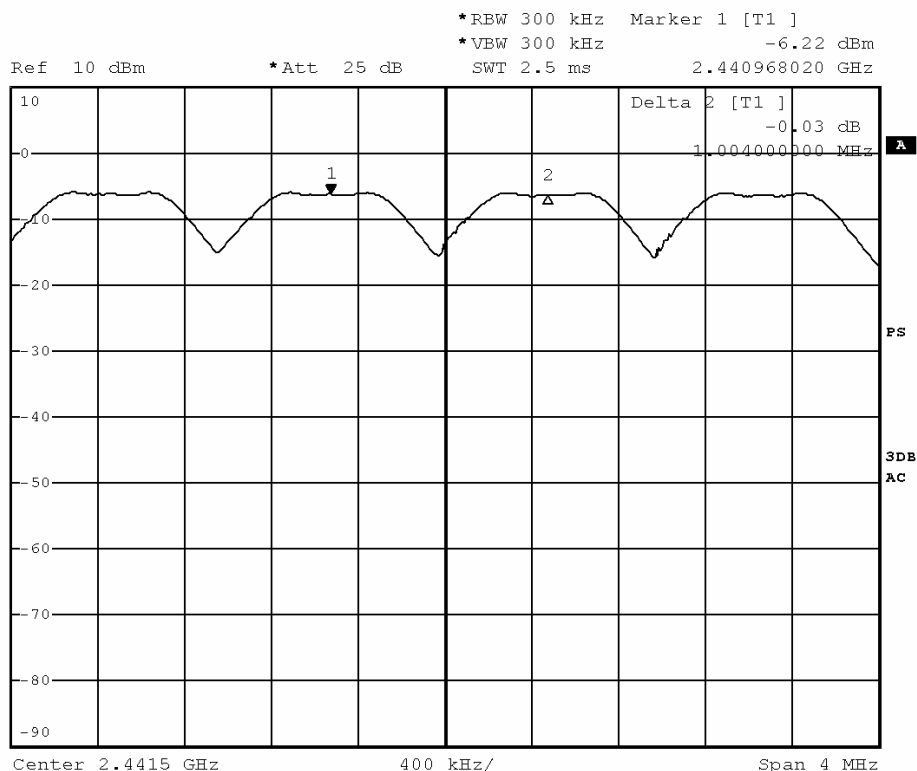


## Test Report

Date : 2017-03-31  
No. : DM17030075

Page 55 of 96

### Channel separation = 1MHz (>701.3kHz) (Mid) (GFSK)



### STC (Dongguan) Company Limited

68 Fumin Nan Road, Dalang, Dongguan, Guangdong, China. Zip Code: 523770

Tel : (86 769) 81119888 Fax : (86 769) 81116222 Email : dgstc@dgstc.org Website : www.dgstc.org

This report shall not be reproduced unless with prior written approval from STC (Dongguan) Company Limited.

For Conditions of issuance of this test report, please refer to "Conditions of Issuance of Test Reports" section or Website.

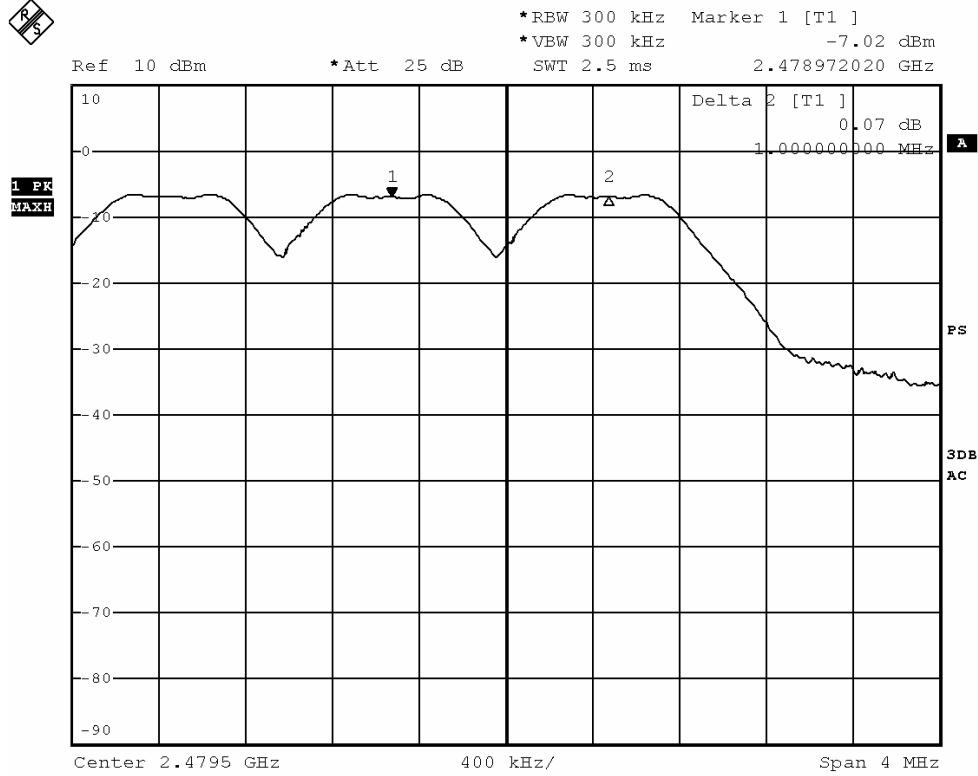


# Test Report

Date : 2017-03-31  
No. : DM17030075

Page 56 of 96

## Channel separation = 1MHz (>701.3kHz) (Highest) (GFSK)



### STC (Dongguan) Company Limited

68 Fumin Nan Road, Dalang, Dongguan, Guangdong, China. Zip Code: 523770

Tel : (86 769) 81119888 Fax : (86 769) 81116222 Email : dgstc@dgstc.org Website : www.dgstc.org

This report shall not be reproduced unless with prior written approval from STC (Dongguan) Company Limited.

For Conditions of issuance of this test report, please refer to "Conditions of Issuance of Test Reports" section or Website.



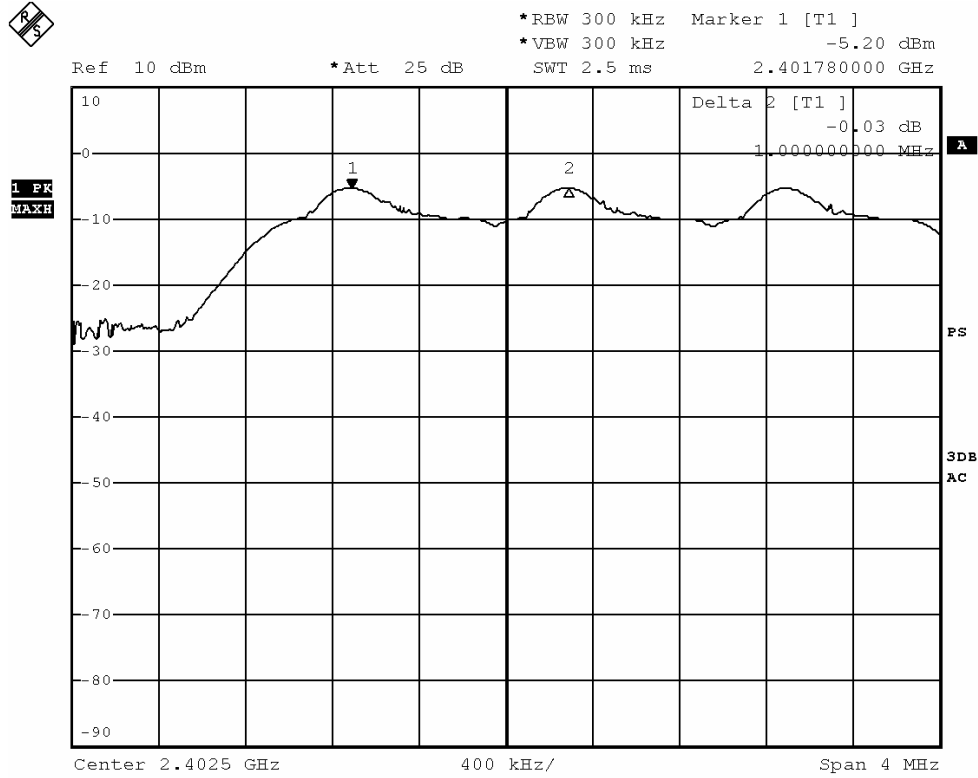


# Test Report

Date : 2017-03-31  
No. : DM17030075

Page 57 of 96

Channel separation = 1MHz (>903.6kHz) (Lowest) ( $\pi/4$  DQPSK)



## STC (Dongguan) Company Limited

68 Fumin Nan Road, Dalang, Dongguan, Guangdong, China. Zip Code: 523770

Tel : (86 769) 81119888 Fax : (86 769) 81116222 Email : dgstc@dgstc.org Website : www.dgstc.org

This report shall not be reproduced unless with prior written approval from STC (Dongguan) Company Limited.

For Conditions of issuance of this test report, please refer to "Conditions of Issuance of Test Reports" section or Website.

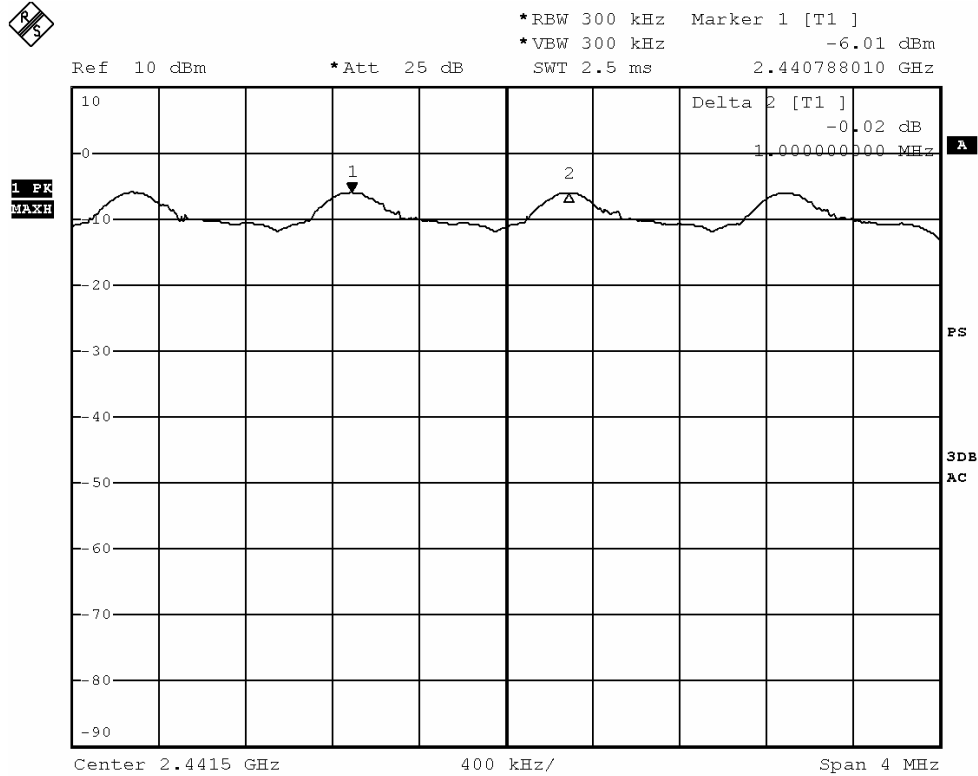


# Test Report

Date : 2017-03-31  
No. : DM17030075

Page 58 of 96

Channel separation = 1MHz (>903.6kHz) (Mid) ( $\pi/4$  DQPSK)



### STC (Dongguan) Company Limited

68 Fumin Nan Road, Dalang, Dongguan, Guangdong, China. Zip Code: 523770

Tel : (86 769) 81119888 Fax : (86 769) 81116222 Email : dgstc@dgstc.org Website : www.dgstc.org

This report shall not be reproduced unless with prior written approval from STC (Dongguan) Company Limited.

For Conditions of issuance of this test report, please refer to "Conditions of Issuance of Test Reports" section or Website.

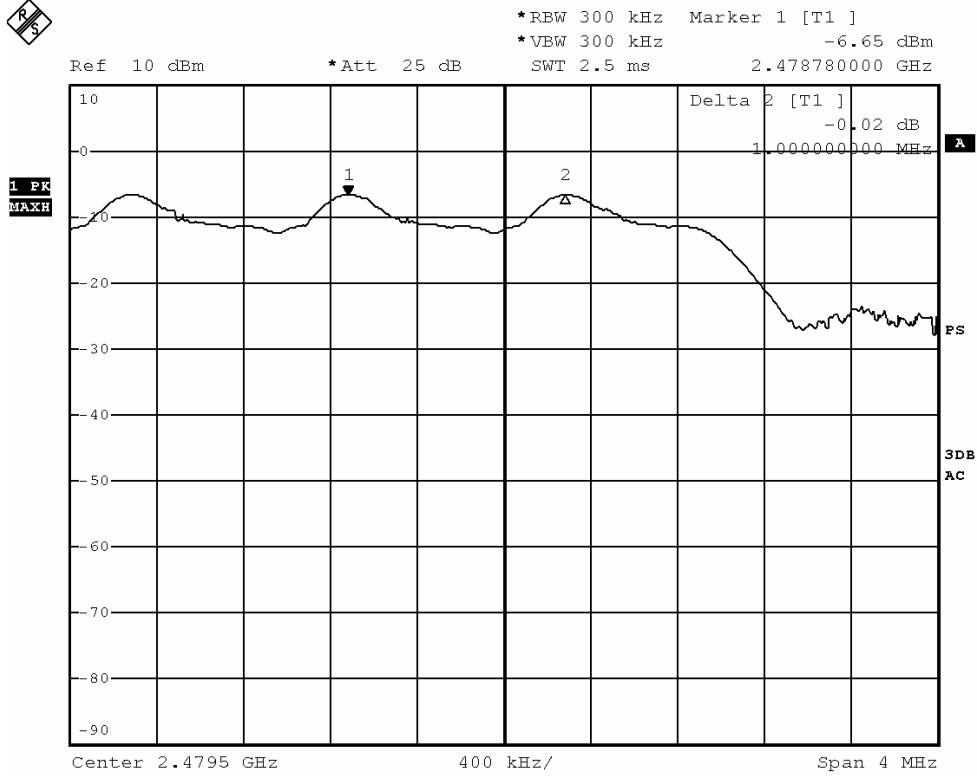


# Test Report

Date : 2017-03-31  
No. : DM17030075

Page 59 of 96

Channel separation = 1MHz (>903.6kHz) (Highest) ( $\pi/4$  DQPSK)



### STC (Dongguan) Company Limited

68 Fumin Nan Road, Dalang, Dongguan, Guangdong, China. Zip Code: 523770

Tel : (86 769) 81119888 Fax : (86 769) 81116222 Email : dgstc@dgstc.org Website : www.dgstc.org

This report shall not be reproduced unless with prior written approval from STC (Dongguan) Company Limited.

For Conditions of issuance of this test report, please refer to "Conditions of Issuance of Test Reports" section or Website.

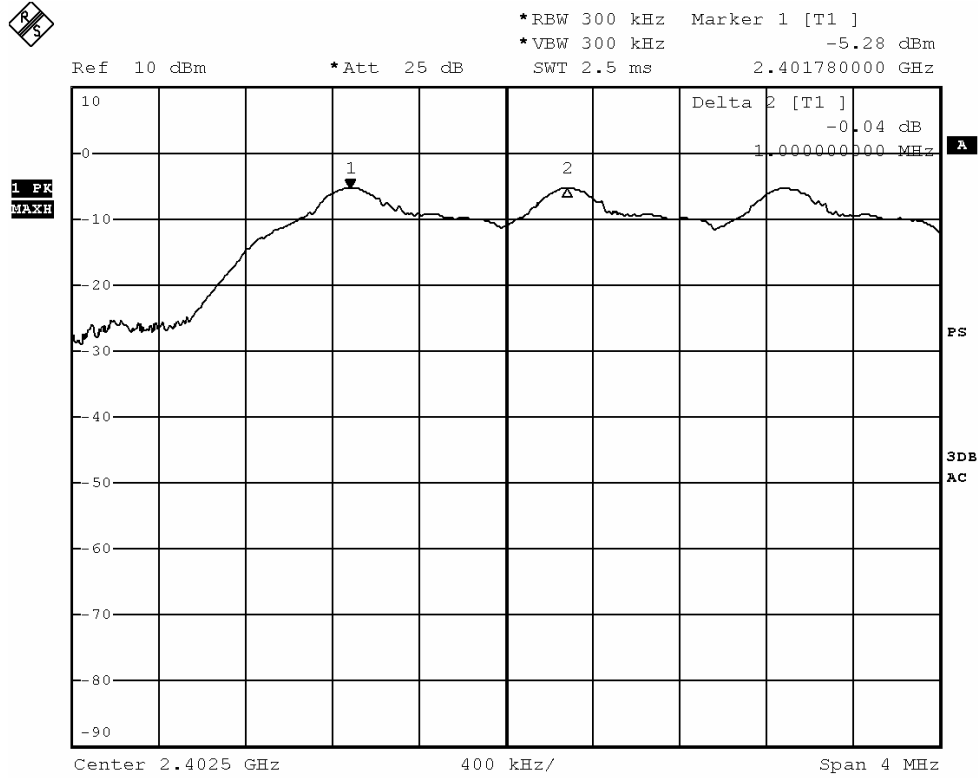


# Test Report

Date : 2017-03-31  
No. : DM17030075

Page 60 of 96

Channel separation = 1MHz (>903.6kHz) (Lowest) (8DPSK)



## STC (Dongguan) Company Limited

68 Fumin Nan Road, Dalang, Dongguan, Guangdong, China. Zip Code: 523770

Tel : (86 769) 81119888 Fax : (86 769) 81116222 Email : dgstc@dgstc.org Website : www.dgstc.org

This report shall not be reproduced unless with prior written approval from STC (Dongguan) Company Limited.

For Conditions of issuance of this test report, please refer to "Conditions of Issuance of Test Reports" section or Website.

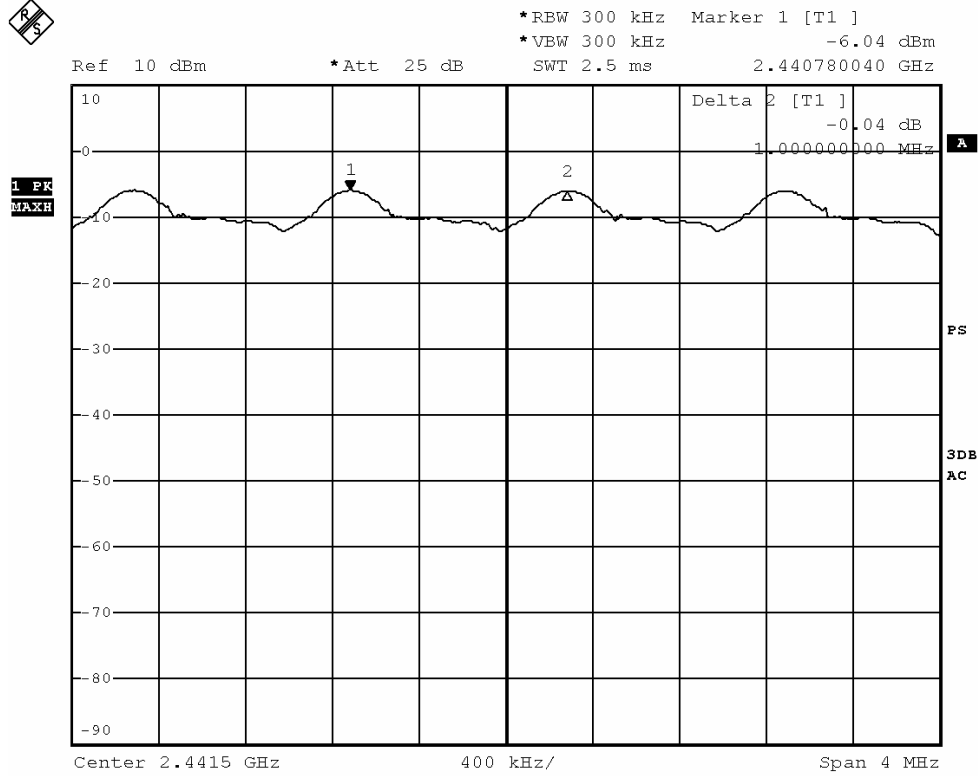


# Test Report

Date : 2017-03-31  
No. : DM17030075

Page 61 of 96

Channel separation = 1MHz (>903.6kHz) (Mid) (8DPSK)



### STC (Dongguan) Company Limited

68 Fumin Nan Road, Dalang, Dongguan, Guangdong, China. Zip Code: 523770

Tel : (86 769) 81119888 Fax : (86 769) 81116222 Email : dgstc@dgstc.org Website : www.dgstc.org

This report shall not be reproduced unless with prior written approval from STC (Dongguan) Company Limited.

For Conditions of issuance of this test report, please refer to "Conditions of Issuance of Test Reports" section or Website.

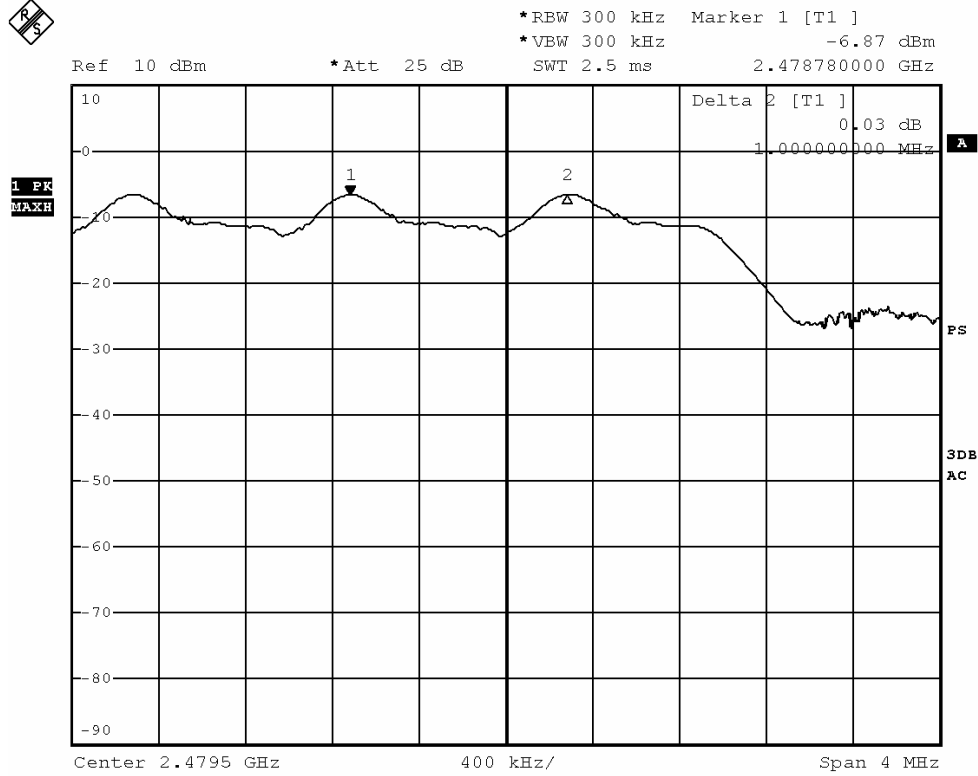


# Test Report

Date : 2017-03-31  
No. : DM17030075

Page 62 of 96

Channel separation = 1MHz (>903.6kHz) (Highest) (8DPSK)



### STC (Dongguan) Company Limited

68 Fumin Nan Road, Dalang, Dongguan, Guangdong, China. Zip Code: 523770

Tel : (86 769) 81119888 Fax : (86 769) 81116222 Email : dgstc@dgstc.org Website : www.dgstc.org

This report shall not be reproduced unless with prior written approval from STC (Dongguan) Company Limited.

For Conditions of issuance of this test report, please refer to "Conditions of Issuance of Test Reports" section or Website.



## Test Report

Date : 2017-03-31  
No. : DM17030075

Page 63 of 96

### **3.1.7 Band-edge Compliance of RF Conducted Emissions Measurement:**

#### **Limit :**

In any 100 kHz bandwidth outside the frequency band in which the spread spectrum or digitally modulated intentional radiator is operating, the radio frequency power that is produced by the intentional radiator shall be at least 20 dB below that in the 100 kHz bandwidth within the band that contains the highest level of the desired power, based on either an RF conducted or a radiated measurement. Attenuation below the general limits specified in Section 15.209(a) is not required.

According to the test method DA 00-705.

#### **Spectrum Analyzer Setting:**

RBW = 100kHz, VBW= 300kHz, Sweep = Coupled,

Span = Wide enough to capture the peak level of the emission operating on the channel closest to the band edge, as well as any modulation products that fall outside of the authorized band of operation.

Detector = Peak, Trace = Max. hold

Remark: Emissions under the fixed frequency mode and hopping mode have been investigated, the worst-case measurement results were recorded in the test report

### **STC (Dongguan) Company Limited**

68 Fumin Nan Road, Dalang, Dongguan, Guangdong, China. Zip Code: 523770

Tel : (86 769) 81119888 Fax : (86 769) 81116222 Email : dgstc@dgstc.org Website : www.dgstc.org

This report shall not be reproduced unless with prior written approval from STC (Dongguan) Company Limited.

For Conditions of issuance of this test report, please refer to "Conditions of Issuance of Test Reports" section or Website.



## Test Report

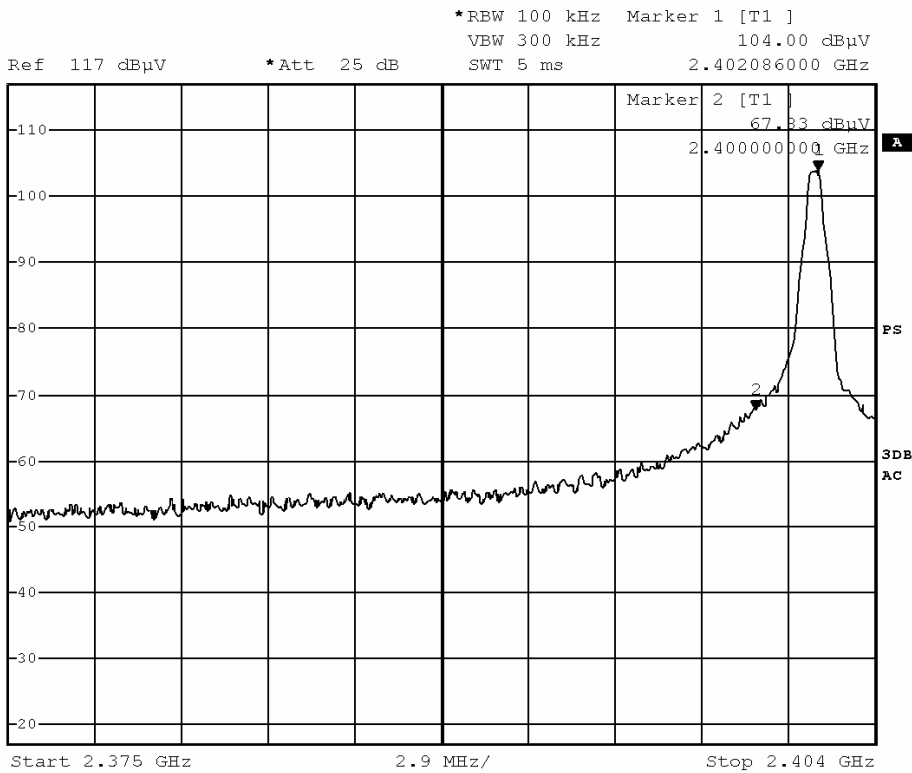
Date : 2017-03-31  
 No. : DM17030075

Page 64 of 96

**Band-edge Compliance of RF Conducted Emissions Measurement:**

Frequency Range [MHz]	Radiated Emission Attenuated below the Fundamental [dB]
2400 – Lowest Fundamental (2402)	36.67

**Band-edge Compliance of RF Emissions – Lowest (GFSK) (Hopping on)**



**STC (Dongguan) Company Limited**

68 Fumin Nan Road, Dalang, Dongguan, Guangdong, China. Zip Code: 523770

Tel : (86 769) 81119888 Fax : (86 769) 81116222 Email : dgstc@dgstc.org Website : www.dgstc.org

This report shall not be reproduced unless with prior written approval from STC (Dongguan) Company Limited.

For Conditions of issuance of this test report, please refer to "Conditions of Issuance of Test Reports" section or Website.





## Test Report

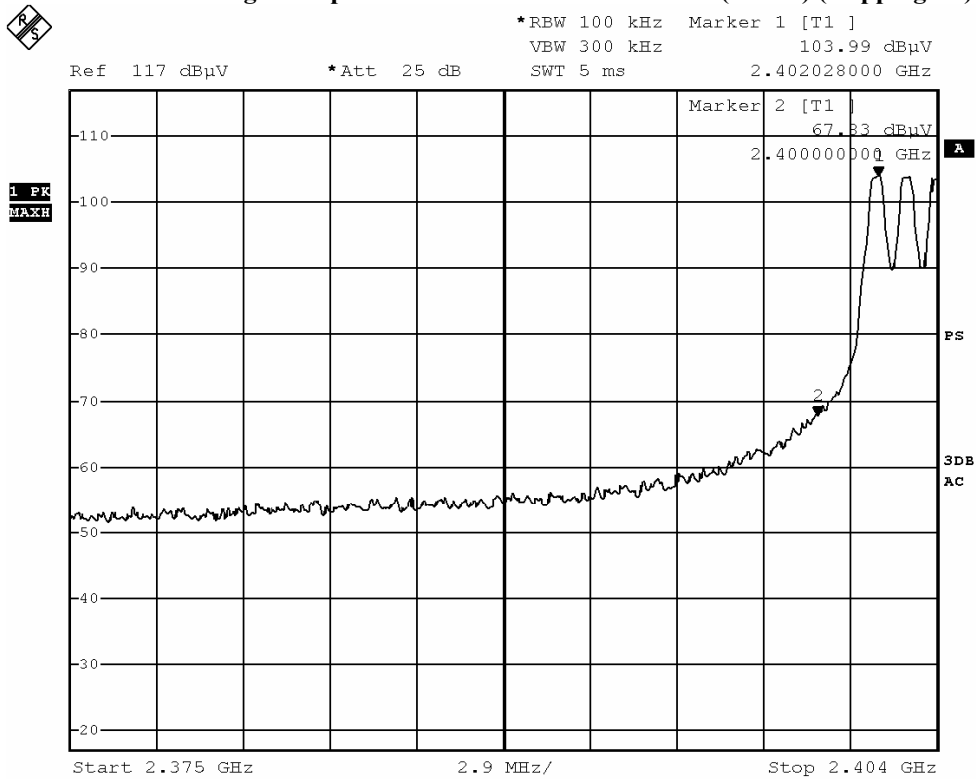
Date : 2017-03-31  
 No. : DM17030075

Page 65 of 96

**Band-edge Compliance of RF Conducted Emissions Measurement:**

Frequency Range [MHz]	Radiated Emission Attenuated below the Fundamental [dB]
2400 – Lowest Fundamental (2402)	36.16

**Band-edge Compliance of RF Emissions – Lowest (GFSK) (Hopping off)**



**STC (Dongguan) Company Limited**

68 Fumin Nan Road, Dalang, Dongguan, Guangdong, China. Zip Code: 523770

Tel : (86 769) 81119888 Fax : (86 769) 81116222 Email : dgstc@dgstc.org Website : www.dgstc.org

This report shall not be reproduced unless with prior written approval from STC (Dongguan) Company Limited.

For Conditions of issuance of this test report, please refer to "Conditions of Issuance of Test Reports" section or Website.



## Test Report

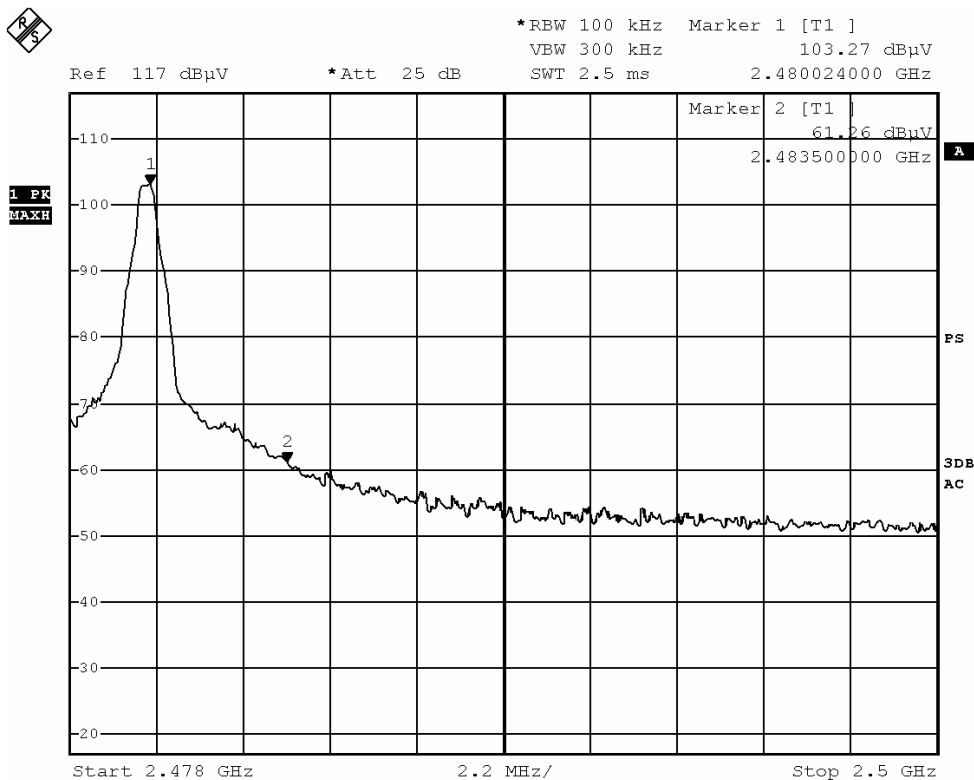
Date : 2017-03-31  
 No. : DM17030075

Page 66 of 96

### Band-edge Compliance of RF Conducted Emissions Measurement:

Frequency Range [MHz]	Radiated Emission Attenuated below the Fundamental [dB]
2483.5 - Highest Fundamental (2480)	42.01

### Band-edge Compliance of RF Emissions – Highest (GFSK) (Hopping on)



### STC (Dongguan) Company Limited

68 Fumin Nan Road, Dalang, Dongguan, Guangdong, China. Zip Code: 523770

Tel : (86 769) 81119888    Fax : (86 769) 81116222    Email : dgstc@dgstc.org    Website : www.dgstc.org

This report shall not be reproduced unless with prior written approval from STC (Dongguan) Company Limited.

For Conditions of issuance of this test report, please refer to "Conditions of Issuance of Test Reports" section or Website.



## Test Report

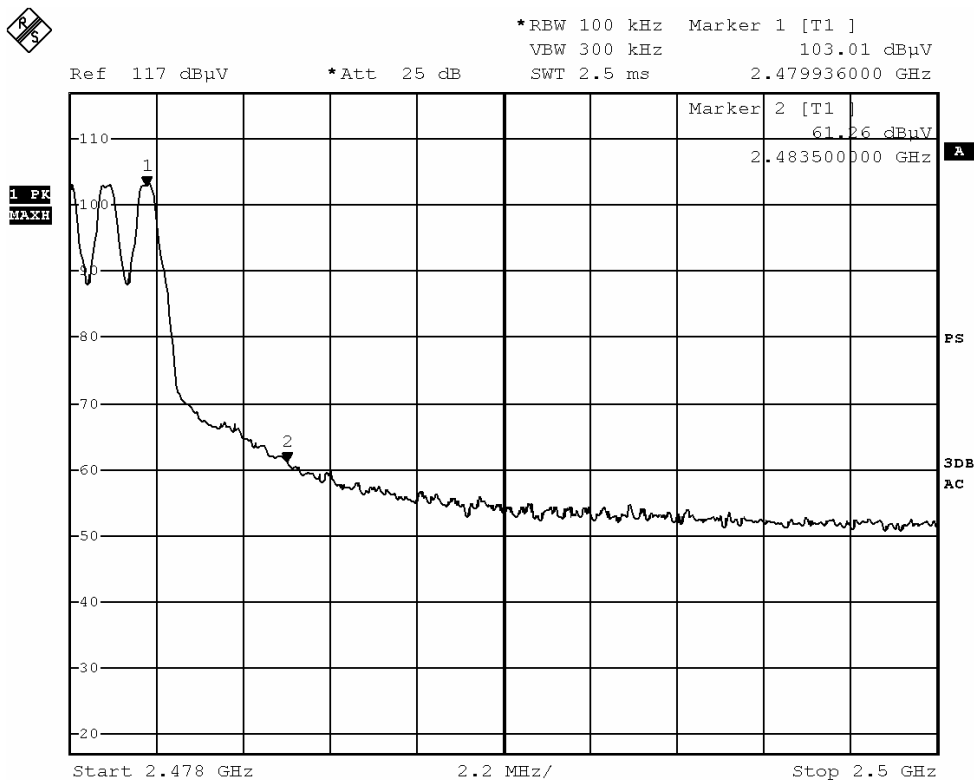
Date : 2017-03-31  
 No. : DM17030075

Page 67 of 96

### Band-edge Compliance of RF Conducted Emissions Measurement:

Frequency Range [MHz]	Radiated Emission Attenuated below the Fundamental [dB]
2483.5 - Highest Fundamental (2480)	41.75

### Band-edge Compliance of RF Emissions – Highest (GFSK) (Hopping off)



### STC (Dongguan) Company Limited

68 Fumin Nan Road, Dalang, Dongguan, Guangdong, China. Zip Code: 523770

Tel : (86 769) 81119888    Fax : (86 769) 81116222    Email : dgstc@dgstc.org    Website : www.dgstc.org

This report shall not be reproduced unless with prior written approval from STC (Dongguan) Company Limited.

For Conditions of issuance of this test report, please refer to "Conditions of Issuance of Test Reports" section or Website.



## Test Report

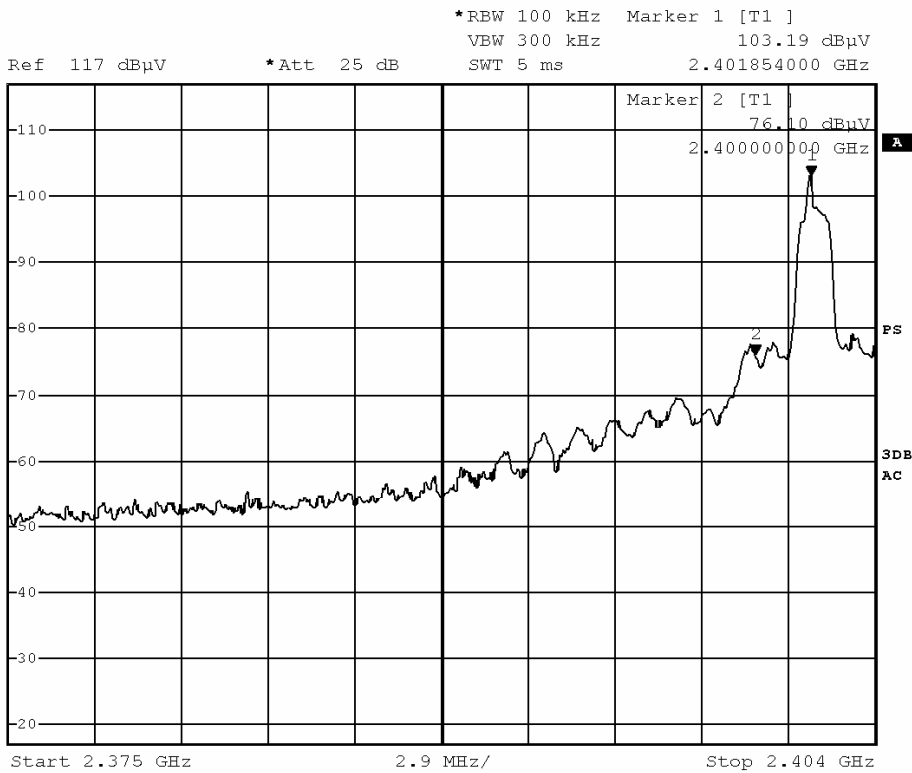
Date : 2017-03-31  
 No. : DM17030075

Page 68 of 96

**Band-edge Compliance of RF Conducted Emissions Measurement:**

Frequency Range [MHz]	Radiated Emission Attenuated below the Fundamental [dB]
2400 – Lowest Fundamental (2402)	27.09

**Band-edge Compliance of RF Emissions – Lowest ( $\pi/4$  DQPSK) (Hopping on)**



**STC (Dongguan) Company Limited**

68 Fumin Nan Road, Dalang, Dongguan, Guangdong, China. Zip Code: 523770

Tel : (86 769) 81119888 Fax : (86 769) 81116222 Email : dgstc@dgstc.org Website : www.dgstc.org

This report shall not be reproduced unless with prior written approval from STC (Dongguan) Company Limited.

For Conditions of issuance of this test report, please refer to "Conditions of Issuance of Test Reports" section or Website.



## Test Report

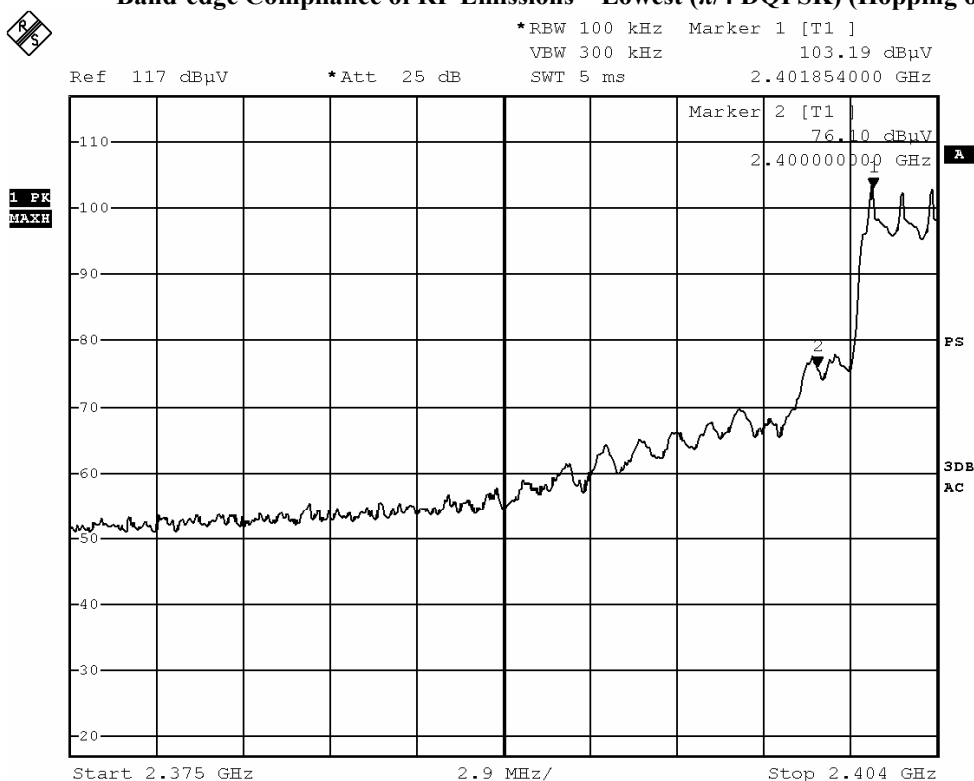
Date : 2017-03-31  
 No. : DM17030075

Page 69 of 96

**Band-edge Compliance of RF Conducted Emissions Measurement:**

Frequency Range [MHz]	Radiated Emission Attenuated below the Fundamental [dB]
2400 – Lowest Fundamental (2402)	27.09

**Band-edge Compliance of RF Emissions – Lowest ( $\pi/4$  DQPSK) (Hopping off)**



**STC (Dongguan) Company Limited**

68 Fumin Nan Road, Dalang, Dongguan, Guangdong, China. Zip Code: 523770

Tel : (86 769) 81119888 Fax : (86 769) 81116222 Email : dgstc@dgstc.org Website : www.dgstc.org

This report shall not be reproduced unless with prior written approval from STC (Dongguan) Company Limited.

For Conditions of issuance of this test report, please refer to "Conditions of Issuance of Test Reports" section or Website.



## Test Report

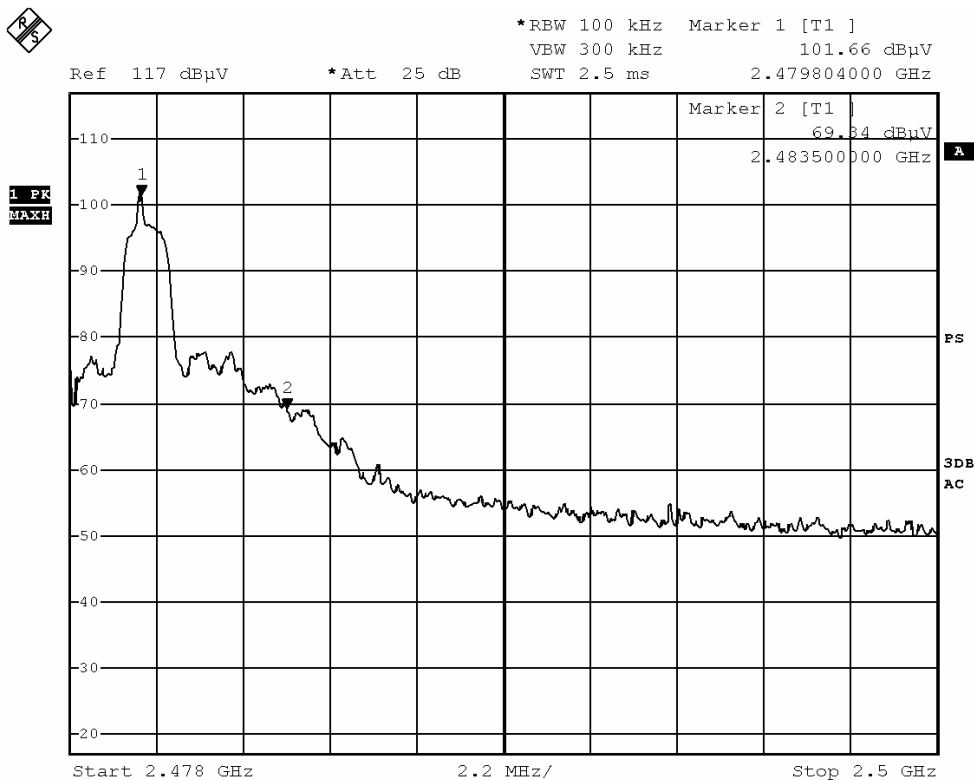
Date : 2017-03-31  
 No. : DM17030075

Page 70 of 96

### Band-edge Compliance of RF Conducted Emissions Measurement:

Frequency Range [MHz]	Radiated Emission Attenuated below the Fundamental [dB]
2483.5 - Highest Fundamental (2480)	32.32

### Band-edge Compliance of RF Emissions – Highest ( $\pi/4$ DQPSK) (Hopping on)



### STC (Dongguan) Company Limited

68 Fumin Nan Road, Dalang, Dongguan, Guangdong, China. Zip Code: 523770

Tel : (86 769) 81119888    Fax : (86 769) 81116222    Email : dgstc@dgstc.org    Website : www.dgstc.org

This report shall not be reproduced unless with prior written approval from STC (Dongguan) Company Limited.

For Conditions of issuance of this test report, please refer to "Conditions of Issuance of Test Reports" section or Website.



## Test Report

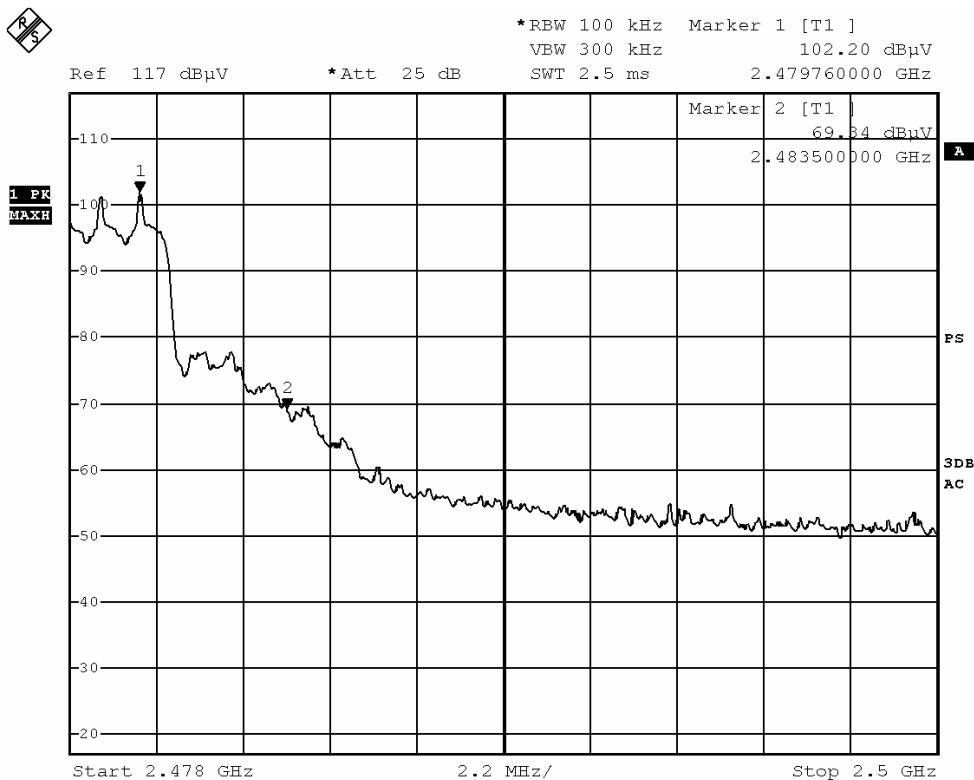
Date : 2017-03-31  
 No. : DM17030075

Page 71 of 96

### Band-edge Compliance of RF Conducted Emissions Measurement:

Frequency Range [MHz]	Radiated Emission Attenuated below the Fundamental [dB]
2483.5 - Highest Fundamental (2480)	32.36

### Band-edge Compliance of RF Emissions – Highest ( $\pi/4$ DQPSK) (Hopping off)



### STC (Dongguan) Company Limited

68 Fumin Nan Road, Dalang, Dongguan, Guangdong, China. Zip Code: 523770

Tel : (86 769) 81119888    Fax : (86 769) 81116222    Email : dgstc@dgstc.org    Website : www.dgstc.org

This report shall not be reproduced unless with prior written approval from STC (Dongguan) Company Limited.

For Conditions of issuance of this test report, please refer to "Conditions of Issuance of Test Reports" section or Website.



## Test Report

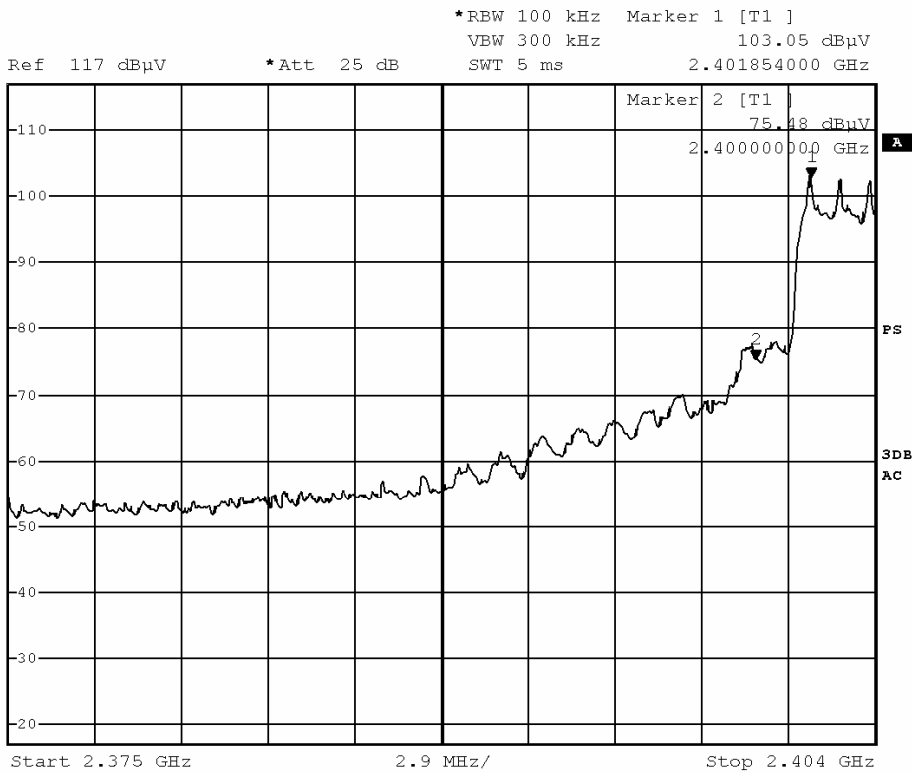
Date : 2017-03-31  
 No. : DM17030075

Page 72 of 96

**Band-edge Compliance of RF Conducted Emissions Measurement:**

Frequency Range [MHz]	Radiated Emission Attenuated below the Fundamental [dB]
2400 – Lowest Fundamental (2402)	27.57

**Band-edge Compliance of RF Emissions – Lowest (8DPSK) (Hopping on)**



**STC (Dongguan) Company Limited**

68 Fumin Nan Road, Dalang, Dongguan, Guangdong, China. Zip Code: 523770

Tel : (86 769) 81119888 Fax : (86 769) 81116222 Email : dgstc@dgstc.org Website : www.dgstc.org

This report shall not be reproduced unless with prior written approval from STC (Dongguan) Company Limited.

For Conditions of issuance of this test report, please refer to "Conditions of Issuance of Test Reports" section or Website.





## Test Report

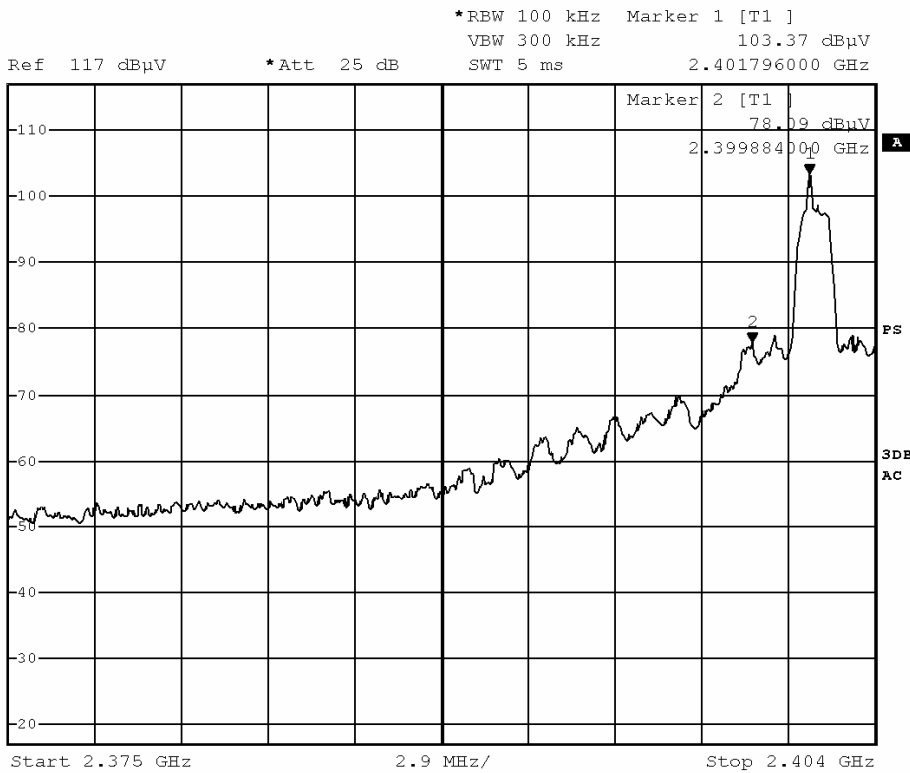
Date : 2017-03-31  
 No. : DM17030075

Page 73 of 96

**Band-edge Compliance of RF Conducted Emissions Measurement:**

Frequency Range [MHz]	Radiated Emission Attenuated below the Fundamental [dB]
2400 – Lowest Fundamental (2402)	25.28

**Band-edge Compliance of RF Emissions – Lowest (8DPSK) (Hopping off)**



**STC (Dongguan) Company Limited**

68 Fumin Nan Road, Dalang, Dongguan, Guangdong, China. Zip Code: 523770

Tel : (86 769) 81119888 Fax : (86 769) 81116222 Email : dgstc@dgstc.org Website : www.dgstc.org

This report shall not be reproduced unless with prior written approval from STC (Dongguan) Company Limited.

For Conditions of issuance of this test report, please refer to "Conditions of Issuance of Test Reports" section or Website.



## Test Report

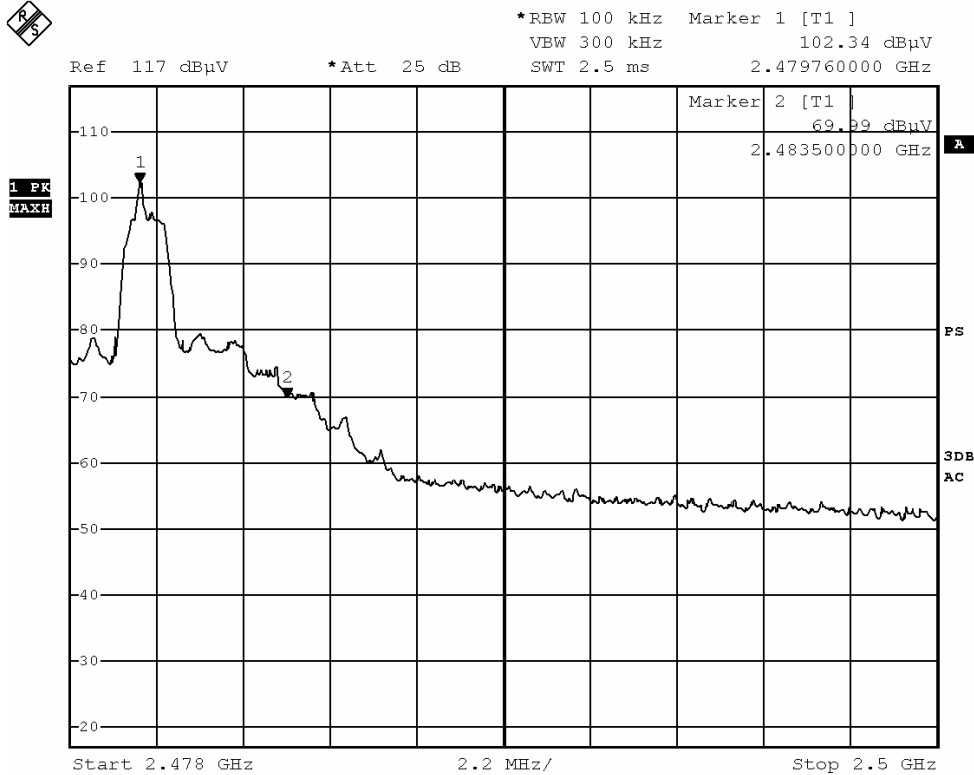
Date : 2017-03-31  
 No. : DM17030075

Page 74 of 96

**Band-edge Compliance of RF Conducted Emissions Measurement:**

Frequency Range [MHz]	Radiated Emission Attenuated below the Fundamental [dB]
2483.5 - Highest Fundamental (2480)	32.35

**Band-edge Compliance of RF Emissions – Highest (8DPSK) (Hopping on)**



**STC (Dongguan) Company Limited**

68 Fumin Nan Road, Dalang, Dongguan, Guangdong, China. Zip Code: 523770

Tel : (86 769) 81119888    Fax : (86 769) 81116222    Email : dgstc@dgstc.org    Website : www.dgstc.org

This report shall not be reproduced unless with prior written approval from STC (Dongguan) Company Limited.

For Conditions of issuance of this test report, please refer to "Conditions of Issuance of Test Reports" section or Website.











## Test Report

Date : 2017-03-31  
No. : DM17030075

Page 79 of 96

### 3.1.8 Time of Occupancy (Dwell Time)

#### Requirements:

The average time of occupancy on any channel shall not be greater than 0.4 seconds within a period of 0.4 seconds multiplied by the number of hopping channel employed.  
No requirements for Digital Transmission System.

#### Spectrum Analyzer Setting:

RBW = 300kHz, VBW ≥ RBW,

Sweep = A longer sweep time to show two successive hops on a channel,

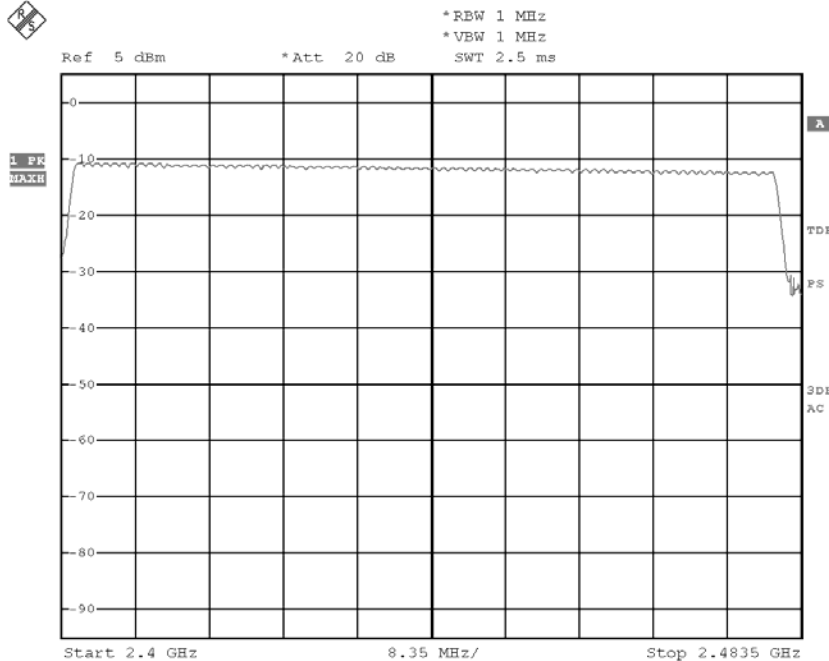
Span = Zero, Detector = Peak, Trace = Max. hold

Dwell Time = Pulse Duration \* hop rate / number of channel \* observation duration

Observed duration: 0.4s x 79 = 31.6s

#### Measurement Data:

##### Channel Occupied in 8DPSK: 79 of 79 Channel



BMP

Date: 16.JUL.2015 14:50:32

### STC (Dongguan) Company Limited

68 Fumin Nan Road, Dalang, Dongguan, Guangdong, China. Zip Code: 523770

Tel : (86 769) 81119888 Fax : (86 769) 81116222 Email : dgstc@dgstc.org Website : www.dgstc.org

This report shall not be reproduced unless with prior written approval from STC (Dongguan) Company Limited.

For Conditions of issuance of this test report, please refer to "Conditions of Issuance of Test Reports" section or Website.



## Test Report

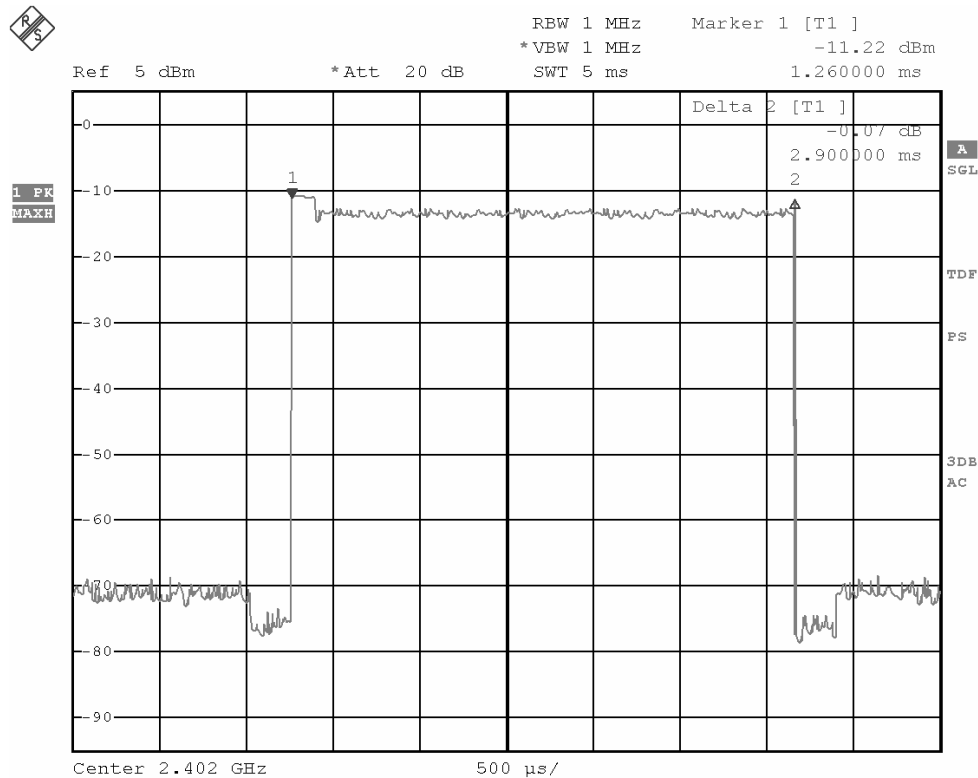
Date : 2017-03-31  
No. : DM17030075

Page 80 of 96

### DH5 Packet:

DH5 Packet permit maximum  $1600/79/6 = 3.37$  hops per second in each channel (5 time slots RX, 1 time slot TX). The Dwell time is the time duration of the pulse times  $3.37 \times 31.6 = 106.6$  within 31.6 seconds

**Fig. A**  
**[Pulse duration of Lowest Channel]**



### STC (Dongguan) Company Limited

68 Fumin Nan Road, Dalang, Dongguan, Guangdong, China. Zip Code: 523770

Tel : (86 769) 81119888 Fax : (86 769) 81116222 Email : dgstc@dgstc.org Website : www.dgstc.org

This report shall not be reproduced unless with prior written approval from STC (Dongguan) Company Limited.

For Conditions of issuance of this test report, please refer to "Conditions of Issuance of Test Reports" section or Website.



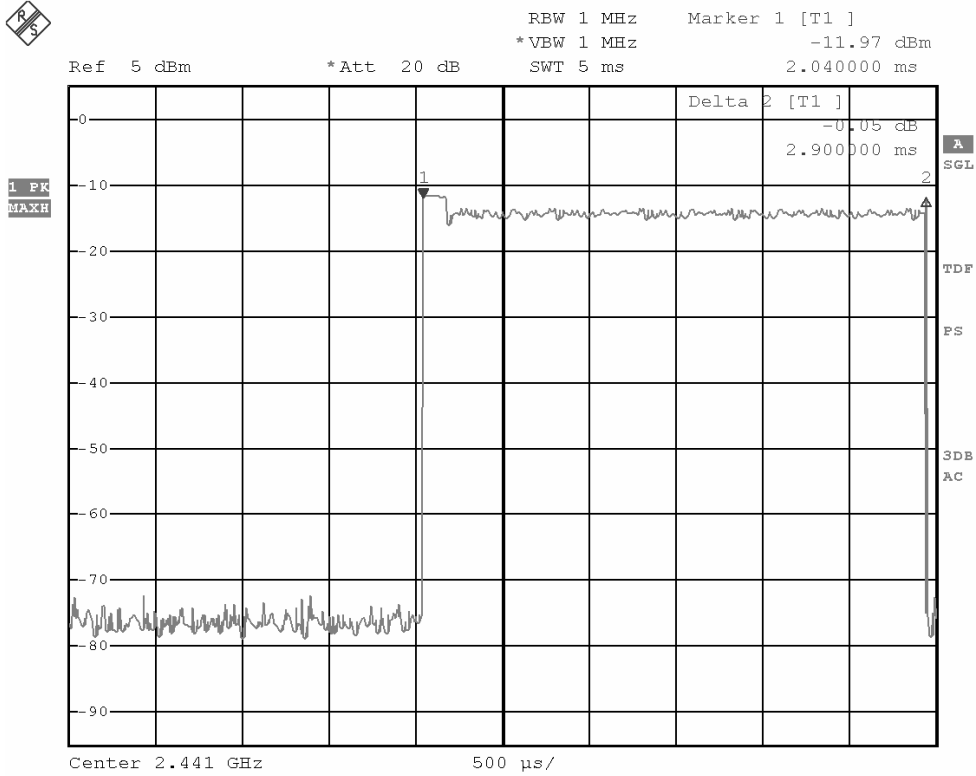


# Test Report

Date : 2017-03-31  
No. : DM17030075

Page 81 of 96

**Fig. B**  
**[Pulse duration of Middle Channel]**



## STC (Dongguan) Company Limited

68 Fumin Nan Road, Dalang, Dongguan, Guangdong, China. Zip Code: 523770

Tel : (86 769) 81119888 Fax : (86 769) 81116222 Email : dgstc@dgstc.org Website : www.dgstc.org

This report shall not be reproduced unless with prior written approval from STC (Dongguan) Company Limited.

For Conditions of issuance of this test report, please refer to "Conditions of Issuance of Test Reports" section or Website.

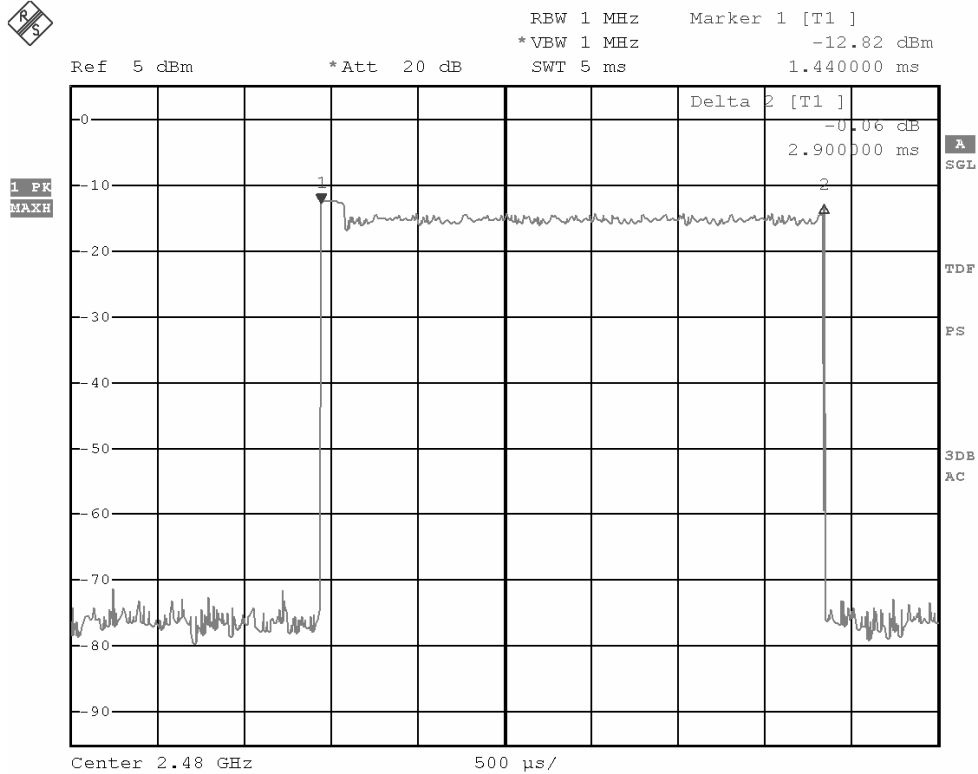


# Test Report

Date : 2017-03-31  
No. : DM17030075

Page 82 of 96

**Fig. C**  
**[Pulse duration of Highest Channel]**



## STC (Dongguan) Company Limited

68 Fumin Nan Road, Dalang, Dongguan, Guangdong, China. Zip Code: 523770

Tel : (86 769) 81119888 Fax : (86 769) 81116222 Email : dgstc@dgstc.org Website : www.dgstc.org

This report shall not be reproduced unless with prior written approval from STC (Dongguan) Company Limited.

For Conditions of issuance of this test report, please refer to "Conditions of Issuance of Test Reports" section or Website.



## Test Report

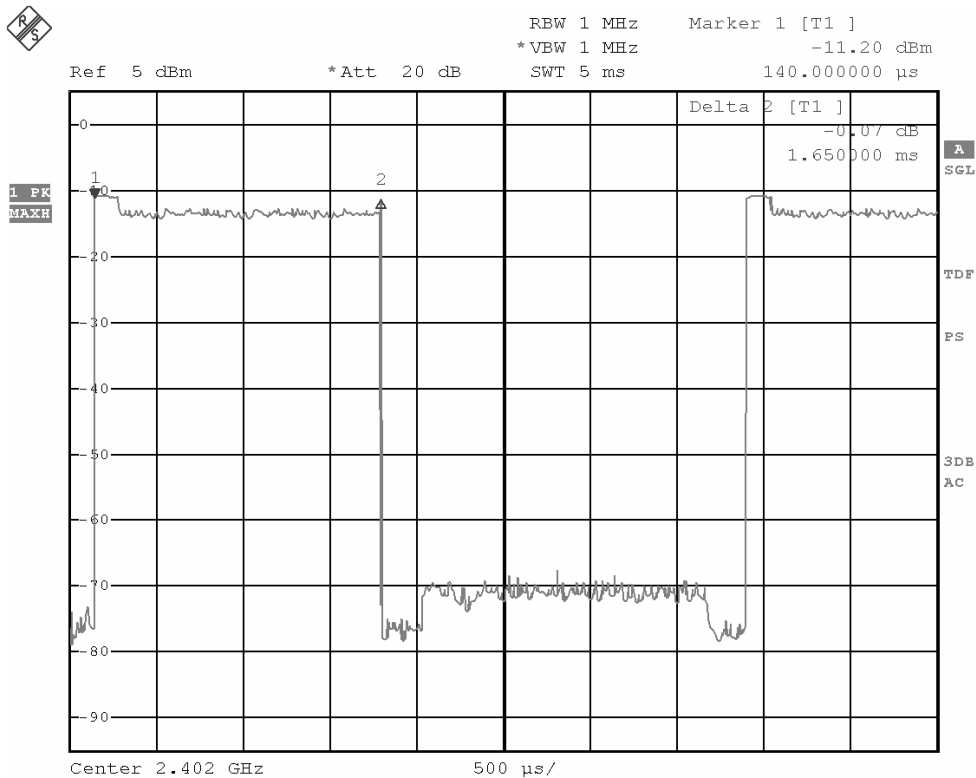
Date : 2017-03-31  
No. : DM17030075

Page 83 of 96

### DH3 Packet:

DH3 Packet permit maximum  $1600/79/4 = 5.06$  hops per second in each channel (3 time slots RX, 1 time slot TX). The Dwell time is the time duration of the pulse times  $5.06 \times 31.6 = 160$  within 31.6 seconds

**Fig. D**  
**[Pulse duration of Lowest Channel]**



### STC (Dongguan) Company Limited

68 Fumin Nan Road, Dalang, Dongguan, Guangdong, China. Zip Code: 523770

Tel : (86 769) 81119888 Fax : (86 769) 81116222 Email : dgstc@dgstc.org Website : www.dgstc.org

This report shall not be reproduced unless with prior written approval from STC (Dongguan) Company Limited.

For Conditions of issuance of this test report, please refer to "Conditions of Issuance of Test Reports" section or Website.

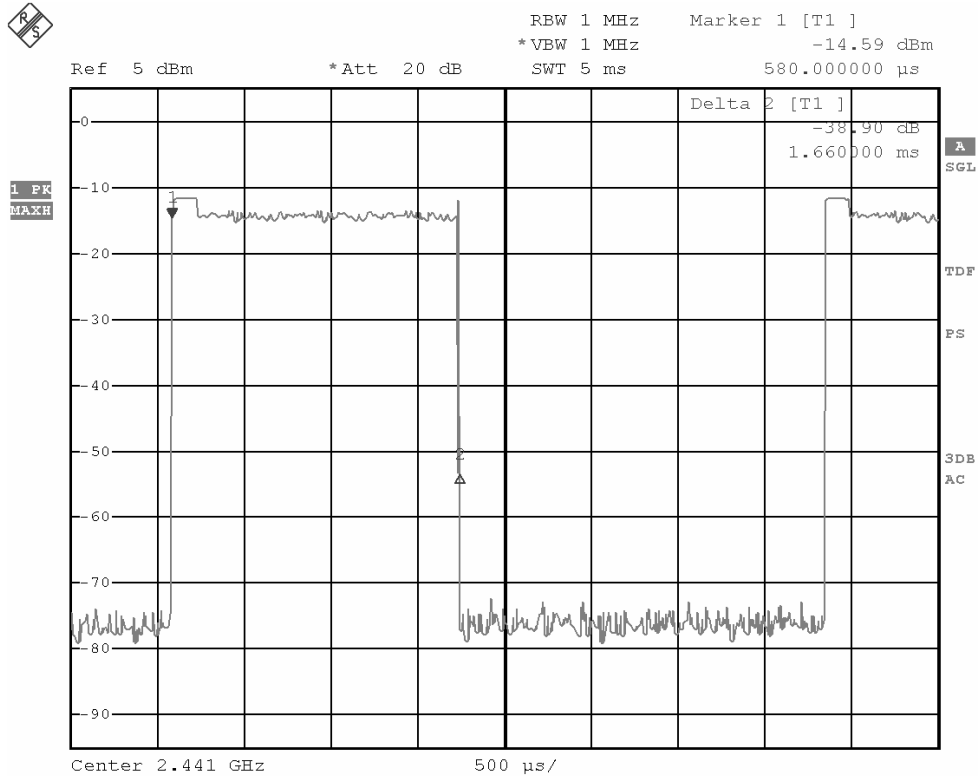


# Test Report

Date : 2017-03-31  
No. : DM17030075

Page 84 of 96

**Fig. E**  
**[Pulse duration of Middle Channel]**



## STC (Dongguan) Company Limited

68 Fumin Nan Road, Dalang, Dongguan, Guangdong, China. Zip Code: 523770

Tel : (86 769) 81119888 Fax : (86 769) 81116222 Email : dgstc@dgstc.org Website : www.dgstc.org

This report shall not be reproduced unless with prior written approval from STC (Dongguan) Company Limited.

For Conditions of issuance of this test report, please refer to "Conditions of Issuance of Test Reports" section or Website.

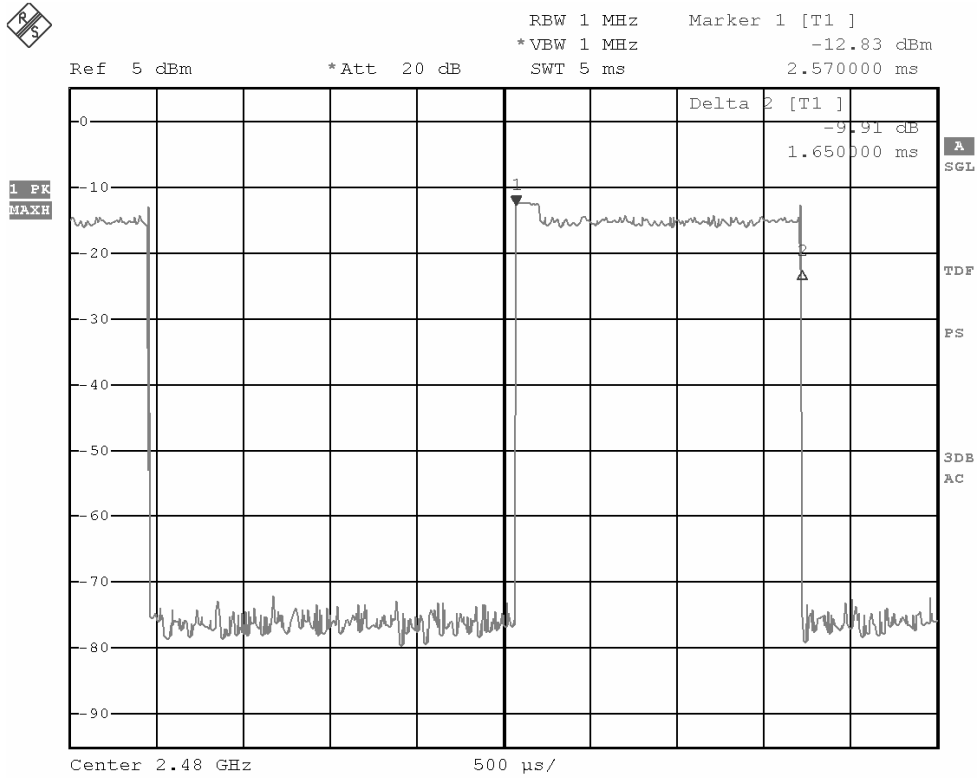


# Test Report

Date : 2017-03-31  
No. : DM17030075

Page 85 of 96

**Fig. F**  
**[Pulse duration of Highest Channel]**



## STC (Dongguan) Company Limited

68 Fumin Nan Road, Dalang, Dongguan, Guangdong, China. Zip Code: 523770

Tel : (86 769) 81119888 Fax : (86 769) 81116222 Email : dgstc@dgstc.org Website : www.dgstc.org

This report shall not be reproduced unless with prior written approval from STC (Dongguan) Company Limited.

For Conditions of issuance of this test report, please refer to "Conditions of Issuance of Test Reports" section or Website.



## Test Report

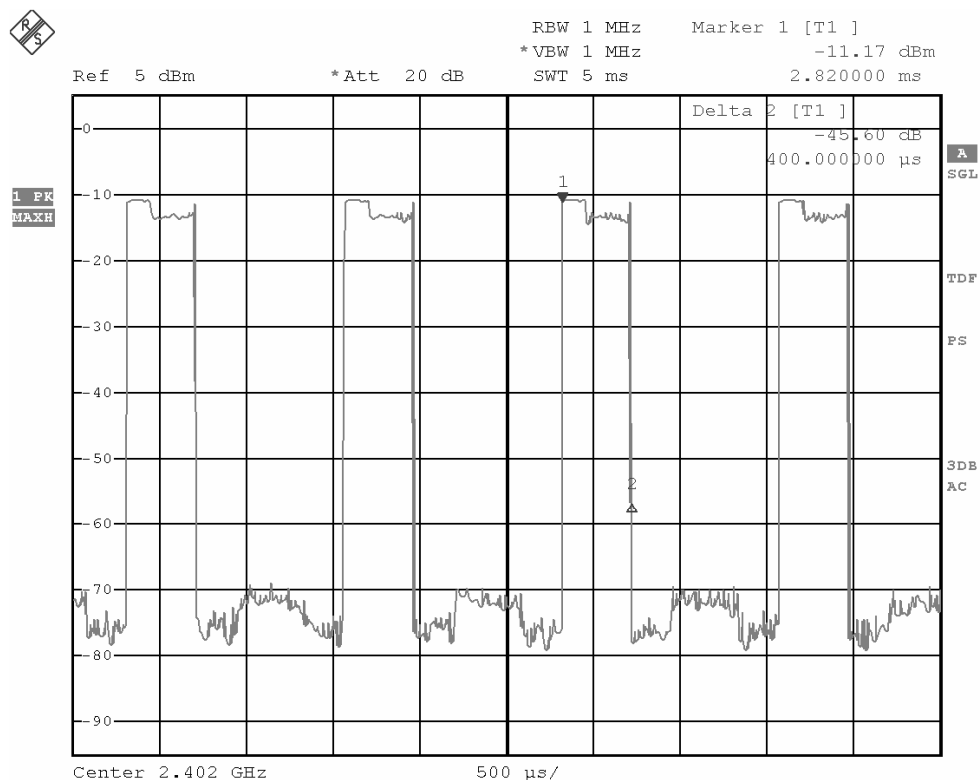
Date : 2017-03-31  
No. : DM17030075

Page 86 of 96

### DH1 Packet:

DH1 Packet permit maximum  $1600/79/2 = 10.12$  hops per second in each channel (3 time slots RX, 1 time slot TX). The Dwell time is the time duration of the pulse times  $10.12 \times 31.6 = 320$  within 31.6 seconds

**Fig. G**  
**[Pulse duration of Lowest Channel]**



### STC (Dongguan) Company Limited

68 Fumin Nan Road, Dalang, Dongguan, Guangdong, China. Zip Code: 523770

Tel : (86 769) 81119888 Fax : (86 769) 81116222 Email : dgstc@dgstc.org Website : www.dgstc.org

This report shall not be reproduced unless with prior written approval from STC (Dongguan) Company Limited.

For Conditions of issuance of this test report, please refer to "Conditions of Issuance of Test Reports" section or Website.

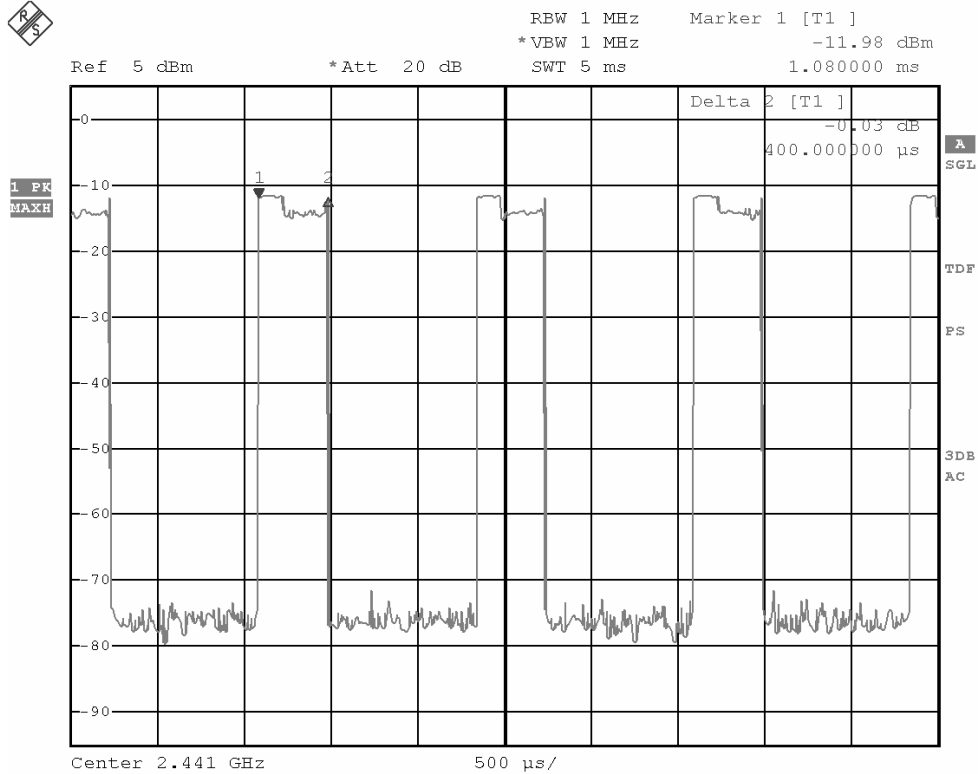


# Test Report

Date : 2017-03-31  
No. : DM17030075

Page 87 of 96

**Fig. H**  
**[Pulse duration of Middle Channel]**



## STC (Dongguan) Company Limited

68 Fumin Nan Road, Dalang, Dongguan, Guangdong, China. Zip Code: 523770

Tel : (86 769) 81119888 Fax : (86 769) 81116222 Email : dgstc@dgstc.org Website : www.dgstc.org

This report shall not be reproduced unless with prior written approval from STC (Dongguan) Company Limited.

For Conditions of issuance of this test report, please refer to "Conditions of Issuance of Test Reports" section or Website.

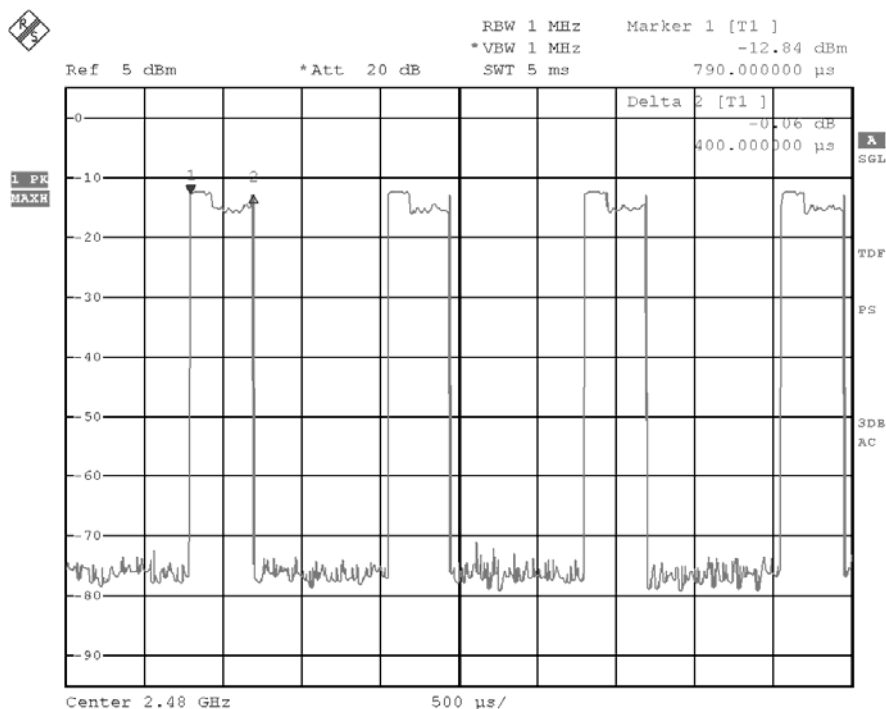


## Test Report

Date : 2017-03-31  
 No. : DM17030075

Page 88 of 96

**Fig. I**  
**[Pulse duration of Highest Channel]**



**Time of occupancy (Dwell Time):**

Data Packet	Frequency (MHz)	Pulse Duration (ms)	Dwell Time (s)	Limits (s)	Test Results
DH5	2402	2.910	0.310	0.400	Complies
DH5	2441	2.910	0.310	0.400	Complies
DH5	2480	2.910	0.310	0.400	Complies
DH3	2402	1.650	0.264	0.400	Complies
DH3	2441	1.660	0.265	0.400	Complies
DH3	2480	1.650	0.264	0.400	Complies
DH1	2402	0.400	0.128	0.400	Complies
DH1	2441	0.400	0.128	0.400	Complies
DH1	2480	0.400	0.128	0.400	Complies

**STC (Dongguan) Company Limited**

68 Fumin Nan Road, Dalang, Dongguan, Guangdong, China. Zip Code: 523770

Tel : (86 769) 81119888    Fax : (86 769) 81116222    Email : dgstc@dgstc.org    Website : www.dgstc.org

This report shall not be reproduced unless with prior written approval from STC (Dongguan) Company Limited.

For Conditions of issuance of this test report, please refer to "Conditions of Issuance of Test Reports" section or Website.





## Test Report

Date : 2017-03-31  
No. : DM17030075

Page 89 of 96

### 3.1.9 Channel Centre Frequency

#### **Requirements:**

Frequency hopping system in the 2400-2483.5MHz band shall use at least 79 (Channel 1 to 79) non-overlapping channels.

The EUT operates in according with the Bluetooth system specification within the 2400 - 2483.5 MHz frequency band.

RF channels for Bluetooth systems are spaced 1 MHz and are ordered in channel number k. In order to comply with out-of-band regulations, a lower frequency guard band of 2.0 MHz and a higher frequency guard band of 3.5MHz is used.

The operating frequencies of each channel are as follows:

First RF channel start from 2400MHz + 2MHz guard band = 2402MHz

Frequency of RF Channel = 2402+k MHz, k = 1,...,79 (Channel separation = 1MHz)

#### **STC (Dongguan) Company Limited**

68 Fumin Nan Road, Dalang, Dongguan, Guangdong, China. Zip Code: 523770

Tel : (86 769) 81119888 Fax : (86 769) 81116222 Email : dgstc@dgstc.org Website : www.dgstc.org

This report shall not be reproduced unless with prior written approval from STC (Dongguan) Company Limited.

For Conditions of issuance of this test report, please refer to "Conditions of Issuance of Test Reports" section or Website.



## Test Report

Date : 2017-03-31  
No. : DM17030075

Page 90 of 96

### **3.1.10 Pseudorandom Hopping Algorithm**

#### **Requirements:**

The channel frequencies shall be selected from a pseudorandom ordered list of hopping frequencies. Each frequency must be used equally by the transmitter.

#### **EUT Pseudorandom Hopping Algorithm**

The EUT is a Bluetooth device, the Pseudo-random hopping pattern; hopping characteristics and algorithm are based on the Bluetooth specification.

#### **STC (Dongguan) Company Limited**

68 Fumin Nan Road, Dalang, Dongguan, Guangdong, China. Zip Code: 523770

Tel : (86 769) 81119888 Fax : (86 769) 81116222 Email : dgstc@dgstc.org Website : www.dgstc.org

This report shall not be reproduced unless with prior written approval from STC (Dongguan) Company Limited.

For Conditions of issuance of this test report, please refer to "Conditions of Issuance of Test Reports" section or Website.



## Test Report

Date : 2017-03-31  
No. : DM17030075

Page 91 of 96

### 3.1.11 Antenna Requirement

Test Requirements: § 15.203

#### Test Specification:

An intentional radiator shall be designed to ensure that no antenna other than that furnished by the responsible party shall be used with the device. The use of a permanently attached antenna or of an antenna that uses a unique coupling to the intentional radiator shall be considered sufficient to comply with the provisions of this section. The manufacturer may design the unit so that a broken antenna can be replaced by the user, but the use of a standard antenna jack or electrical connector is prohibited.

#### Test Results:

This is PCB antenna. There is no external antenna, the antenna gain = 0dBi. User is unable to remove or changed the Antenna.

### STC (Dongguan) Company Limited

68 Fumin Nan Road, Dalang, Dongguan, Guangdong, China. Zip Code: 523770

Tel : (86 769) 81119888 Fax : (86 769) 81116222 Email : dgstc@dgstc.org Website : www.dgstc.org

This report shall not be reproduced unless with prior written approval from STC (Dongguan) Company Limited.

For Conditions of issuance of this test report, please refer to "Conditions of Issuance of Test Reports" section or Website.



## Test Report

Date : 2017-03-31  
No. : DM17030075

Page 92 of 96

### Appendix A

#### List of Measurement Equipment

EQP NO.	DESCRIPTION	MANUFACTURER	MODEL NO.	SERIAL NO.	LAST CAL	DUE CAL
EMD004	LISN	ROHDE & SCHWARZ	ESH3-Z5	100102	2016.3.29	2018.3.29
EMD022	EMI Test Receiver	ROHDE & SCHWARZ	ESCS30	100314	2016.3.29	2018.3.29
EMD035	EMI Test Receiver	ROHDE & SCHWARZ	ESCI	100441	2016.3.29	2018.3.29
EMD036	EMI Test Receiver	ROHDE & SCHWARZ	ESIB 26	100388	2016.3.29	2018.3.29
EMD041	TWO-LINE V-NETWORK	ROHDE & SCHWARZ	ENV216	100261	2016.3.29	2018.3.29
EMD061	Biconilog Antenna	ETS.LINDGREN	3142C	00060439	2016.12.30	2018.12.30
EMD062	Double-Ridged Waveguide (1GHz – 18GHz)	ETS.LINDGREN	3117	00075933	2014.11.15	2017.11.15
EMD084	MULTI-DVICE CONTROLLER	ETS.LINDGREN	2090	00060107	N/A	N/A
EMD088	Video Contol Unit	ETS.LINDGREN	Y21953A	2601073	N/A	N/A
EMD093	Monitor	ViewSonic	VA9036	Q8X064201876	N/A	N/A
EMD102	Intelligent Frequency	Ainuo Instrument Co., Ltd	AN97005SS	79707454	N/A	N/A
EMD103	Intelligent Frequency	Ainuo Instrument Co., Ltd	AN97005SS	79707455	N/A	N/A
EMD105	FACT-3 EMC Chamber	ETS.LINDGREN	FACT-3	3803	N/A	N/A
EMD106	Shielding Room #1	ETS.LINDGREN	RFD-100	3802	N/A	N/A
EMD111	Power meter	ROHDE & SCHWARZ	NRVD	102051	2016.3.29	2018.3.29
	100V Insertion Unit	ROHDE & SCHWARZ	URV5-Z4	100464	2016.3.29	2018.3.29
EMD113	Pre-Amplifier	ROHDE & SCHWARZ	N/A	1129588	2016.3.29	2018.3.29
EMD124	Loop Antenna	ETS-Lindgren	6502	00104905	2016.05.23	2018.05.23
EMD131	Standard Gain Horn Antenna (18GHz – 26.5GHz)	Chengdu AINFO Inc.	JXTXLB-42-15-C-KF	J2021100721001	2015.04.09	2017.04.09
RE01	RF cable	N/A	N/A	N/A	2016-9-28	2018-9-27
RE02	RF cable	N/A	N/A	N/A	2016-9-28	2018-9-27

Remarks:-

N/A Not Applicable or Not Available

#### STC (Dongguan) Company Limited

68 Fumin Nan Road, Dalang, Dongguan, Guangdong, China. Zip Code: 523770

Tel : (86 769) 81119888 Fax : (86 769) 81116222 Email : dgstc@dgstc.org Website : www.dgstc.org

This report shall not be reproduced unless with prior written approval from STC (Dongguan) Company Limited.

For Conditions of issuance of this test report, please refer to "Conditions of Issuance of Test Reports" section or Website.

## Test Report

Date : 2017-03-31  
No. : DM17030075

Page 93 of 96

### Appendix B

#### Photographs of EUT

**Front View of the product**




**Rear View of the product**




**Inside View of the product**



**Inner Circuit Top View**



**Inner Circuit Bottom View**



**Inner Circuit Top View**



### **STC (Dongguan) Company Limited**

68 Fumin Nan Road, Dalang, Dongguan, Guangdong, China. Zip Code: 523770

Tel : (86 769) 81119888 Fax : (86 769) 81116222 Email : dgstc@dgstc.org Website : www.dgstc.org

This report shall not be reproduced unless with prior written approval from STC (Dongguan) Company Limited.

For Conditions of issuance of this test report, please refer to "Conditions of Issuance of Test Reports" section or Website.


## Test Report

Date : 2017-03-31  
No. : DM17030075

Page 94 of 96

### Photographs of EUT

**Inner Circuit Bottom View**



**Inner Circuit Top View**



**Inner Circuit Bottom View**



### **STC (Dongguan) Company Limited**

68 Fumin Nan Road, Dalang, Dongguan, Guangdong, China. Zip Code: 523770

Tel : (86 769) 81119888 Fax : (86 769) 81116222 Email : dgstc@dgstc.org Website : www.dgstc.org

This report shall not be reproduced unless with prior written approval from STC (Dongguan) Company Limited.

For Conditions of issuance of this test report, please refer to "Conditions of Issuance of Test Reports" section or Website.


## Test Report

Date : 2017-03-31  
No. : DM17030075

Page 95 of 96

### Photographs of EUT

**Measurement of Radiated Emission Test Set Up**



**Measurement of Radiated Emission Test Set Up**



### **STC (Dongguan) Company Limited**

68 Fumin Nan Road, Dalang, Dongguan, Guangdong, China. Zip Code: 523770

Tel : (86 769) 81119888 Fax : (86 769) 81116222 Email : dgstc@dgstc.org Website : www.dgstc.org

This report shall not be reproduced unless with prior written approval from STC (Dongguan) Company Limited.

For Conditions of issuance of this test report, please refer to "Conditions of Issuance of Test Reports" section or Website.

## Test Report

Date : 2017-03-31  
No. : DM17030075

Page 96 of 96

### Photographs of EUT

**Measurement of Radiated Emission Test Set Up**



**Measurement of Conducted Emission Test Set Up**



\*\*\*\*\* End of Test Report \*\*\*\*\*

### **STC (Dongguan) Company Limited**

68 Fumin Nan Road, Dalang, Dongguan, Guangdong, China. Zip Code: 523770

Tel : (86 769) 81119888 Fax : (86 769) 81116222 Email : dgstc@dgstc.org Website : www.dgstc.org

This report shall not be reproduced unless with prior written approval from STC (Dongguan) Company Limited.

For Conditions of issuance of this test report, please refer to "Conditions of Issuance of Test Reports" section or Website.



## Conditions of Issuance of Test Reports

1. All samples and goods are accepted by The STC (Dongguan) Company Limited (the “Company”) solely for testing and reporting in accordance with the following terms and conditions. The Company provides its services on the basis that such terms and conditions constitute express agreement between the Company and any person, firm or company requesting its services (the “Clients”).
2. Any report issued by the Company as a result of this application for testing service (the “Report”) shall be issued in confidence to the Clients and the Report will be strictly treated as such by the Company. It may not be reproduced either in its entirety or in part and it may not be used for advertising or other unauthorized purposes without the written consent of the Company. The Clients to whom the Report is issued may, however, show or send it, or a certified copy thereof prepared by the Company to his customer, supplier or other persons directly concerned. The Company will not, without the consent of the Clients, enter into any discussion or correspondence with any third party concerning the contents of the Report, unless required by the relevant governmental authorities, laws or court orders.
3. The Company shall not be called or be liable to be called to give evidence or testimony on the Report in a court of law without its prior written consent, unless required by the relevant governmental authorities, laws or court orders.
4. The Report refers only to the sample tested and does not apply to the bulk, unless the sampling has been carried out by the Company and is stated as such in the Report.
5. In the event of the improper use the report as determined by the Company, the Company reserves the right to withdraw it, and to adopt any other additional remedies which may be appropriate.
6. Sample submitted for testing are accepted on the understanding that the Report issued cannot form the basis of, or be the instrument for, any legal action against the Company.
7. The Company will not be liable for or accept responsibility for any loss or damage howsoever arising from the use of information contained in any of its Reports or in any communication whatsoever about its said tests or investigations.
8. Clients wishing to use the Report in court proceedings or arbitration shall inform the Company to that effect prior to submitting the sample for testing.
9. Subject to the variable length of retention time for test data and report stored hereinto as to otherwise specifically required by individual accreditation authorities, the Company will only keep the supporting test data and information of this test report for a period of three years. The data and information will be disposed of after the aforementioned retention period has elapsed. Under no circumstances shall we provide any data and information which has been disposed of after the retention period. Under no circumstances shall we be liable for damages of any kind, including (but not limited to) compensatory damages, lost profits, lost data, or any form of special, incidental, indirect, consequential or punitive damages of any kind, whether based on breach of contract of warranty, tort (including negligence), product liability or otherwise, even if we are informed in advance of the possibility of such damages.
10. Issuance records of the Report are available on the internet at [dgstc@dgstc.org](mailto:dgstc@dgstc.org). Further enquiry of validity or verification of the Reports should be addressed to the Company.