


FCC ID: 2AAMXLCE20A1000

IC: 11250A-LCE20A1000




Radiated Spurious Emissions 30MHz – 1GHz



Radiated Spurious Emissions 1GHz – 6GHz

FCC ID: 2AAMXLCE20A1000

IC: 11250A-LCE20A1000




Radiated Spurious Emissions 6GHz – 10GHz




X Orientation

FCC ID: 2AAMXLCE20A1000

IC: 11250A-LCE20A1000




Y Orientation



Z Orientation

FCC ID: 2AAMXLCE20A1000

IC: 11250A-LCE20A1000



Antenna Port Measurements



AC Line Conducted Emissions