



Conducted EMI at the antenna port



Conducted EMI at the antenna port


Radiated EMI spurious



EMI Radiated – 30 to 1000MHz




EMI Radiated – 1-10GHz




X - Orientation





Y - Orientation



Z - Orientation