



PHOTOGRAPHS OF THE TESTSETUP OF A

**BRAND Tacx, MODEL T8000
(BLE)**

TÜV Rheinland Nederland B.V.
Eiberkamp 10
9351VT Leek
The Netherlands

Telephone: +31 888887888
Internet: www.tuv.com/nl
E-mail: products@nl.tuv.com



Table of contents

PHOTOGRAPHS OF THE TESTSETUP.....	3
1.1 RADIATED EMISSIONS.....	3
1.1.1 <i>Radiated emissions setup below 1 GHz.</i>	3
1.1.2 <i>Radiated emissions setup above 1 GHz, up to 18 GHz.</i>	4
1.1.3 <i>Radiated emissions setup above 1 GHz, 18 G up to 25 GHz.</i>	4
1.1.4 <i>Radiated emissions setup detail, front and rear side.</i>	5
1.2 ANTENNA PORT CONDUCTED TESTS	6
1.2.1 <i>Conducted tests testsetup overview</i>	6
2 AC POWER LINE CONDUCTED EMISSIONS TEST SETUP.....	7


1 Photographs of the test setup.

1.1 Radiated emissions.


1.1.1 Radiated emissions setup below 1 GHz.




1.1.2 Radiated emissions setup above 1 GHz, up to 18 GHz.



1.1.3 Radiated emissions setup above 1 GHz, 18 G up to 25 GHz





1.1.4 Radiated emissions setup detail, front and rear side.





1.2 Antenna Port Conducted Tests

1.2.1 Conducted tests test setup overview





2 AC Power Line Conducted Emissions Test Setup



END OF DOCUMENT