

**PHOTOGRAPHS OF THE TESTSETUP OF A
DIGITAL TRANSMISSION SYSTEM (DTS),
OPERATING IN THE RANGE 2400-2483.5 MHz,
BRAND Tacx, MODEL T2900.**

**16041502.p03
September 23, 2016**

TÜV Rheinland Nederland B.V.
Eiberkamp 10
9351VT Leek
The Netherlands

Telephone: +31 594 505005
Telefax: +31 594 504804
Internet: www.tuv.com/nl
E-mail: products@nl.tuv.com



Description of test item

Test item : Digital Transmission System (DTS)
Manufacturer : Tacx b.v.
Brand : Tacx
Model(s) : T2900
Serial number(s) : 861600008 (conducted tests) and 861600019 (radiated tests)
Revision : --
FCC ID : 2AAMI-T2900
IC : 11353A-T2900
Receipt date : September 08, 2016

Applicant information

Applicant's representative : Martin Smits
Company : Tacx b.v.
Address : Rijksstraatweg 52
Postal code : 2241BW,
City : Wassenaar
Country : Netherlands
Telephone number : +31705119259
Telefax number : +31705116411
e-mail address : martin@Tacx.nl

Report written by : R. van der Meer
Report date : September 23, 2016



Table of contents


PHOTOGRAPHS OF THE TESTSETUP	4
1.1 RADIATED EMISSIONS.....	4
1.1.1 <i>Radiated emissions setup below 1 GHz</i>	4
1.1.2 <i>Radiated emissions setup above 1 GHz, up to 18 GHz</i>	5
1.1.3 <i>Radiated emissions setup above 1 GHz, 18 G up to 25 GHz</i>	5
1.1.4 <i>Radiated emissions setup detail, front and rear side</i>	6
1.2 ANTENNA PORT CONDUCTED TESTS	7
1.2.1 <i>Conducted tests testsetup overview</i>	7
2 AC POWER LINE CONDUCTED EMISSIONS TEST SETUP	8



Photographs of the testsetup.


1.1 Radiated emissions.

1.1.1 Radiated emissions setup below 1 GHz.






1.1.2 Radiated emissions setup above 1 GHz, up to 18 GHz.





1.1.3 Radiated emissions setup above 1 GHz, 18 G up to 25 GHz







1.1.4 Radiated emissions setup detail, front and rear side.



1.2 Antenna Port Conducted Tests

1.2.1 Conducted tests testsetup overview





2 AC Power Line Conducted Emissions Test Setup

