

**PHOTOGRAPHS OF THE TESTSETUP OF A
DIGITAL TRANSMISSION SYSTEM (DTS),**

**BRAND Tacx, MODEL T2850
(ANT)**

TÜV Rheinland Nederland B.V.
Eiberkamp 10
9351VT Leek
The Netherlands

Telephone: +31 888887888
Internet: www.tuv.com/nl
E-mail: products@nl.tuv.com




Table of contents

1	PHOTOGRAPHS OF THE TEST SETUP	3
1.1	RADIATED EMISSIONS.	3
1.1.1	<i>Radiated emissions setup below 1 GHz.....</i>	<i>3</i>
1.1.2	<i>Radiated emissions setup above 1 GHz, up to 18 GHz.....</i>	<i>4</i>
1.1.3	<i>Radiated emissions setup above 1 GHz, 18 G up to 25 GHz.....</i>	<i>4</i>
1.1.4	<i>Radiated emissions setup detail, front and rear side.....</i>	<i>5</i>
1.2	ANTENNA PORT CONDUCTED TESTS.....	6
1.2.1	<i>Conducted tests testsetup overview.....</i>	<i>6</i>
2	AC POWER LINE CONDUCTED EMISSIONS TEST SETUP	7

1 Photographs of the test setup.


1.1 Radiated emissions.

1.1.1 Radiated emissions setup below 1 GHz.






1.1.2 Radiated emissions setup above 1 GHz, up to 18 GHz.



1.1.3 Radiated emissions setup above 1 GHz, 18 G up to 25 GHz






1.1.4 Radiated emissions setup detail, front and rear side.





1.2 Antenna Port Conducted Tests

1.2.1 Conducted tests test setup overview





2 AC Power Line Conducted Emissions Test Setup

