

**PHOTOGRAPHS OF THE TESTSETUP OF A
WIRELESS COMMUNICATION SYSTEM,
OPERATING IN THE RANGE 2400-2483.5 MHz,
BRAND Tacx, MODEL T2780 Bushido.**

**14103002.p03
February 04, 2015**

FCC listed : 90828
Industry Canada : 2932G-2
R&TTE, LVD, EMC Notified Body : 1856

TÜV Rheinland Nederland B.V.
Eiberkamp 10
9351VT Leek
The Netherlands

Telephone: +31 594 505005
Telefax: +31 594 504804
Internet: www.tuv.com/nl
E-mail: info@nl.tuv.com



Description of test item

Test item : Wireless Communication System
Manufacturer : Tacx b.v.
Brand : Tacx
Model(s) : T2780 Bushido
Serial number(s) : 841406420
Revision : --
FCC ID : 2AAMI-T2780
IC : 11353A-T2780
Receipt date : January 20, 2015

Applicant information

Applicant's representative : Martin Smits
Company : Tacx b.v.
Address : Rijksstraatweg 52
Postal code : 2241BW,
City : Wassenaar
Country : Netherlands
Telephone number : +31705119259
Telefax number : +31705116411
e-mail address : martin@Tacx.nl

Report written by : R. van der Meer

Report date : February 04, 2015



Table of contents


PHOTOGRAPHS OF THE TESTSETUP.....	4
1.1 RADIATED EMISSIONS.....	4
1.1.1 <i>Radiated emissions setup below 1 GHz.....</i>	<i>4</i>
1.1.2 <i>Radiated emissions setup above 1 GHz.....</i>	<i>5</i>
1.1.3 <i>Radiated emissions setup detail, front and rear side.</i>	<i>6</i>
1.2 ANTENNA PORT CONDUCTED TESTS	7
1.2.1 <i>Conducted tests testsetup overview</i>	<i>7</i>



Photographs of the testsetup.


1.1 Radiated emissions.

1.1.1 Radiated emissions setup below 1 GHz.







1.1.2 Radiated emissions setup above 1 GHz





1.1.3 Radiated emissions setup detail, front and rear side.





1.2 Antenna Port Conducted Tests

1.2.1 Conducted tests testsetup overview

