

**PHOTOGRAPHS OF THE INTERIOR OF AN
WIRELESS COMMUNICATION SYSTEM,
OPERATING IN THE RANGE 2400-2483.5 MHz,
BRAND Tacx, MODEL T2180 Vortex.**

**14081901.p01
November 18, 2014**

FCC listed : 90828
Industry Canada : 2932G-2
R&TTE, LVD, EMC Notified Body : 1856

TÜV Rheinland Nederland B.V.
Eiberkamp 10
9351VT Leek
The Netherlands

Telephone: +31 594 505005
Telefax: +31 594 504804
Internet: www.tuv.com/nl
E-mail: info@tuv-eps.com



Description of test item

Test item : Wireless Communication System
Manufacturer : Tacx b.v.
Brand : Tacx
Model(s) : T2180 Vortex
Serial number(s) : 801407091
Revision : --
FCC ID : 2AAMI-T2180
IC : 11353A-T2180
Receipt date : October 07, 2014

Applicant information

Applicant's representative : Martin Smits
Company : Tacx b.v.
Address : Rijksstraatweg 52
Postal code : 2241BW,
City : Wassenaar
Country : Netherlands
Telephone number : +31705119259
Telefax number : +31705116411
e-mail address : martin@Tacx.nl

Report written by : R. van der Meer

Report date : November 18, 2014



Table of contents

1.1	INTERNAL VIEW 1, LEFT SIDE UNIT REMOVED FROM MAIN UNIT	4
1.2	INTERNAL VIEW 2, PCB AS MOUNTED IN THE LEFT SIDE UNIT	5
1.3	INNER ASSEMBLY.....	6
1.3.1	<i>Inner assembly, PCB disassembled</i>	6
1.4	INNER ASSEMBLY, PCB VIEW	7
1.4.1	<i>PCB view, Front side</i>	7
1.4.2	<i>PCB view - Rear side</i>	8




1.1 Internal view 1, left side unit removed from main unit.



Left side unit, holding the transmitters, removed from main unit




1.2 Internal view 2, PCB as mounted in the left side unit





1.3 Inner assembly


1.3.1 Inner assembly, PCB disassembled





1.4 Inner assembly, PCB view

1.4.1 PCB view, Front side





1.4.2 PCB view - Rear side

