

**PHOTOGRAPHS OF THE TESTSETUP OF A
DIGITAL TRANSMISSION SYSTEM, USB Antenna,
BRAND Tacx,
MODEL T2028**

**13053102.p03
September 11, 2013**

FCC listed : 90828
Industry Canada : 2932G-2
R&TTE, LVD, EMC Notified Body : 1856

**TÜV Rheinland EPS
P.O. Box 37
9350 AA Leek (NL)
Eiberkamp 10
9351 VT Leek (NL)**

Telephone: +31 594 505005
Telefax: +31 594 504804

Internet: www.tuv-eps.com
E-mail: info@tuv-eps.com

Description of test item

Test item : Digital Transmission System, USB Antenna
Manufacturer : Tacx b.v.
Brand : Tacx
Model : T2028
Serial number(s) : --
FCC ID : 2AAMI-T2028
IC : 11353A-T2028

Applicant information

Applicant's representative : Martin Smits
Company : Tacx b.v.
Address : Rijksstraatweg 52
Postal code : 2241BW
City : Wassenaar
Country : Netherlands
Telephone number : +31705119259
e-mail address : martin@tacx.nl



Table of contents

1	PHOTOGRAPHS OF THE TESTSETUP.	4
1.1	RADIATED EMISSIONS.	4
1.1.1	<i>Radiated emissions overview</i>	4
1.1.2	<i>Radiated emissions, testsetup arrangement views</i>	5
1.2	AC LINE CONDUCTED EMISSIONS	6
1.2.1	<i>Front view</i>	6
1.2.2	<i>Rear view</i>	7
2	CONDUCTED TESTS.	8
2.1.1	<i>Conducted tests overview</i>	8
2.1.3	<i>Antenna port conducted tests. RF cable connected to antenna terminals</i>	9


1 Photographs of the testsetup.

1.1 Radiated Emissions.

1.1.1 Radiated emissions overview




1.1.2 Radiated emissions, testsetup arrangement views




1.2 AC Line Conducted Emissions

1.2.1 Front view



1.2.2 Rear view



2 Conducted tests.

2.1.1 Conducted tests overview



2.1.3 Antenna port conducted tests. RF cable connected to antenna terminals.

