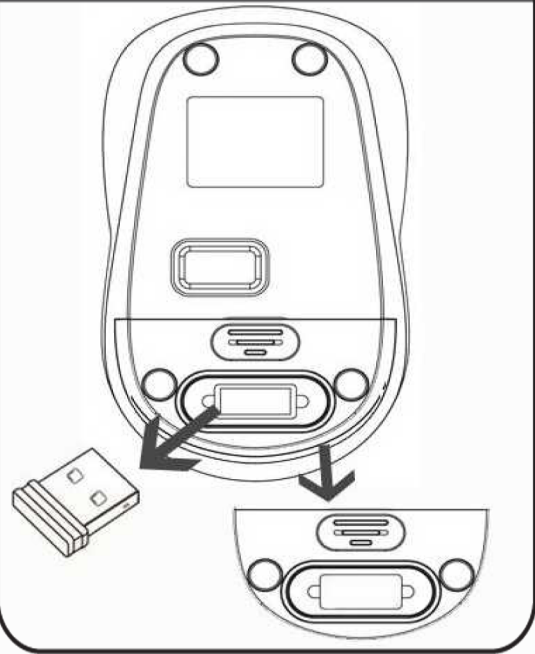
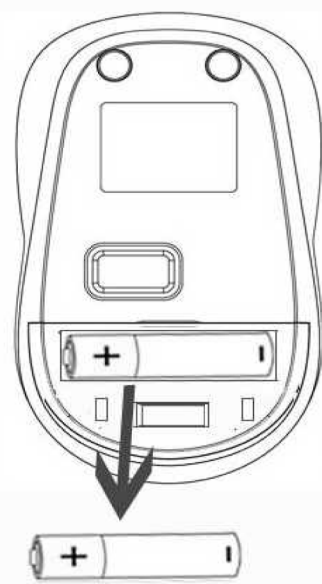


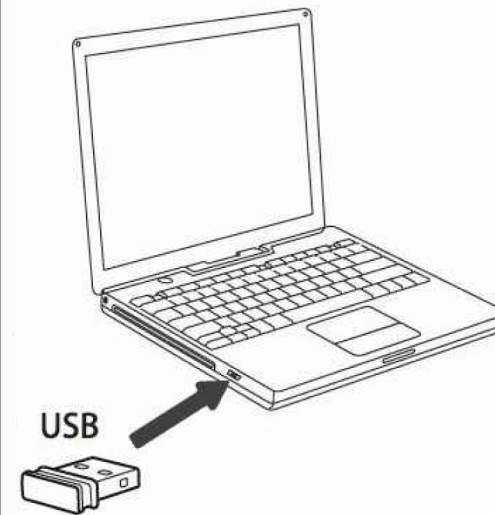
Open het batterij compartiment achteraan.
Ouvrez le compartiment de piles à l'arrière de la souris.



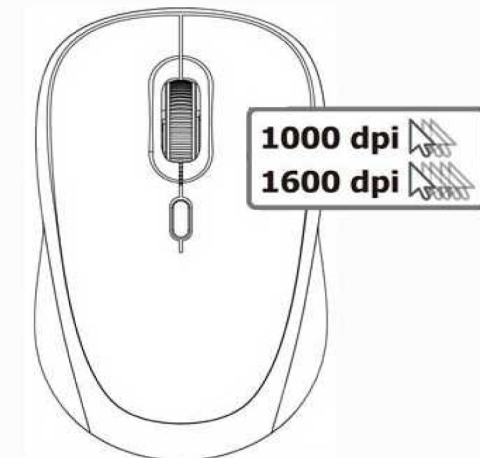
Plaats de batterijen zoals aangegeven, met de juiste polariteit. Haal eveneens de nano-receiver uit de muis. Placez les piles comme indiqué, dans le sens correct de la polarité. Retirez aussi le récepteur-nano de la souris.



Plaats de nano-receiver in de USB poort van uw computer. Mettez le récepteur-nano dans le port USB de votre ordinateur.



Met de DPI schakelaar kan u de gevoeligheid van de muis instellen. Avec l'interrupteur DPI vous pouvez régler la sensibilité de la souris.



Werkt op: 1x AAA batterijen (inbegrepen).
Batterijen te plaatsen zoals aangegeven.
Niet-oplaadbare batterijen niet opladen.
Opladbare batterijen uit het toestel halen voordat deze worden opgeladen.
Opladbare batterijen alleen onder toezicht van een volwassene opladen.

Verschillende soorten batterijen of oude en nieuwe batterijen mogen niet door elkaar gebruikt worden.
Enkel batterijen van hetzelfde of een gelijkaardig type mogen gebruikt worden.
Batterijen plaatsen met de correcte polariteit.
Lege batterijen verwijderen.
Contactpunten niet kortsluiten.

Waarschuwing: Batterijen buiten het bereik van kinderen houden, inslikgevaar.

Alimentation: 1x AAA piles (fournies)
Placez les piles comme indiqué.
Ne pas recharger des piles non rechargeables.
Retirez les piles rechargeables de l'appareil avant de les recharger.
Rechargez les piles rechargeables uniquement sous la surveillance d'un adulte.

Ne pas utiliser ensemble différents types de piles ou des vieilles piles et des nouvelles.
Utiliser uniquement des piles du même type ou d'un type équivalent.
Insérez les piles dans le sens correct de la polarité.
Retirez les piles plates. Ne pas court-circuiter les bornes.

Attention: Tenir hors de portée de jeunes enfants, risque d'ingestion.

Imported by Mavedro, Edingensesteenweg 196, 1500 Halle, België

Gelieve deze gegevens te bewaren.
Veuillez conserver ces données.

Model: RF108

Manufacturer:
Shenzhen City Star point Import&Export Co., Ltd.
Shenzhen Baoan District Fuyong Street Huaide Chui Po Kong Industrial Zone Fifth 31 1 floor

batchcode: PO# 20170425/052/00

FCC Statement

This equipment has been tested and found to comply with the limits for a Class B digital device, pursuant to part 15 of the FCC rules. These limits are designed to provide reasonable protection against harmful interference in a residential installation. This equipment generates, uses and can radiate radio frequency energy and, if not installed and used in accordance with the instructions, may cause harmful interference to radio communications. However, there is no guarantee that interference will not occur in a particular installation. If this equipment does cause harmful interference to radio or television reception, which can be determined by turning the equipment off and on, the user is encouraged to try to correct the interference by one or more of the following measures:

- Reorient or relocate the receiving antenna.
- Increase the separation between the equipment and receiver.
- Connect the equipment into an outlet on a circuit different from that to which the receiver is connected.
- Consult the dealer or an experienced radio/TV technician for help.

To assure continued compliance, any changes or modifications not expressly approved by the party.

Responsible for compliance could void the user's authority to operate this equipment. (Example- use only shielded interface cables when connecting to computer or peripheral devices).

This equipment complies with Part 15 of the FCC Rules. Operation is subject to the following two conditions:

- (1) This device may not cause harmful interference, and
- (2) This device must accept any interference received, including interference that may cause undesired operation.