
User Manual

NPR-R100 (Model Name: NPR-R100)

Version : 0.1

Revision Date : 2020-03-31

1. Introduction



NPR-R100 is a new accessory of Neo Smartpen that provides recording function for learning and work. You don't have to have a smartphone to record, and if you want to listen to the recorded voice at that time, you can immediately listen to it by tapping the handwritten part without additional action. That is, it is possible to save time to listen to the important part again.

2. Features

- New design
 - It has a simple design so that you can record naturally.
 - The button is placed in an easy-to-use position.
 - Easy UX
 - Connection: NEO SMARTPEN and NPR-R100 are connected automatically. Just turn on and put them aside.
 - Record: Just press the record button to start recording immediately.
 - Playback: When you tap a handwritten part, the voice of the part is played.
 - Main specifications
 - Up to 150 hours of recorded files can be saved.
 - Up to 10 hours of continuous recording is possible with a single charge.
 - The recording monitoring function allows you to listen to the sound quality currently being recorded.
 - Slim 1.7cm thick and light weight 35g
-

3. In the box

- NPR-R100 x1
- Micro-USB Cable x1
- Neck Strap x1
- Paper Controller x1
- User Manual x1

4. Exterior diagram




5. How to use

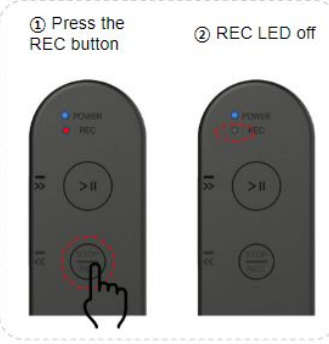
- Turn on & Start recording



4. Recording & Handwriting



5. Stop recording

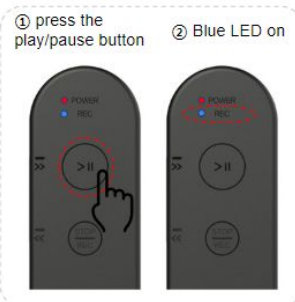


- Play & Turn off

1. Play recorded file



2. Stop playback



3. Turn off



6. Indicators



Status	Power/BT LED	REC/Play LED
Power ON	● On	
Power OFF	●-●-●, ○ Off	
Connection with pen	● On	
Recording		●-○-●-○ Blinking
Playing		●-○-●-○ Blinking
Pause playback		● On
Low battery	●-●-●-● Blinking	
Charging	● On	
File transmission	●-○-●-○ Blinking	
Low storage / Time information error	●-○-●-○ Blinking	
Error occurred (reset required)	●-●-●-● Blinking	●-●-●-● Blinking

7. Product Specification

Model Name	NPR-R100
Storage	16GB (eMMC)
Ports	Ear jack 3.5Φ x 1, Micro-USB 2.0 x 1 (Charging & Data)
Speaker	1W x 1
Bluetooth	Bluetooth 4.2, BLE mode support Frequency: 2,402~2,480 MHz Tx Power: ≤3mW(4.77dBm)/MHz Rx Sensitivity: -96.5dBm @ BLE
Power	Input Power: 5V, USB Micro B type Battery: Li-polymer 3.7V/ 560mAh(Operation range:3.5 ~ 4.2V)
Operating time	10 hours of continuous use
Dimensions, Weight	95.7mm x 27.1mm x 17.1mm, ≤ 35g
Environment Specification	Operating Temperature: 10°C ~ 35°C Storage Temperature (~3 Months): -10°C ~ 50°C

8. Precautions

- The NPR-R100's Bluetooth wireless connection works only with Neo Smartpen. Wireless connection and operation with other devices does not work.
- When recording continuously for 2 hours or more, to reduce the risk of loss of the recorded file, the recorded file is saved in two-hour increments (225,032 KB).
- Please do not add / modify / delete any files and folders arbitrarily in NPR-R100 via PC. It may be the main cause of product malfunction.
- The NPR-R100 can be recorded independently without a Neo Smartpen connection, but it is recommended to record while writing after connecting with a pen for convenient recorded file browsing.
- If there is no operation for 15 minutes after power ON, power is automatically turned off to save battery.
- When the storage space is over 80%, an LED display and a beep sound are played every 10 minutes. Please use it after emptying the storage space.
- When the battery is below 20%, an LED indicator and a beep sound are played every 10 minutes. If it is below 5%, recording will not work, so please use it after charging.

9. Warranty

- Please contact the store where you purchased the product or NeoLAB Convergence for customer service/support.

-FCC Information to User

This equipment has been tested and found to comply with the limits for a Class B digital device, pursuant to Part 15 of the FCC Rules. These limits are designed to provide reasonable protection against harmful interference in a residential installation. This equipment generates, uses and can radiate radio frequency energy and, if not installed and used in accordance with the instructions, may cause harmful interference to radio communications. However, there is no guarantee that interference will not occur in a particular installation. If this equipment does cause harmful interference to radio or television reception, which can be determined by turning the equipment off and on, the user is encouraged to try to correct the interference by one of the following measures:

- Reorient or relocate the receiving antenna.
- Increase the separation between the equipment and receiver.
- Connect the equipment into an outlet on a circuit different from that to which the receiver is connected.
- Consult the dealer or an experienced radio/TV technician for help.

-Caution

THE GRANTEE IS NOT RESPONSIBLE FOR ANY CHANGES OR MODIFICATIONS NOT EXPRESSLY APPROVED BY THE PARTY RESPONSIBLE FOR COMPLIANCE. SUCH MODIFICATIONS COULD VOID THE USER'S AUTHORITY TO OPERATE THE EQUIPMENT.

-IMPORTANT NOTE : FCC RF Radiation Exposure Statement

This equipment complies with FCC RF radiation exposure limits set forth for an uncontrolled environment.

This equipment should be installed and operated with a minimum distance of 0.5 centimeters between the radiator and your body. This transmitter must not be co-located or operating in conjunction with any other antenna or transmitter.

This device complies with part 15 of the FCC Rules. Operation is subject to the following two conditions:

- (1) This device may not cause harmful interference, and
- (2) this device must accept any interference received, including interference that may cause undesired operation.