

Annex A



This test report annex is electronically signed and valid without handwriting signature. For verification of the electronic signatures, the public keys can be requested at the testing laboratory.

Test report annex authorized:

Andreas Luckenbill
Lab Manager
Radio Communications & EMC

External photos of the EUT

Photo 1:




Photo 2:



Photo 3: Internal antenna, antenna switch + antenna port for external antenna



Photo 4: ANT1 – TE2118309-X Rev E




Photo 5: ANT1 – TE2118309-X Rev E



Photo 6: ANT1 – N12-3071-R0A, U.FL connector




Photo 7: ANT1 – N12-3071-R0A




Photo 8: ANT1 – N12-3071-R0A, U.FL connector



Document history

Version	Applied changes	Date of release
	Initial release	2017-07-24