

Annex B

1-6395/18-02-01_AnnexB

Internal photos of the Equipment Under Test

This test report is electronically signed and valid without handwritten signature.
For verification of the electronic signatures, the public keys can be requested at the testing laboratory.

Document authorized:

Mihail Dorongovskij
Lab Manager
Radio Communications & EMC

Photos



Photo 1: Front cover removed



Photo 2: Front cover removed




Photo 3: PCB 1 with shieldings




Photo 4: PCB 1 with shieldings



Photo 5: Battery unit




Photo 6: PCB 2 front side view



Photo 7: PCB 2 back side view



Photo 8: PCB 3 front side view




Photo 9: PCB 3 back side view




Photo 10: Front cover with LCD




Photo 11: PCB 1 back side view




Photo 12: Back cover with battery unit




Photo 13: Battery unit



Photo 14: Back cover



Photo 15: Back cover

Document history

Version	Applied changes	Date of release
	initial release	2018-09-12
