

Annex D

1-6395/18-02-01_AnnexD

Setup photos of the Equipment Under Test

This test report is electronically signed and valid without handwritten signature.
For verification of the electronic signatures, the public keys can be requested at the testing laboratory.

Document authorized:

Mihail Dorongovskij
Lab Manager
Radio Communications & EMC

Photos



Photo 1: EUT at the anechoic chamber




Photo 2: EUT at the anechoic chamber



Photo 3: EUT at the anechoic chamber



Photo 4: EUT at the anechoic chamber



Photo 5: EUT at the anechoic chamber



Photo 6: EUT at the anechoic chamber



Photo 7: EUT at the anechoic chamber, loop antenna test setup




Photo 8: EUT at the anechoic chamber, loop antenna test setup



Photo 9: EUT at the anechoic chamber, loop antenna test setup




Photo 10: EUT at the anechoic chamber, loop antenna test setup



Photo 11: EUT at the anechoic chamber, loop antenna test setup




Photo 12: EUT at the anechoic chamber, loop antenna test setup




Photo 13: EUT at the anechoic chamber, loop antenna test setup




Photo 14: EUT at the semi-anechoic chamber

Document history

Version	Applied changes	Date of release
	initial release	2018-08-16
