


### RF EXPOSURE EVALUATION REPORT

**Application No.:** SZCR2304001170AT  
**Applicant:** SHENZHEN HEALTHCARE ELECTRONIC TECHNOLOGY CO., LTD.  
**Address of Applicant:** Block 48, Changxing Industrial Zone, Changzhen Community, Yutang Street, Guangming District Shenzhen 518132 China  
**Manufacturer:** SHENZHEN HEALTHCARE ELECTRONIC TECHNOLOGY CO., LTD.  
**Address of Manufacturer:** Block 48, Changxing Industrial Zone, Changzhen Community, Yutang Street, Guangming District Shenzhen 518132 China  
**Factory:** SHENZHEN HEALTHCARE ELECTRONIC TECHNOLOGY CO., LTD.  
**Address of Factory:** Block 48, Changxing Industrial Zone, Changzhen Community, Yutang Street, Guangming District Shenzhen 518132 China

**Equipment Under Test (EUT):**  
**EUT Name:** Bluetooth® body fat scale  
**Model No.:** BF 720, BF 720 silver, BF 720 black, SBF 77, SBF 77 black, SBF 77 white, SBF 73, SBF 73 S/B, SBF 73 black ♣  
♣ Please refer to section 2 of this report which indicates which model was actually tested and which were electrically identical.

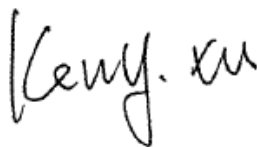
**Trade Mark:**  , Life, SILVERCREST, SWITCHON, sanitas, Vitalcontrol, beurer

**FCC ID:** 2AAJ7-720SYD1  
**Standard(s) :** FCC Rules 47 CFR §2.1093  
KDB 447498 D04 interim General RF Exposure Guidance v01

**Date of Receipt:** 2023-04-23  
**Date of Test:** 2023-04-24 to 2023-04-27  
**Date of Issue:** 2023-05-13

<b>Evaluation Result:</b>	<b>Pass*</b>
---------------------------	--------------

\* In the configuration evaluated, the EUT complied with the standards specified above.



Keny Xu  
EMC Laboratory Manager



Revision Record				
Version	Chapter	Date	Modifier	Remark
01		2023-05-13		Original

<b>Authorized for issue by:</b>			
		<i>Leo Li</i>	
		Leo Li/Project Engineer	
		<i>Eric Fu</i>	
		Eric Fu/Reviewer	



## 2 Contents

	Page
<b>1 Cover Page .....</b>	<b>1</b>
RF EXPOSURE EVALUATION REPORT .....	1
<b>2 Contents .....</b>	<b>3</b>
<b>3 General Information.....</b>	<b>4</b>
Separation Distance .....	6
Test Location.....	7
Test Facility .....	7
Deviation from Standards.....	7
Abnormalities from Standard Conditions .....	7
<b>4 FCC Radiofrequency radiation exposure limits .....</b>	<b>8</b>
Blanket 1 mW Blanket Exemption .....	8
MPE-based Exemption .....	8
SAR-based Exemption.....	9
<b>5 Measurement and Calculation .....</b>	<b>12</b>
Maximum transmit power .....	12
RF Exposure Calculation .....	12



### 3 General Information

**General Description of E.U.T.**

Power supply:	4.5V DC (1.5Vx3"AAA" Size Batteries)
Operation Frequency:	2402MHz to 2480MHz
Bluetooth Version:	V5.0 LE
Data Rate:	1M/bps
Modulation Type:	GFSK
Number of Channels:	40
Channel Spacing:	2MHz
Antenna Type:	PIFA Antenna
Antenna Gain:	-3.51dBi

**Declaration of EUT Family Grouping:**

Model No.: BF 720, BF 720 silver, BF 720 black, SBF 77, SBF 77 black, SBF 77 white, SBF 73, SBF 73 S/B, SBF 73 black





Only the model BF 720 was tested fully, since according to the declaration from the applicant, the electrical circuit design, PCB layout, components used and internal wiring and functions were identical for the above models, with only difference on model No., trademark, color of enclosure and appearance.

Details as below.



Unless otherwise agreed in writing, this document is issued by the Company subject to its General Conditions of Service printed overleaf, available on request or accessible at <https://www.sgs.com/en/Terms-and-Conditions>. Attention is drawn to the limitation of liability, indemnification and jurisdiction issues defined therein. Any holder of this document is advised that information contained hereon reflects the Company's findings at the time of its intervention only and within the limits of Client's instructions, if any. The Company's sole responsibility is to its Client and this document does not exonerate parties to a transaction from exercising all their rights and obligations under the transaction documents. This document cannot be reproduced except in full, without prior written approval of the Company. Any unauthorized alteration, forgery or falsification of the content or appearance of this document is unlawful and offenders may be prosecuted to the fullest extent of the law. Unless otherwise stated the results shown in this test report refer only to the sample(s) tested and such sample(s) are retained for 30 days only.

**Attention: To check the authenticity of testing /inspection report & certificate, please contact us at telephone: (86-755) 8307 1443, or email: CN.Doccheck@sgs.com**

model No.	Trademark	difference
BF 720, BF 720 silver, BF 720 black	beurer, Life, 	The electrode position are difference. 
SBF 77, SBF 77 white, SBF 77 black	SILVERCREST, SWITCHON	The electrode position and shape are difference from BF 720. 
SBF 73, SBF 73 S/B, SBF 73 black	Vitalcontrol, sanitas	The electrode position are difference from BF 720. 



Unless otherwise agreed in writing, this document is issued by the Company subject to its General Conditions of Service printed overleaf, available on request or accessible at <https://www.sgs.com/en/Terms-and-Conditions>. Attention is drawn to the limitation of liability, indemnification and jurisdiction issues defined therein. Any holder of this document is advised that information contained hereon reflects the Company's findings at the time of its intervention only and within the limits of Client's instructions, if any. The Company's sole responsibility is to its Client and this document does not exonerate parties to a transaction from exercising all their rights and obligations under the transaction documents. This document cannot be reproduced except in full, without prior written approval of the Company. Any unauthorized alteration, forgery or falsification of the content or appearance of this document is unlawful and offenders may be prosecuted to the fullest extent of the law. Unless otherwise stated the results shown in this test report refer only to the sample(s) tested and such sample(s) are retained for 30 days only.

Attention: To check the authenticity of testing /inspection report & certificate, please contact us at telephone: (86-755) 8307 1443, or email: [CN.Doccheck@sgs.com](mailto:CN.Doccheck@sgs.com)

## Separation Distance

Minimum test separation distance:	5mm
Remark: This minimum test separation distance is determined by the smallest distance from the antenna and radiating structures or outer surface of the device, according to the host form factor, exposure conditions and platform requirements, to any part of the body or extremity of a user or bystander.	



### Test Location

All tests were performed at:

SGS-CSTC Standards Technical Services Co., Ltd., Shenzhen Branch

No. 1 Workshop, M-10, Middle Section, Science & Technology Park, Nanshan District, Shenzhen, Guangdong, China. 518057.

Tel: +86 755 2601 2053 Fax: +86 755 2671 0594

No tests were sub-contracted.

### Test Facility

The test facility is recognized, certified, or accredited by the following organizations:

• **A2LA (Certificate No. 3816.01)**

SGS-CSTC Standards Technical Services Co., Ltd., Shenzhen EMC Laboratory is accredited by the American Association for Laboratory Accreditation(A2LA). Certificate No. 3816.01.

• **VCCI (Member No. 1937)**

The 3m Fully-anechoic chamber for above 1GHz, 10m Semi-anechoic chamber for below 1GHz, Shielded Room for Mains Port Conducted Interference Measurement and Telecommunication Port Conducted Interference Measurement of SGS-CSTC Standards Technical Services Co., Ltd. Shenzhen EMC laboratory have been registered in accordance with the Regulations for Voluntary Control Measures with Registration No.: G-20026, R-14188, C-12383 and T-11153 respectively.

• **FCC –Designation Number: CN1336**

SGS-CSTC Standards Technical Services Co., Ltd., Shenzhen EMC Laboratory has been recognized as an accredited testing laboratory.

Designation Number: CN1336. Test Firm Registration Number: 787754.

• **Innovation, Science and Economic Development Canada**

SGS-CSTC Standards Technical Services Co., Ltd., Shenzhen EMC Laboratory has been recognized by ISED as an accredited testing laboratory.

CAB identifier: CN0006.

IC#: 4620C.

### Deviation from Standards

None

### Abnormalities from Standard Conditions

None



## 4 FCC Radiofrequency radiation exposure limits

Test exemptions apply for devices used in general population/uncontrolled exposure environments, according to the SAR-based, or MPE-based exemption thresholds.

### Blanket 1 mW Blanket Exemption

The 1 mW Blanket Exemption of §1.1307(b)(3)(i)(A) applies for single fixed, mobile, and portable RF sources with available maximum time-averaged power of no more than 1 mW, regardless of separation distance.

The 1-mW blanket exemption applies at separation distances less than 0.5 cm, including where there is no separation. This exemption shall not be used in conjunction with other exemption criteria other than those for multiple RF sources in paragraph §1.1307(b)(3)(ii)(A).

The 1-mW exemption is independent of service type and covers the full range of 100 kHz to 100 GHz, but it shall not be used in conjunction with other exemption criteria or in devices with higher-power transmitters operating in the same time-averaging period. Exposure from such higher-power transmitters would invalidate the underlying assumption that exposure from the lower-power transmitter is the only contributor to SAR in the relevant volume of tissue.

### MPE-based Exemption

General frequency and separation-distance dependent MPE-based effective radiated power (ERP) thresholds are in Table B.1 [Table 1 of §1.1307(b)(1)(i)(C)] to support an exemption from further evaluation from 300 kHz through 100 GHz.

**Table B.1—Thresholds For Single RF Sources Subject to Routine Environmental Evaluation**

RF Source Frequency			Minimum Distance			Threshold ERP
$f_L$ MHz		$f_H$ MHz	$\lambda_L / 2\pi$		$\lambda_H / 2\pi$	W
0.3	–	1.34	159 m	–	35.6 m	1,920 R <sup>2</sup>
1.34	–	30	35.6 m	–	1.6 m	3,450 R <sup>2</sup> /f <sup>2</sup>
30	–	300	1.6 m	–	159 mm	3.83 R <sup>2</sup>
300	–	1,500	159 mm	–	31.8 mm	0.0128 R <sup>2</sup> f
1,500	–	100,000	31.8 mm	–	0.5 mm	19.2R <sup>2</sup>

Subscripts L and H are low and high;  $\lambda$  is wavelength.

From §1.1307(b)(3)(i)(C), modified by adding Minimum Distance columns.

The table applies to any RF source (i.e. single fixed, mobile, and portable transmitters) and specifies power and distance criteria for each of the five frequency ranges used for the MPE limits. These criteria apply at separation distances from any part of the radiating structure of at least  $\lambda/2\pi$ . The thresholds are



Unless otherwise agreed in writing, this document is issued by the Company subject to its General Conditions of Service printed overleaf, available on request or accessible at <https://www.sgs.com/en/Terms-and-Conditions>. Attention is drawn to the limitation of liability, indemnification and jurisdiction issues defined therein. Any holder of this document is advised that information contained hereon reflects the Company's findings at the time of its intervention only and within the limits of Client's instructions, if any. The Company's sole responsibility is to its Client and this document does not exonerate parties to a transaction from exercising all their rights and obligations under the transaction documents. This document cannot be reproduced except in full, without prior written approval of the Company. Any unauthorized alteration, forgery or falsification of the content or appearance of this document is unlawful and offenders may be prosecuted to the fullest extent of the law. Unless otherwise stated the results shown in this test report refer only to the sample(s) tested and such sample(s) are retained for 30 days only.

Attention: To check the authenticity of testing /inspection report & certificate, please contact us at telephone: (86-755) 8307 1443, or email: [CN.Doccheck@sgs.com](mailto:CN.Doccheck@sgs.com)



based on the general population MPE limits with a single perfect reflection, outside of the reactive near-field, and in the main beam of the radiator.

For mobile devices that are not exempt per Table B.1 [Table 1 of §1.1307(b)(1)(i)(C)] at distances from 20 cm to 40 cm and in 0.3 GHz to 6 GHz, evaluation of compliance with the exposure limits in §1.1310 is necessary if the ERP of the device is greater than  $ERP_{20cm}$  in Formula (B.1) [repeated from §2.1091(c)(1); also in §1.1307(b)(1)(i)(B)].

$$P_{th} \text{ (mW)} = ERP_{20 \text{ cm}} \text{ (mW)} = \begin{cases} 2040f & 0.3 \text{ GHz} \leq f < 1.5 \text{ GHz} \\ 3060 & 1.5 \text{ GHz} \leq f \leq 6 \text{ GHz} \end{cases} \quad \text{(B.1)}$$

If the ERP is not easily obtained, then the available maximum time-averaged power may be used (i.e., without consideration of ERP only if the physical dimensions of the radiating structure(s) do not exceed the electrical length of  $\lambda/4$  or if the antenna gain is less than that of a half-wave dipole.

SAR-based exemptions are constant at separation distances between 20 cm and 40 cm to avoid discontinuities in the threshold when transitioning between SAR-based and MPE-based exemption criteria at 40 cm, considering the importance of reflections.

Limit calculation			
Frequency range	Frequency(MHz)	R( $\lambda/2\pi$ )(m)	Threshold ERP(W)
300~1500MHz	<b>915</b>	0.0522	0.032
1500~100000MHz	<b>2480</b>	0.0193	0.007

## SAR-based Exemption

SAR-based thresholds are derived based on frequency, power, and separation distance of the RF source. The formula defines the thresholds in general for either available maximum time-averaged power or maximum time-averaged ERP, whichever is greater.

If the ERP of a device is not easily determined, such as for a portable device with a small form factor, the applicant may use the available maximum time-averaged power exclusively if the device antenna or radiating structure does not exceed an electrical length of  $\lambda/4$ .

As for devices with antennas of length greater than  $\lambda/4$  where the gain is not well defined, but always less than that of a half-wave dipole (length  $\lambda/2$ ), the available maximum time-averaged power generated by the device may be used in place of the maximum time-averaged ERP, where that value is not known.



The separation distance is the smallest distance from any part of the antenna or radiating structure for all persons, during operation at the applicable ERP. In the case of mobile or portable devices, the separation distance is from the outer housing of the device where it is closest to the antenna.

The SAR-based exemption formula of §1.1307(b)(3)(i)(B), repeated here as Formula (B.2), applies for single fixed, mobile, and portable RF sources with available maximum time-averaged power or effective radiated power (ERP), whichever is greater, of less than or equal to the threshold  $P_{th}$  (mW).

This method shall only be used at separation distances from 0.5 cm to 40 cm and at frequencies from 0.3 GHz to 6 GHz (inclusive).  $P_{th}$  is given by Formula (B.2).

$$P_{th} \text{ (mW)} = \begin{cases} ERP_{20 \text{ cm}}(d/20 \text{ cm})^x & d \leq 20 \text{ cm} \\ ERP_{20 \text{ cm}} & 20 \text{ cm} < d \leq 40 \text{ cm} \end{cases} \quad (\text{B.2})$$

where

$$x = -\log_{10} \left( \frac{60}{ERP_{20 \text{ cm}} \sqrt{f}} \right)$$

and  $f$  is in GHz,  $d$  is the separation distance (cm), and  $ERP_{20 \text{ cm}}$  is per Formula (B.1).



Unless otherwise agreed in writing, this document is issued by the Company subject to its General Conditions of Service printed overleaf, available on request or accessible at <https://www.sgs.com/en/Terms-and-Conditions>. Attention is drawn to the limitation of liability, indemnification and jurisdiction issues defined therein. Any holder of this document is advised that information contained hereon reflects the Company's findings at the time of its intervention only and within the limits of Client's instructions, if any. The Company's sole responsibility is to its Client and this document does not exonerate parties to a transaction from exercising all their rights and obligations under the transaction documents. This document cannot be reproduced except in full, without prior written approval of the Company. Any unauthorized alteration, forgery or falsification of the content or appearance of this document is unlawful and offenders may be prosecuted to the fullest extent of the law. Unless otherwise stated the results shown in this test report refer only to the sample(s) tested and such sample(s) are retained for 30 days only.

**Attention: To check the authenticity of testing /inspection report & certificate, please contact us at telephone: (86-755) 8307 1443, or email: CN.Doccheck@sgs.com**

Example values shown in Table B.2 are for illustration only.

**Table B.2—Example Power Thresholds (mW)**

Frequency (MHz)	Distance(mm)									
	5	10	15	20	25	30	35	40	45	50
300	39	65	88	110	129	148	166	184	201	217
450	22	44	67	89	112	135	158	180	203	226
835	9	25	44	66	90	116	145	175	207	240
1900	3	12	26	44	66	92	122	157	195	236
2450	3	10	22	38	59	83	111	143	179	219
3600	2	8	18	32	49	71	96	125	158	195
5800	1	6	14	25	40	58	80	106	136	169

Limit calculation				
Frequency range(GHz)	Frequency(GHz)	X	Distance(cm)	Pth (mW)
0.3~1.5	<b>0.915</b>	1.474	<b>0.5</b>	<b>8.133</b>
1.5~6	<b>2.48</b>	1.905	<b>0.5</b>	<b>2.717</b>



## 5 Measurement and Calculation

### Maximum transmit power

**For BLE:**

The Power Data is based on the RF Test Report SZCR230400117002

Antenna Gain: -3.51dBi

Output Power Into Antenna & RF Exposure Evaluation Distance:

Frequency	Maximum Conducted Power [dBm]	Maximum Conducted Power (mW)	Maximum EIRP [dBm]	Maximum EIRP (mW)
2402	-2.16	0.61	-5.67	0.27

### RF Exposure Calculation

**Remark:** we used the maximum conducted power between the conducted power and ERP/EIRP to perform RF exposure exemption evaluation.

**For BLE transmitter:**

The Max Power is 0.61mW.

	Evaluation method	Exempt Limit(mW)	Verdict
<input checked="" type="checkbox"/>	Blanket 1 mW Blanket Exemption	1mW	Yes
<input type="checkbox"/>	MPE-based Exemption(ERP)	7mW(ERP)	N/A
<input type="checkbox"/>	SAR-based Exemption( $P_{th}$ )	3060	N/A

So, the device is to qualify for SAR test exemption, the exemption report is in lieu of the SAR report.

**--End of the Report--**



Unless otherwise agreed in writing, this document is issued by the Company subject to its General Conditions of Service printed overleaf, available on request or accessible at <https://www.sgs.com/en/Terms-and-Conditions>. Attention is drawn to the limitation of liability, indemnification and jurisdiction issues defined therein. Any holder of this document is advised that information contained hereon reflects the Company's findings at the time of its intervention only and within the limits of Client's instructions, if any. The Company's sole responsibility is to its Client and this document does not exonerate parties to a transaction from exercising all their rights and obligations under the transaction documents. This document cannot be reproduced except in full, without prior written approval of the Company. Any unauthorized alteration, forgery or falsification of the content or appearance of this document is unlawful and offenders may be prosecuted to the fullest extent of the law. Unless otherwise stated the results shown in this test report refer only to the sample(s) tested and such sample(s) are retained for 30 days only.

**Attention: To check the authenticity of testing /inspection report & certificate, please contact us at telephone: (86-755) 8307 1443, or email: CN.Doccheck@sgs.com**