



Shenzhen Certification Technology Service Co., Ltd
2F, Building B, East Area of Nanchang Second Industrial
Zone, Gushu 2nd Road, Bao'an District, Shenzhen
518126, P.R. China.

TEST REPORT

FCC ID: 2AAIYT100C / IC: IC 11216A-T100C

Applicant : EA Excelsior Computer Technology Ltd
Address : Rm.1901B,International Culture Building, Futian Road, Futian district,
Shenzhen, P.R. China

Equipment under Test (EUT):

Name : Tablet PC
Model : T100C, C22L

Standards : FCC PART 15, SUBPART C : 2012 (Section 15.247) /
IC RSS-210 ISSUE 8 with amendment June 2010

Report No. : STI130617088

Date of Test : July 10-July 30, 2013

Date of Issue : August 1, 2013

Test Result :	PASS *
----------------------	---------------

* In the configuration tested, the EUT complied with the standards specified above

Authorized Signature

(Mark Zhu)
General Manager

The manufacture should ensure that all the products in series production are in conformity with the product sample detailed in this report.

If the product in this report is used in any configuration other than that detailed in the report, the manufacturer must ensure the new system complies with all relevant standards. Any mention of Shenzhen Certification Technology Service Co., Ltd. Or test done by Shenzhen Certification Technology Service Co., Ltd. Approvals in connection with, distribution or use of the product described in this report must be approved by Shenzhen Certification Technology Service Co., Ltd. Approvals in writing.

TABLE OF CONTENT

Description	Page
1 General Information -----	4
1.1 Description of Device (EUT) -----	4
1.2 Description of Test Facility -----	5
2 EMC Equipment List -----	6
3 Test Procedure -----	7
4 Summary of Measurement -----	8
4.1 Summary of test result -----	8
4.2 Test connection -----	8
4.3 Assistant equipment used for test -----	9
4.4 Test mode -----	9
4.5 Channel list -----	10
4.6 Test Conditions -----	10
4.7 Measurement Uncertainty (95% confidence levels, k=2) -----	11
5 Spurious Emission -----	12
5.1 Radiation Emission -----	12
5.1.1 Radiation Emission Limits(15.209) -----	12
5.1.2 Test Setup -----	12
5.1.3 Test Procedure -----	14
5.1.4 Test Equipment Setting For emission test Result -----	14
5.1.5 Test Condition -----	15
5.1.6 Test Result -----	15
6 POWER LINE CONDUCTED EMISSION -----	69
6.1 Conducted Emission Limits(15.207) -----	69
6.2 Test Setup -----	69
6.3 Test Procedure -----	70
6.4 Test Results -----	70
7 Conducted Maximum Output Power -----	73
7.1 Test limit -----	73
7.2 Test Procedure -----	73
7.3 Test Setup -----	73
7.4 Test Results -----	73
8 PEAK POWER SPECTRAL DENSITY -----	77
8.1 Test limit -----	77
8.1.1 Please refer section 15.247. -----	77
8.2 Method of measurement -----	77
8.3 Test Setup -----	77
8.4 Test Results -----	78
9 Bandwidth -----	102
9.1 Test limit -----	102
9.2 Method of measurement -----	102
9.3 Test Setup -----	102
9.4 Test Results -----	102
10 Band Edge Check -----	126
10.1 Test limit -----	126

10.2	Test Procedure	126
10.3	Test Setup	126
10.4	Test Result	126
11	Antenna Requirement	183
11.1	Standard Requirement	183
11.2	Antenna Connected Construction	183
11.3	Result	183
12	Photographs of Test Setup	184
13	Photographs of EUT	187

1 General Information

1.1 Description of Device (EUT)

Trade Name	: N/A
EUT	: Tablet PC
Model No.	T100C, C22L
DIFF.	: All model's the function, software and electric circuit are the same, only with a model named different. The test model: T100C..
Antenna Type	: Integral Antenna, max gain 2 dBi for port 1 with WIFI, max gain 1 dBi for port 2 with Bluetooth and WIFI.
Operation Frequency	: IEEE 802.11b: 2412MHz-2462MHz IEEE 802.11g: 2412MHz-2462MHz IEEE 802.11n HT20: 2412-2462MHz, 5180MHz-5240MHz, 5745MHz-5825MHz IEEE 802.11n HT40:2422-2452MHz,5190MHz-5230MHz, 5755MHz-5795MHz IEEE 802.11a:5180MHz-5240MHz, 5.745GHz—5.825GHz Bluetooth 4.0: 2402-2480MHz Bluetooth 2.1+EDR: 2402-2480MHz
Channel number	: IEEE 802.11b/g: 11 Channels IEEE 802.11n HT20 2.4GHz band: 11 Channels IEEE 802.11n HT20 5.2GHz band: 4 Channels IEEE 802.11n HT20 5.8GHz band: 5 Channels IEEE 802.11n HT40 2.4GHz band: 7Channels IEEE 802.11n HT40 5.2GHz band: 2Channels IEEE 802.11n HT40 5.8GHz band: 2Channels IEEE 802.11a 5.2GHz band :4Channels IEEE 802.11a 5.8GHz band :5Channels Bluetooth 4.0:40Channels Bluetooth 2.1+EDR:79Channels
Modulation type	: IEEE 802.11b: DSSS(CCK,DQPSK,DBPSK) IEEE 802.11g: OFDM(64QAM, 16QAM, QPSK, BPSK) IEEE 802.11n :OFDM(64QAM, 16QAM, QPSK, BPSK) IEEE 802.11a :OFDM(64QAM, 16QAM, QPSK, BPSK) Bluetooth 2.1+EDR: GFSK, $\pi/4$ DQPSK, 8-DPSK Bluetooth 4.0: GFSK

Power Supply : DC 7.4V Supply by battery
: DC 19V from adapter with AC 120V/60Hz adapter
Adapter : Manufacturer: BSC
Model No.:BSC60-190250

Applicant : EA Excelsior Computer Technology Ltd
Address : Rm.1901B,International Culture Building, Futian Road,
Futian district, Shenzhen, P.R. China

Manufacturer : EA Excelsior Computer Technology Ltd
Address : Rm.1901B,International Culture Building, Futian Road,
Futian district, Shenzhen, P.R. China

Note: 1. This report only test for WIFI 2.4G and 5.8G, for other radio test see other test report.
2. EUT has two antenna, port 1 only transmitter WIFI, no transmitter Bluetooth, Port 2 has transmitter Bluetooth and WIFI, but no simultaneously transmit, port 1 and port 2 has simultaneously transmit WIFI or WIFI and Bluetooth, for simultaneously transmit WIFI only transmitter IEEE 802.11n HT20 and IEEE 802.11n HT40, simultaneously transmit WIFI only simultaneously the same model and same frequency, not support other simultaneously transmitter. Port 1 antenna and port 2 antenna see the EUT photo.

1.2 Description of Test Facility

Shenzhen Certification Technology Service Co., Ltd.
2F, Building B, East Area of Nanchang Second Industrial Zone,
Gushu 2nd Road, Bao'an District, Shenzhen 518126, P.R. China
FCC Registered No.:197647
IC Registered No.:8528B

2 EMC Equipment List

Equipment	Manufacture	Model No.	Serial No.	Last cal.	Cal Interval
3m Semi-Anechoic	ETS-LINDGREN	N/A	SEL0017	Nov. 16, 12	1 Year
Spectrum analyzer	Agilent	E4443A	MY46185649	Oct. 31, 12	1 Year
Receiver	R&S	ESCI	100492	Oct. 31, 12	1 Year
Receiver	R&S	ESCI	101202	Oct. 31, 12	1 Year
Bilog Antenna	Sunol	JB3	A121206	Mar.12, 13	1 Year
Horn Antenna	EMCO	3115	640201028-06	Mar.12, 13	1 Year
ETS Horn Antenna	ETS	3160	SEL0076	Mar.12, 13	1 Year
Active Loop Antenna	Beijing Daze	ZN30900A	SEL0097	Feb.20, 13	1 Year
L.I.S.N.	SCHWARZBECK	NSLK8126	8126466	Oct. 31, 12	1 Year
Cable	Resenberger	N/A	No.1	Oct. 31, 12	1 Year
Cable	SCHWARZBECK	N/A	No.2	Oct. 31, 12	1 Year
Cable	SCHWARZBECK	N/A	No.3	Oct. 31, 12	1 Year
Power Meter	Anritsu	ML2487A	6K00001491	Oct. 31, 12	1 Year
Power sensor	Anritsu	ML2491A	32516	Oct. 31, 12	1 Year
Pre-amplifier	SCHWARZBECK	BBV9743	9743-019	Oct. 31, 12	1 Year
Pre-amplifier	Quietek	AP-180C	CHM-0602012	Oct. 31, 12	1 Year

3 Test Procedure

POWER LINE CONDUCTED INTERFERENCE: The test procedure used was ANSI Standard C63.4-2003 using a 50 u H LISN. Both Lines were observed. The bandwidth of the receiver was 10kHz with an appropriate sweep speed. The ambient temperature of the EUT was 25°C with a humidity of 58%.

RADIATION INTERFERENCE: The test procedure used was ANSI Standard C63.4-2003 using a ANRITSU spectrum analyzer with a pre-selector. The analyzer was calibrated in dB above a micro volt at the output of the antenna. The resolution bandwidth was 100kHz and the video bandwidth was 300 kHz up to 1 GHz and 1 MHz with a video BW of 3MHz above 1 GHz. The ambient temperature of the EUT was 25°C with a humidity of 58%.

FORMULA OF CONVERSION FACTORS: The Field Strength at 3m was established by adding the meter reading of the spectrum analyzer (which is set to read in units of dBuV) to the antenna correction factor supplied by the antenna manufacturer and cable loss. The antenna correction factors and cable loss are stated in terms of dB. The gain of the Pre-selector was accounted for in the Spectrum Analyzer Meter Reading.

Example:

Freq (MHz) METER READING + ACF + CABLE = FS

33.20 dBuV + 10.36 dB + 0.9 dB = 44.46 dBuV/m @ 3m

ANSI STANDARD C63.4-2003 10.1.7 MEASUREMENT PROCEDURES: The EUT was placed on a table 80 cm high and with dimensions of 1m by 1.5m. The EUT was placed in the center of the table (1.5m side). The table used for radiated measurements is capable of continuous rotation. When an emission was found, the table was rotated to produce the maximum signal strength. At this point, the antenna was raised and lowered from 1m to 4m. The antenna was placed in both the horizontal and vertical planes. The situation was similar for the conducted measurement except that the table did not rotate. The EUT was setup as described in ANSI Standard C63.4-2003 10.1.7 with the EUT 40 cm from the vertical ground wall.

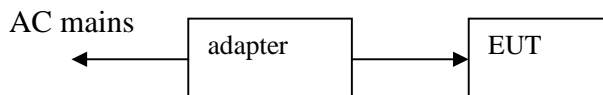
4 Summary of Measurement

4.1 Summary of test result

Test Item	Test Requirement	Standards Paragraph	Result
Spurious Emission	FCC PART 15 : 2012& IC RSS-210	Section 15.247&15.209 & A8	Compliance
Conduction Emission	FCC PART 15: 2012& IC RSS Gen	Section 15.207&7.2.4	Compliance
Bandwidth Test	FCC PART 15:2012& IC RSS-210 IC RSS Gen	Section 15.247& A8 & 4.6.1	Compliance
Peak Power	FCC PART 15:2012& IC RSS-210	Section 15.247& A8	Compliance
Power Density	FCC PART 15:2012& IC RSS-210	Section 15.247& A8	Compliance
Band Edge	FCC PART 15:2012& IC RSS-210	Section 15.247& A8	Compliance
Antenna Requirement	FCC PART 15 : 2012& IC RSS Gen	Section 15.203&7.1.4	Compliance

Note: The EUT has been tested as an independent unit. And Continual Transmitting in maximum power (The adapter be used during Test)

4.2 Test connection



4.3 Assistant equipment used for test

Description	:	Adapter
Manufacturer	:	BSC
Model No.	:	BSC60-190250

4.4 Test mode

Tested mode, channel, and data rate information			
Mode	data rate (Mbps)(see Note)	Channel	Frequency (MHz)
IEEE 802.11b	1	Low :CH1	2412
	1	Middle: CH6	2437
	1	High: CH11	2462
IEEE 802.11g	6	Low :CH1	2412
	6	Middle: CH6	2437
	6	High: CH11	2462
IEEE 802.11 n/HT20 with 2.4G	6.5	Low :CH1	2412
	6.5	Middle: CH6	2437
	6.5	High: CH11	2462
IEEE 802.11 n/HT20 with 5.8G	6.5	Low :CH149	5745
	6.5	Middle:CH157	5785
	6.5	High:CH165	5825
IEEE 802.11 n/HT40 with 2.4G	13.5	Low :CH1	2422
	13.5	Middle:CH4	2437
	13.5	High:CH7	2452
IEEE 802.11 n/HT40 with 5.8G	13.5	Low :CH151	5755
	13.5	High:CH159	5795
IEEE 802.11a with 5.8G	6	Low :CH149	5745
	6	Middle:CH157	5785
	6	High:CH165	5825
Note: According exploratory test, EUT will have maximum output power in those data rate. so those data rate were used for all test.			

4.5 Channel list

For IEEE 802.11 a with 5.8G					
Channel	Frequency (MHz)	Channel	Frequency (MHz)	Channel	Frequency (MHz)
CH149	5745	CH157	5785	CH165	5825
CH153	5765	CH161	5805		

For IEEE 802.11b/g and IEEE 802.11n/HT20 with 2.4G					
Channel	Frequency (MHz)	Channel	Frequency (MHz)	Channel	Frequency (MHz)
CH1	2412	CH5	2432	CH9	2452
CH2	2417	CH6	2437	CH10	2457
CH3	2422	CH7	2442	CH11	2462
CH4	2427	CH8	2447		

For IEEE 802.11n/HT20 with 5.8G					
Channel	Frequency (MHz)	Channel	Frequency (MHz)	Channel	Frequency (MHz)
CH149	5745	CH157	5785	CH165	5825
CH153	5765	CH161	5805		

For IEEE 802.11n/HT40 with 2.4G					
Channel	Frequency (MHz)	Channel	Frequency (MHz)	Channel	Frequency (MHz)
CH1	2412	CH5	2432	CH9	2452
CH2	2417	CH6	2437		
CH3	2422	CH7	2442		
CH4	2427	CH8	2447		

For IEEE 802.11n/HT40 with 5.8G					
Channel	Frequency (MHz)	Channel	Frequency (MHz)	Channel	Frequency (MHz)
CH151	5755	CH159	5795		

4.6 Test Conditions

Temperature range	21-25°C
Humidity range	40-75%
Pressure range	86-106kPa

4.7 Measurement Uncertainty (95% confidence levels, k=2)

Item	MU	Remark
Uncertainty for Power point Conducted Emissions Test	2.42dB	
Uncertainty for Radiation Emission test in 3m chamber (below 30MHz)	2.13 dB	Polarize: V
	2.57dB	Polarize: H
Uncertainty for Radiation Emission test in 3m chamber (30MHz to 1GHz)	3.54dB	Polarize: V
	4.1dB	Polarize: H
Uncertainty for Radiation Emission test in 3m chamber (1GHz to 25GHz)	2.08dB	Polarize: H
	2.56dB	Polarize: V
Uncertainty for radio frequency	1×10 ⁻⁹	
Uncertainty for conducted RF Power	0.65dB	
Uncertainty for temperature	0.2°C	
Uncertainty for humidity	1%	
Uncertainty for DC and low frequency voltages	0.06%	

5 Spurious Emission

5.1 Radiation Emission

5.1.1 Radiation Emission Limits(15.209)

Fréquences (MHz)	Field Strength (micorvolts/meter)	Measurement Distance (meters)
0.009~0.490	2400/F(KHz)	300
0.490~1.705	24000/F(KHz)	30
1.705~30.0	30	30
30~88	100	3
88~216	150	3
216~960	200	3
Above 960	500	3

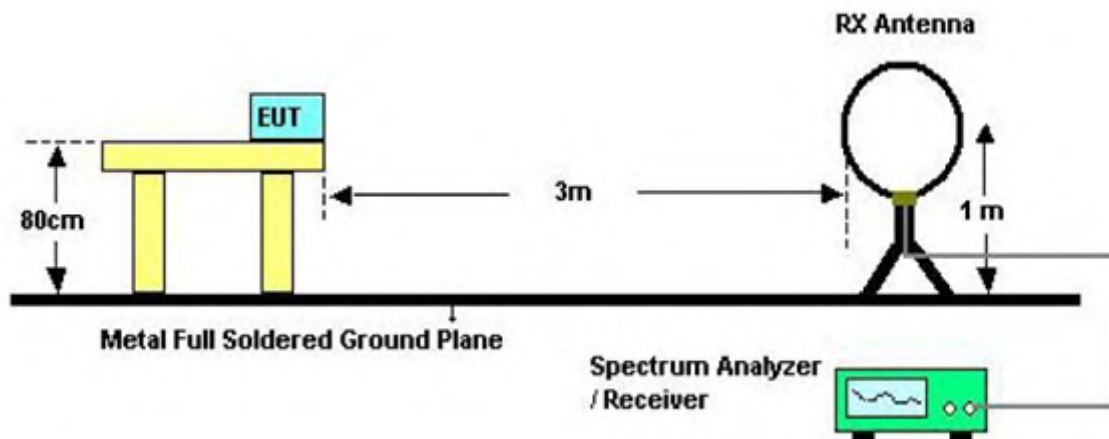
Harmonic emissions limits comply with below 54 dBuV/m at 3m. Other emissions radiated outside of the specified frequency bands, except for harmonics, shall be attenuated by at least 50 dB below the level of the fundamental or comply with the radiated emissions limits specified in section 15.209(a) limit in the table below has to be followed.

NOTE:

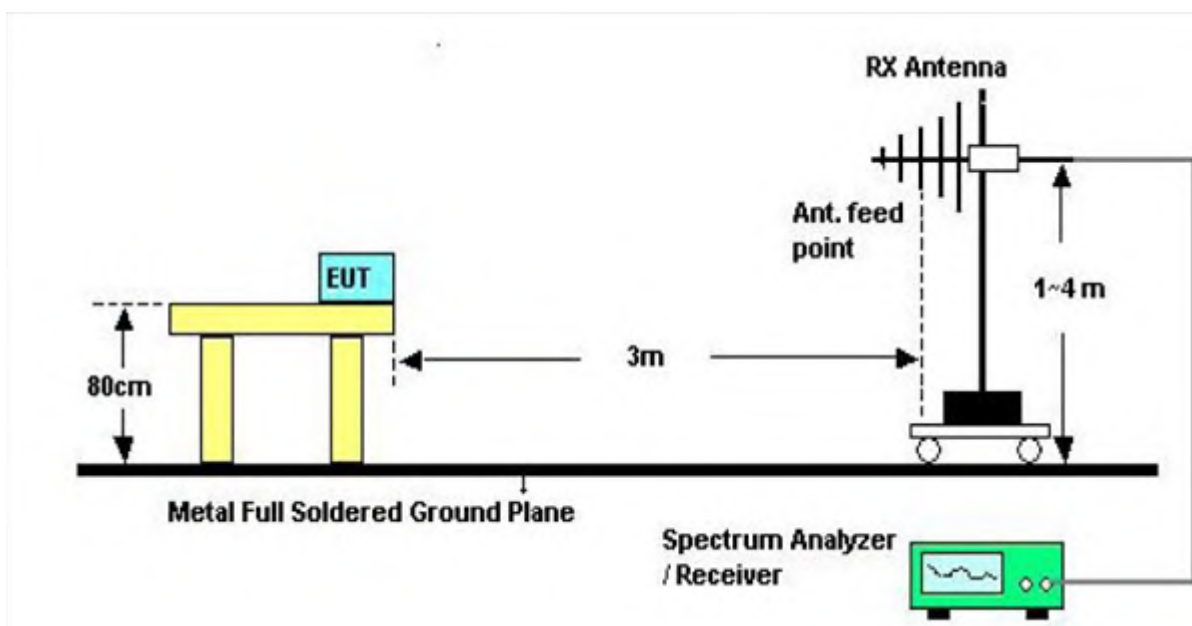
- a) The tighter limit applies at the band edges.
- b) Emission Level(dB uV/m)=20log Emission Level(Uv/m)

5.1.2 Test Setup

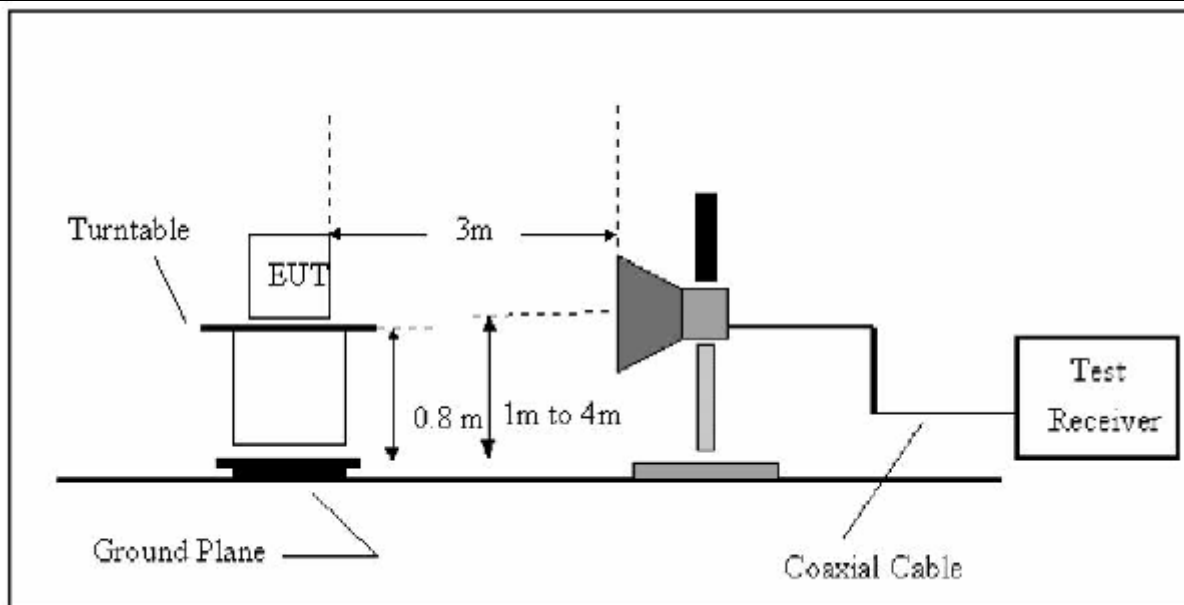
See the next page



Below 30MHz Test Setup



Above 30MHz Test Setup



Above 1GHz Test Setup

5.1.3 Test Procedure

- The measuring distance of 3m shall be used for measurements at frequency up to 1GHz and above 1GHz, The EUT was placed on a rotating 0.8 m high above ground, The table was rotated 360 degrees to determine the position of the highest radiation
- The Test antenna shall vary between 1m and 4m, Both Horizontal and Vertical antenna are set of make measurement.
- The initial step in collecting conducted emission data is a spectrum analyzer Peak detector mode pre-scanning the measurement frequency range. Significant Peaks are then marked. and then Quasi Peak Detector mode premeasured
- If Peak value comply with QP limit Below 1GHz. The EUT deemed to comply with QP limit. But the Peak value and average value both need to comply with applicable limit above 1GHz.
- For the actual test configuration, please see the test setup photo.

5.1.4 Test Equipment Setting For emission test Result

9KHz~150KHz RBW 200Hz VBW 1KHz

150KHz~30MHz	RBW 9KHz	VBW 30KHz
30MHz~1GHz	RBW 120KHz	VBW 300KHz
Above 1GHz	RBW 1MHz	VBW 3MHz

5.1.5 Test Condition

Continual Transmitting in maximum power.

5.1.6 Test Result

We have scanned the 9KHz from 25GHz to the EUT.

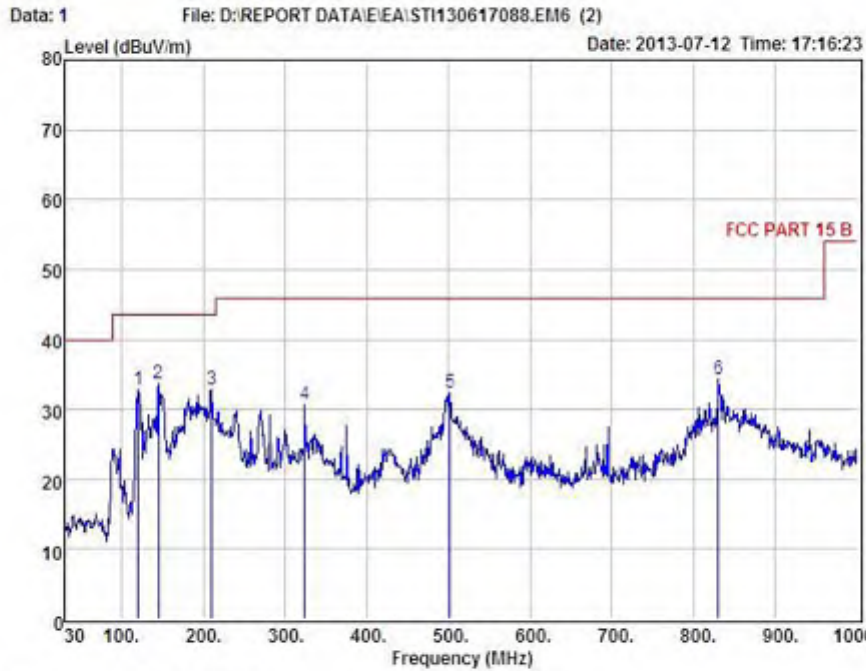
Detailed information please see the following page.

From 9KHz to 30MHz: Conclusion: PASS

Note: The amplitude of spurious emissions which are attenuated by more than 20dB below the permissible value has no need to be reported.



Shenzhen Certification Technology Service Co., Ltd
 2F, Building B, East Area of Nanchang Second Industrial Zone,
 Gushu 2nd Road, Bao'an District, Shenzhen 518126, P.R. China
 Tel: 4006786199 FAX: +86-755-26736857
 Website: http://www.cessz.com Email: Service@cessz.com



Condition : FCC PART 15 B 3m POL: HORIZONTAL
 EUT : Tablet PC
 Model No : T100c
 Test Mode : Link mode and Charger
 Power : DC 19V Adapter Input AC 120V/50Hz
 Test Engineer : Sky
 Remark :
 Temp :
 Hum :

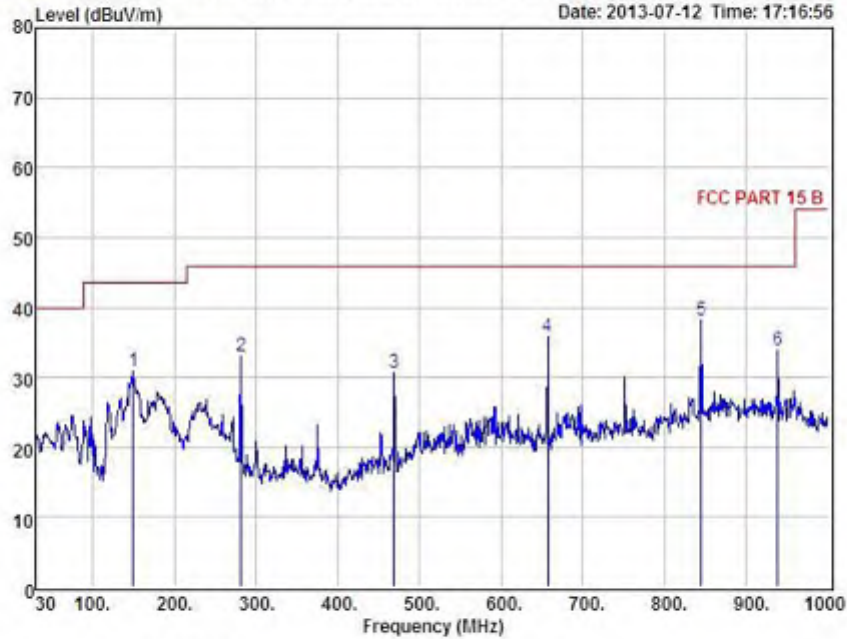
Item	Freq MHz	Read Level dBuV	Antenna Factor dB	Preamp Factor dB	Cable Loss dB	Level dBuV	Limit dBuV	Margin dBuV	Remark
1	120.21	47.00	12.24	26.88	0.36	32.72	43.50	-10.78	QP
2	145.43	46.34	13.77	26.90	0.44	33.65	43.50	-9.85	QP
3	210.42	49.08	10.07	27.02	0.62	32.75	43.50	-10.75	QP
4	323.91	43.75	13.38	27.22	0.69	30.60	46.00	-15.40	QP
5	501.42	42.68	16.54	27.62	0.76	32.36	46.00	-13.64	QP
6	830.25	40.05	20.90	27.69	1.04	34.30	46.00	-11.70	QP

Remark: Level = Read Level + Antenna Factor - Preamp Factor + Cable Loss



Shenzhen Certification Technology Service Co., Ltd
 2F, Building B, East Area of Nanchang Second Industrial Zone,
 Gushu 2nd Road, Bao'an District, Shenzhen 518126, P.R. China
 Tel: 4006786199 FAX: +86-755-26736857
 Website: http://www.cessz.com Email: Service@cessz.com

Data: 2 File: D:\REPORT DATA\EA\STI130617088.EM6 (2) Date: 2013-07-12 Time: 17:16:56



Condition : FCC PART 15 B 3m POL: VERTICAL
 EUT : Tablet PC
 Model No : T100c
 Test Mode : Link mode and Charger
 Power : DC 19V Adapter Input AC 120V/50Hz
 Test Engineer : Sky
 Remark :
 Temp :
 Hum :

Item	Freq MHz	Read Level dBuV	Antenna Factor dB	Preamp Factor dB	Cable Loss dB	Level dBuV	Limit dBuV	Margin dBuV	Remark
1	149.31	43.36	14.03	26.91	0.35	30.83	43.50	-12.67	QP
2	281.23	47.25	12.41	27.15	0.53	33.04	46.00	-12.96	QP
3	468.44	41.36	16.13	27.53	0.77	30.73	46.00	-15.27	QP
4	656.62	43.29	19.18	27.78	1.09	35.78	46.00	-10.22	QP
5	844.80	43.12	21.01	27.71	1.68	38.10	46.00	-7.90	QP
6	937.92	38.53	22.06	27.62	0.94	33.91	46.00	-12.09	QP

Remark: Level = Read Level + Antenna Factor - Preamp Factor + Cable Loss

Report No.: STI130617088

From 1G-25GHz with port 1 antenna

IEEE 802.11a with 5.8G

EUT	Tablet PC	Model Name	T100C
Temperature	26°C	Relative Humidity	56%
Pressure	960hPa	Test voltage	DC 19V From adapter
Test Mode	TX Low		

Freq. (MHz)	Ant. Pol H/V	Peak Reading (dBuV)	AV Reading (dBuV)	Ant. / CL CF (dB)	Actual Fs		Peak Limit (dBuV/m)	AV Limit (dBuV/m)	Margin (dB)	Remarks
					Peak (dBuV/m)	AV (dBuV/m)				
11490	V	37.88	---	2.36	40.24	---	74.00	54.00	-13.76	Peak
17235	V	37.30	---	4.52	41.82	---	74.00	54.00	-12.18	Peak
22980	V	35.27	---	6.14	41.41	---	74.00	54.00	-12.59	Peak
N/A										

EUT	Tablet PC	Model Name	T100C
Temperature	26°C	Relative Humidity	56%
Pressure	960hPa	Test voltage	DC 19V From adapter
Test Mode	TX Low		

Freq. (MHz)	Ant. Pol H/V	Peak Reading (dBuV)	AV Reading (dBuV)	Ant. / CL CF (dB)	Actual Fs		Peak Limit (dBuV/m)	AV Limit (dBuV/m)	Margin (dB)	Remarks
					Peak (dBuV/m)	AV (dBuV/m)				
11490	H	37.32	---	2.36	39.68	---	74.00	54.00	-14.32	Peak
17235	H	37.31	---	4.52	41.83	---	74.00	54.00	-12.17	Peak
22980	H	36.33	---	6.14	42.47	---	74.00	54.00	-11.53	Peak
N/A										

Notes: AV Means AV detector test data, Peak Means Peak detector test data.

Emissions attenuated more than 20 dB below the permissible value are not reported.

EUT	Tablet PC	Model Name	T100C
Temperature	26°C	Relative Humidity	56%
Pressure	960hPa	Test voltage	DC 19V From adapter
Test Mode	TX Mid		

Freq. (MHz)	Ant. Pol H/V	Peak Reading (dBuV)	AV Reading (dBuV)	Ant. / CL CF (dB)	Actual Fs		Peak Limit (dBuV/m)	AV Limit (dBuV/m)	Margin (dB)	Remark
					Peak (dBuV/m)	AV (dBuV/m)				
11570	V	37.96	---	2.36	40.32	---	74.00	54.00	-13.68	Peak
17355	V	36.63	---	4.52	41.15	---	74.00	54.00	-12.85	Peak
23140	V	35.37	---	6.14	41.51	---	74.00	54.00	-12.49	Peak
N/A										

EUT	Tablet PC	Model Name	T100C
Temperature	26°C	Relative Humidity	56%
Pressure	960hPa	Test voltage	DC 19V From adapter
Test Mode	TX Mid		

Freq. (MHz)	Ant. Pol H/V	Peak Reading (dBuV)	AV Reading (dBuV)	Ant. / CL CF (dB)	Actual Fs		Peak Limit (dBuV/m)	AV Limit (dBuV/m)	Margin (dB)	Remark
					Peak (dBuV/m)	AV (dBuV/m)				
11570	H	38.57	---	2.36	40.93	---	74.00	54.00	-13.07	Peak
17355	H	36.84	---	4.52	41.36	---	74.00	54.00	-12.64	Peak
23140	H	35.08	---	6.14	41.22	---	74.00	54.00	-12.78	Peak
N/A										

Notes: AV Means AV detector test data, Peak Means Peak detector test data.
Emissions attenuated more than 20 dB below the permissible value are not reported.

EUT	Tablet PC	Model Name	T100C
Temperature	26°C	Relative Humidity	56%
Pressure	960hPa	Test voltage	DC 19V From adapter
Test Mode	TX High		

Freq. (MHz)	Ant. Pol H/V	Peak Reading (dBuV)	AV Reading (dBuV)	Ant. / CL CF (dB)	Actual Fs		Peak Limit (dBuV/m)	AV Limit (dBuV/m)	Margin (dB)	Remark
					Peak (dBuV/m)	AV (dBuV/m)				
11650	V	37.51	---	2.36	39.87	---	74.00	54.00	-14.13	Peak
17475	V	37.63	---	4.52	42.15	---	74.00	54.00	-11.85	Peak
23300	V	34.59	---	6.14	40.73	---	74.00	54.00	-13.27	Peak
N/A										

EUT	Tablet PC	Model Name	T100C
Temperature	26°C	Relative Humidity	56%
Pressure	960hPa	Test voltage	DC 19V From adapter
Test Mode	TX High		

Freq. (MHz)	Ant. Pol H/V	Peak Reading (dBuV)	AV Reading (dBuV)	Ant. / CL CF (dB)	Actual Fs		Peak Limit (dBuV/m)	AV Limit (dBuV/m)	Margin (dB)	Remark
					Peak (dBuV/m)	AV (dBuV/m)				
11650	H	38.48	---	2.36	40.84	---	74.00	54.00	-13.16	Peak
17475	H	35.15	---	4.52	39.67	---	74.00	54.00	-14.33	Peak
23300	H	35.54	---	6.14	41.68	---	74.00	54.00	-12.32	Peak
N/A										

Notes: AV Means AV detector test data, Peak Means Peak detector test data.
Emissions attenuated more than 20 dB below the permissible value are not reported.

IEEE 802.11b

EUT	Tablet PC	Model Name	T100C
Temperature	26°C	Relative Humidity	56%
Pressure	960hPa	Test voltage	DC 19V From adapter
Test Mode	TX Low		

Freq. (MHz)	Ant. Pol H/V	Peak Reading (dBuV)	AV Reading (dBuV)	Ant. / CL CF (dB)	Actual Fs		Peak Limit (dBuV/m)	AV Limit (dBuV/m)	Margin (dB)	Remarks
					Peak (dBuV/m)	AV (dBuV/m)				
1120	V	51.78	---	-11.24	40.54	---	74.00	54.00	-13.46	Peak
1745	V	48.70	---	-9.53	39.17	---	74.00	54.00	-14.83	Peak
2289	V	49.32	---	-8.07	41.25	---	74.00	54.00	-12.75	Peak
4824	V	40.68	---	0.64	41.32	---	74.00	54.00	-12.68	Peak
N/A										

EUT	Tablet PC	Model Name	T100C
Temperature	26°C	Relative Humidity	56%
Pressure	960hPa	Test voltage	DC 19V From adapter
Test Mode	TX Low		

Freq. (MHz)	Ant. Pol H/V	Peak Reading (dBuV)	AV Reading (dBuV)	Ant. / CL CF (dB)	Actual Fs		Peak Limit (dBuV/m)	AV Limit (dBuV/m)	Margin (dB)	Remarks
					Peak (dBuV/m)	AV (dBuV/m)				
1295	H	52.62	---	-10.96	41.66	---	74.00	54.00	-12.34	Peak
1932	H	49.30	---	-8.86	40.44	---	74.00	54.00	-13.56	Peak
2913	H	48.02	---	-5.95	42.07	---	74.00	54.00	-11.93	Peak
4824	H	40.92	---	0.64	41.56	---	74.00	54.00	-12.44	Peak
N/A										

Notes: AV Means AV detector test data, Peak Means Peak detector test data.
Emissions attenuated more than 20 dB below the permissible value are not reported.

EUT	Tablet PC	Model Name	T100C
Temperature	26°C	Relative Humidity	56%
Pressure	960hPa	Test voltage	DC 19V From adapter
Test Mode	TX Mid		

Freq. (MHz)	Ant. Pol H/V	Peak Reading (dBuV)	AV Reading (dBuV)	Ant. / CL CF (dB)	Actual Fs		Peak Limit (dBuV/m)	AV Limit (dBuV/m)	Margin (dB)	Remark
					Peak (dBuV/m)	AV (dBuV/m)				
1289	V	50.44	---	-10.96	39.48	---	74.00	54.00	-14.52	Peak
2042	V	49.73	---	-8.58	41.15	---	74.00	54.00	-12.85	Peak
2953	V	48.07	---	-5.86	42.21	---	74.00	54.00	-11.79	Peak
4874	V	40.71	---	0.76	41.47	---	74.00	54.00	-12.53	Peak

EUT	Tablet PC	Model Name	T100C
Temperature	26°C	Relative Humidity	56%
Pressure	960hPa	Test voltage	DC 19V From adapter
Test Mode	TX Mid		

Freq. (MHz)	Ant. Pol H/V	Peak Reading (dBuV)	AV Reading (dBuV)	Ant. / CL CF (dB)	Actual Fs		Peak Limit (dBuV/m)	AV Limit (dBuV/m)	Margin (dB)	Remark
					Peak (dBuV/m)	AV (dBuV/m)				
1245	H	51.45	---	-11.52	39.93	---	74.00	54.00	-14.07	Peak
1959	H	49.39	---	-8.64	40.75	---	74.00	54.00	-13.25	Peak
3452	H	46.06	---	-4.95	41.11	---	74.00	54.00	-12.89	Peak
4874	H	40.77	---	0.76	41.53	---	74.00	54.00	-12.47	Peak

Notes: AV Means AV detector test data, Peak Means Peak detector test data.
Emissions attenuated more than 20 dB below the permissible value are not reported.

EUT	Tablet PC	Model Name	T100C
Temperature	26°C	Relative Humidity	56%
Pressure	960hPa	Test voltage	DC 19V From adapter
Test Mode	TX High		

Freq. (MHz)	Ant. Pol H/V	Peak Reading (dBuV)	AV Reading (dBuV)	Ant. / CL CF (dB)	Actual Fs		Peak Limit (dBuV/m)	AV Limit (dBuV/m)	Margin (dB)	Remark
					Peak (dBuV/m)	AV (dBuV/m)				
1395	V	51.95	---	-10.43	41.52	---	74.00	54.00	-12.48	Peak
2276	V	48.98	---	-8.07	40.91	---	74.00	54.00	-13.09	Peak
3112	V	46.89	---	-5.63	41.26	---	74.00	54.00	-12.74	Peak
4924	V	41.28	---	0.87	42.15	---	74.00	54.00	-11.85	Peak

EUT	Tablet PC	Model Name	T100C
Temperature	26°C	Relative Humidity	56%
Pressure	960hPa	Test voltage	DC 19V From adapter
Test Mode	TX High		

Freq. (MHz)	Ant. Pol H/V	Peak Reading (dBuV)	AV Reading (dBuV)	Ant. / CL CF (dB)	Actual Fs		Peak Limit (dBuV/m)	AV Limit (dBuV/m)	Margin (dB)	Remark
					Peak (dBuV/m)	AV (dBuV/m)				
1344	H	50.9	---	-10.84	40.06	---	74.00	54.00	-13.94	Peak
2387	H	49.72	---	-7.59	42.13	---	74.00	54.00	-11.87	Peak
3704	H	43.96	---	-4.24	39.72	---	74.00	54.00	-14.28	Peak
4924	H	37.27	---	0.87	38.14	---	74.00	54.00	-15.86	Peak

Notes: AV Means AV detector test data, Peak Means Peak detector test data.
Emissions attenuated more than 20 dB below the permissible value are not reported.

IEEE 802.11 g:

EUT	Tablet PC	Model Name	T100C
Temperature	26°C	Relative Humidity	56%
Pressure	960hPa	Test voltage	DC 19V From adapter
Test Mode	TX Low		

Freq. (MHz)	Ant. Pol H/V	Peak Reading (dBuV)	AV Reading (dBuV)	Ant. / CL CF (dB)	Actual Fs		Peak Limit (dBuV/m)	AV Limit (dBuV/m)	Margin (dB)	Remark
					Peak (dBuV/m)	AV (dBuV/m)				
1145	V	50.99	---	-11.24	39.75	---	74.00	54.00	-14.25	Peak
2586	V	48.30	---	-7.13	41.17	---	74.00	54.00	-12.83	Peak
3062	V	46.98	---	-5.74	41.24	---	74.00	54.00	-12.76	Peak
4824	V	41.78	---	0.64	42.42	---	74.00	54.00	-11.58	Peak
N/A										

EUT	Tablet PC	Model Name	T100C
Temperature	26°C	Relative Humidity	56%
Pressure	960hPa	Test voltage	DC 19V From adapter
Test Mode	TX Low		

Freq. (MHz)	Ant. Pol H/V	Peak Reading (dBuV)	AV Reading (dBuV)	Ant. / CL CF (dB)	Actual Fs		Peak Limit (dBuV/m)	AV Limit (dBuV/m)	Margin (dB)	Remark
					Peak (dBuV/m)	AV (dBuV/m)				
1294	H	51.49	---	-10.96	40.53	---	74.00	54.00	-13.47	Peak
2038	H	49.73	---	-8.58	41.15	---	74.00	54.00	-12.85	Peak
3483	H	46.59	---	-4.95	41.64	---	74.00	54.00	-12.36	Peak
4824	H	41.30	---	0.64	41.94	---	74.00	54.00	-12.06	Peak
N/A										

Notes: AV Means AV detector test data, Peak Means Peak detector test data.
Emissions attenuated more than 20 dB below the permissible value are not reported.

EUT	Tablet PC	Model Name	T100C
Temperature	26°C	Relative Humidity	56%
Pressure	960hPa	Test voltage	DC 19V From adapter
Test Mode	TX Mid		

Freq. (MHz)	Ant. Pol H/V	Peak Reading (dBuV)	AV Reading (dBuV)	Ant. / CL CF (dB)	Actual Fs		Peak Limit (dBuV/m)	AV Limit (dBuV/m)	Margin (dB)	Remark
					Peak (dBuV/m)	AV (dBuV/m)				
1374	V	50.01	---	-10.43	39.58	---	74.00	54.00	-14.42	Peak
2589	V	47.24	---	-7.13	40.11	---	74.00	54.00	-13.89	Peak
3365	V	46.50	---	-5.18	41.32	---	74.00	54.00	-12.68	Peak
4874	V	40.85	---	0.76	41.61	---	74.00	54.00	-12.39	Peak

EUT	Tablet PC	Model Name	T100C
Temperature	26°C	Relative Humidity	56%
Pressure	960hPa	Test voltage	DC 19V From adapter
Test Mode	TX Mid		

Freq. (MHz)	Ant. Pol H/V	Peak Reading (dBuV)	AV Reading (dBuV)	Ant. / CL CF (dB)	Actual Fs		Peak Limit (dBuV/m)	AV Limit (dBuV/m)	Margin (dB)	Remark
					Peak (dBuV/m)	AV (dBuV/m)				
1321	H	50.31	---	-10.84	39.47	---	74.00	54.00	-14.53	Peak
2314	H	49.67	---	-7.46	42.21	---	74.00	54.00	-11.79	Peak
3577	H	46.08	---	-4.76	41.32	---	74.00	54.00	-12.68	Peak
4874	H	40.07	---	0.76	40.83	---	74.00	54.00	-13.17	Peak

Notes: AV Means AV detector test data, Peak Means Peak detector test data.
Emissions attenuated more than 20 dB below the permissible value are not reported.

EUT	Tablet PC	Model Name	T100C
Temperature	26°C	Relative Humidity	56%
Pressure	960hPa	Test voltage	DC 19V From adapter
Test Mode	TX High		

Freq. (MHz)	Ant. Pol H/V	Peak Reading (dBuV)	AV Reading (dBuV)	Ant. / CL CF (dB)	Actual Fs		Peak Limit (dBuV/m)	AV Limit (dBuV/m)	Margin (dB)	Remark
					Peak (dBuV/m)	AV (dBuV/m)				
1302	V	51.35	---	-10.84	40.51	---	74.00	54.00	-13.49	Peak
2982	V	47.01	---	-5.86	41.15	---	74.00	54.00	-12.85	Peak
3831	V	44.79	---	-3.96	40.83	---	74.00	54.00	-13.17	Peak
4924	V	40.45	---	0.87	41.32	---	74.00	54.00	-12.68	Peak

EUT	Tablet PC	Model Name	T100C
Temperature	26°C	Relative Humidity	56%
Pressure	960hPa	Test voltage	DC 19V From adapter
Test Mode	TX High		

Freq. (MHz)	Ant. Pol H/V	Peak Reading (dBuV)	AV Reading (dBuV)	Ant. / CL CF (dB)	Actual Fs		Peak Limit (dBuV/m)	AV Limit (dBuV/m)	Margin (dB)	Remark
					Peak (dBuV/m)	AV (dBuV/m)				
1446	H	50.51	---	-10.29	40.22	---	74.00	54.00	-13.78	Peak
2198	H	47.68	---	-8.24	39.44	---	74.00	54.00	-14.56	Peak
3905	H	44.91	---	-3.68	41.23	---	74.00	54.00	-12.77	Peak
4924	H	41.24	---	0.87	42.11	---	74.00	54.00	-11.89	Peak

Notes: AV Means AV detector test data, Peak Means Peak detector test data.
Emissions attenuated more than 20 dB below the permissible value are not reported.

IEEE 802.11n/HT20 with 2.4G

EUT	Tablet PC	Model Name	T100C
Temperature	26°C	Relative Humidity	56%
Pressure	960hPa	Test voltage	DC 19V From adapter
Test Mode	TX Low		

Freq. (MHz)	Ant. Pol H/V	Peak Reading (dBuV)	AV Reading (dBuV)	Ant. / CL CF (dB)	Actual Fs		Peak Limit (dBuV/m)	AV Limit (dBuV/m)	Margin (dB)	Remark
					Peak (dBuV/m)	AV (dBuV/m)				
1492	V	48.8	---	-10.27	38.53	---	74.00	54.00	-15.47	Peak
2671	V	46.58	---	-6.94	39.64	---	74.00	54.00	-14.36	Peak
3948	V	44.59	---	-3.68	40.91	---	74.00	54.00	-13.09	Peak
4824	V	39.68	---	0.64	40.32	---	74.00	54.00	-13.68	Peak
N/A										

EUT	Tablet PC	Model Name	T100C
Temperature	26°C	Relative Humidity	56%
Pressure	960hPa	Test voltage	DC 19V From adapter
Test Mode	TX Low		

Freq. (MHz)	Ant. Pol H/V	Peak Reading (dBuV)	AV Reading (dBuV)	Ant. / CL CF (dB)	Actual Fs		Peak Limit (dBuV/m)	AV Limit (dBuV/m)	Margin (dB)	Remark
					Peak (dBuV/m)	AV (dBuV/m)				
1451	H	52.52	---	-10.27	42.25	---	74.00	54.00	-11.75	Peak
2839	H	46.75	---	-6.17	40.58	---	74.00	54.00	-13.42	Peak
3607	H	45.66	---	-4.52	41.14	---	74.00	54.00	-12.86	Peak
4824	H	40.89	---	0.64	41.53	---	74.00	54.00	-12.47	Peak
N/A										

Notes: AV Means AV detector test data, Peak Means Peak detector test data.
Emissions attenuated more than 20 dB below the permissible value are not reported.

EUT	Tablet PC	Model Name	T100C
Temperature	26°C	Relative Humidity	56%
Pressure	960hPa	Test voltage	DC 19V From adapter
Test Mode	TX Mid		

Freq. (MHz)	Ant. Pol H/V	Peak Reading (dBuV)	AV Reading (dBuV)	Ant. / CL CF (dB)	Actual Fs		Peak Limit (dBuV/m)	AV Limit (dBuV/m)	Margin (dB)	Remark
					Peak (dBuV/m)	AV (dBuV/m)				
1262	V	51.58	---	-10.96	40.62	---	74.00	54.00	-13.38	Peak
2013	V	48.32	---	-8.58	39.74	---	74.00	54.00	-14.26	Peak
3798	V	44.26	---	-4.07	40.19	---	74.00	54.00	-13.81	Peak
4874	V	40.50	---	0.76	41.26	---	74.00	54.00	-12.74	Peak

EUT	Tablet PC	Model Name	T100C
Temperature	26°C	Relative Humidity	56%
Pressure	960hPa	Test voltage	DC 19V From adapter
Test Mode	TX Mid		

Freq. (MHz)	Ant. Pol H/V	Peak Reading (dBuV)	AV Reading (dBuV)	Ant. / CL CF (dB)	Actual Fs		Peak Limit (dBuV/m)	AV Limit (dBuV/m)	Margin (dB)	Remark
					Peak (dBuV/m)	AV (dBuV/m)				
1511	H	50.57	---	-10.14	40.43	---	74.00	54.00	-13.57	Peak
2353	H	49.16	---	-7.59	41.57	---	74.00	54.00	-12.43	Peak
3266	H	45.73	---	-5.39	40.34	---	74.00	54.00	-13.66	Peak
4874	H	41.40	---	0.76	42.16	---	74.00	54.00	-11.84	Peak

Notes: AV Means AV detector test data, Peak Means Peak detector test data.
Emissions attenuated more than 20 dB below the permissible value are not reported.

EUT	Tablet PC	Model Name	T100C
Temperature	26°C	Relative Humidity	56%
Pressure	960hPa	Test voltage	DC 19V From adapter
Test Mode	TX High		

Freq. (MHz)	Ant. Pol H/V	Peak Reading (dBuV)	AV Reading (dBuV)	Ant. / CL CF (dB)	Actual Fs		Peak Limit (dBuV/m)	AV Limit (dBuV/m)	Margin (dB)	Remark
					Peak (dBuV/m)	AV (dBuV/m)				
1477	V	52.48	---	-10.27	42.21	---	74.00	54.00	-11.79	Peak
2703	V	47.59	---	-6.43	41.16	---	74.00	54.00	-12.84	Peak
3561	V	45.13	---	-4.76	40.37	---	74.00	54.00	-13.63	Peak
4924	V	39.56	---	0.87	40.43	---	74.00	54.00	-13.57	Peak

EUT	Tablet PC	Model Name	T100C
Temperature	26°C	Relative Humidity	56%
Pressure	960hPa	Test voltage	DC 19V From adapter
Test Mode	TX High		

Freq. (MHz)	Ant. Pol H/V	Peak Reading (dBuV)	AV Reading (dBuV)	Ant. / CL CF (dB)	Actual Fs		Peak Limit (dBuV/m)	AV Limit (dBuV/m)	Margin (dB)	Remark
					Peak (dBuV/m)	AV (dBuV/m)				
1503	H	50.11	---	-10.14	39.97	---	74.00	54.00	-14.03	Peak
3588	H	46.44	---	-4.96	41.48	---	74.00	54.00	-12.52	Peak
4153	H	42.74	---	-2.48	40.26	---	74.00	54.00	-13.74	Peak
4924	H	38.22	---	0.87	39.09	---	74.00	54.00	-14.91	Peak

Notes: AV Means AV detector test data, Peak Means Peak detector test data.
Emissions attenuated more than 20 dB below the permissible value are not reported.

IEEE 802.11n/HT20 with 5.8G

EUT	Tablet PC	Model Name	T100C
Temperature	26°C	Relative Humidity	56%
Pressure	960hPa	Test voltage	DC 19V From adapter
Test Mode	TX Low		

Freq. (MHz)	Ant. Pol H/V	Peak Reading (dBuV)	AV Reading (dBuV)	Ant. / CL CF (dB)	Actual Fs		Peak Limit (dBuV/m)	AV Limit (dBuV/m)	Margin (dB)	Remarks
					Peak (dBuV/m)	AV (dBuV/m)				
11490	V	38.75	---	2.36	41.11	---	74.00	54.00	-12.89	Peak
17235	V	37.80	---	4.52	42.32	---	74.00	54.00	-11.68	Peak
22980	V	34.29	---	6.14	40.43	---	74.00	54.00	-13.57	Peak
N/A										

EUT	Tablet PC	Model Name	T100C
Temperature	26°C	Relative Humidity	56%
Pressure	960hPa	Test voltage	DC 19V From adapter
Test Mode	TX Low		

Freq. (MHz)	Ant. Pol H/V	Peak Reading (dBuV)	AV Reading (dBuV)	Ant. / CL CF (dB)	Actual Fs		Peak Limit (dBuV/m)	AV Limit (dBuV/m)	Margin (dB)	Remarks
					Peak (dBuV/m)	AV (dBuV/m)				
11490	H	38.96	---	2.36	41.32	---	74.00	54.00	-12.68	Peak
17235	H	36.04	---	4.52	40.56	---	74.00	54.00	-13.44	Peak
22980	H	33.54	---	6.14	39.68	---	74.00	54.00	-14.32	Peak
N/A										

Notes: AV Means AV detector test data, Peak Means Peak detector test data.
Emissions attenuated more than 20 dB below the permissible value are not reported.

EUT	Tablet PC	Model Name	T100C
Temperature	26°C	Relative Humidity	56%
Pressure	960hPa	Test voltage	DC 19V From adapter
Test Mode	TX Mid		

Freq. (MHz)	Ant. Pol H/V	Peak Reading (dBuV)	AV Reading (dBuV)	Ant. / CL CF (dB)	Actual Fs		Peak Limit (dBuV/m)	AV Limit (dBuV/m)	Margin (dB)	Remark
					Peak (dBuV/m)	AV (dBuV/m)				
11570	V	38.56	---	2.36	40.92	---	74.00	54.00	-13.08	Peak
17355	V	35.22	---	4.52	39.74	---	74.00	54.00	-14.26	Peak
23140	V	32.55	---	6.14	38.69	---	74.00	54.00	-15.31	Peak
N/A										

EUT	Tablet PC	Model Name	T100C
Temperature	26°C	Relative Humidity	56%
Pressure	960hPa	Test voltage	DC 19V From adapter
Test Mode	TX Mid		

Freq. (MHz)	Ant. Pol H/V	Peak Reading (dBuV)	AV Reading (dBuV)	Ant. / CL CF (dB)	Actual Fs		Peak Limit (dBuV/m)	AV Limit (dBuV/m)	Margin (dB)	Remark
					Peak (dBuV/m)	AV (dBuV/m)				
11570	H	36.71	---	2.36	39.07	---	74.00	54.00	-14.93	Peak
17355	H	36.67	---	4.52	41.19	---	74.00	54.00	-12.81	Peak
23140	H	33.69	---	6.14	39.83	---	74.00	54.00	-14.17	Peak
N/A										

Notes: AV Means AV detector test data, Peak Means Peak detector test data.
Emissions attenuated more than 20 dB below the permissible value are not reported.

EUT	Tablet PC	Model Name	T100C
Temperature	26°C	Relative Humidity	56%
Pressure	960hPa	Test voltage	DC 19V From adapter
Test Mode	TX High		

Freq. (MHz)	Ant. Pol H/V	Peak Reading (dBuV)	AV Reading (dBuV)	Ant. / CL CF (dB)	Actual Fs		Peak Limit (dBuV/m)	AV Limit (dBuV/m)	Margin (dB)	Remark
					Peak (dBuV/m)	AV (dBuV/m)				
11650	V	38.05	---	2.36	40.41	---	74.00	54.00	-13.59	Peak
17475	V	35.66	---	4.52	40.18	---	74.00	54.00	-13.82	Peak
23300	V	36.10	---	6.14	42.24	---	74.00	54.00	-11.76	Peak
N/A										

EUT	Tablet PC	Model Name	T100C
Temperature	26°C	Relative Humidity	56%
Pressure	960hPa	Test voltage	DC 19V From adapter
Test Mode	TX High		

Freq. (MHz)	Ant. Pol H/V	Peak Reading (dBuV)	AV Reading (dBuV)	Ant. / CL CF (dB)	Actual Fs		Peak Limit (dBuV/m)	AV Limit (dBuV/m)	Margin (dB)	Remark
					Peak (dBuV/m)	AV (dBuV/m)				
11650	H	37.12	---	2.36	39.48	---	74.00	54.00	-14.52	Peak
17475	H	36.29	---	4.52	40.81	---	74.00	54.00	-13.19	Peak
23300	H	34.18	---	6.14	40.32	---	74.00	54.00	-13.68	Peak
N/A										

Notes: AV Means AV detector test data, Peak Means Peak detector test data.
Emissions attenuated more than 20 dB below the permissible value are not reported.

IEEE 802.11n/HT40 with 2.4G

EUT	Tablet PC	Model Name	T100C
Temperature	26°C	Relative Humidity	56%
Pressure	960hPa	Test voltage	DC 19V From adapter
Test Mode	TX Low		

Freq. (MHz)	Ant. Pol H/V	Peak Reading (dBuV)	AV Reading (dBuV)	Ant. / CL CF (dB)	Actual Fs		Peak Limit (dBuV/m)	AV Limit (dBuV/m)	Margin (dB)	Remark
					Peak (dBuV/m)	AV (dBuV/m)				
1551	V	50.55	---	-10.07	40.48	---	74.00	54.00	-13.52	Peak
2695	V	48.20	---	-6.94	41.26	---	74.00	54.00	-12.74	Peak
3463	V	47.06	---	-4.95	42.11	---	74.00	54.00	-11.89	Peak
4844	V	40.71	---	0.64	41.35	---	74.00	54.00	-12.65	Peak
N/A										

EUT	Tablet PC	Model Name	T100C
Temperature	26°C	Relative Humidity	56%
Pressure	960hPa	Test voltage	DC 19V From adapter
Test Mode	TX Low		

Freq. (MHz)	Ant. Pol H/V	Peak Reading (dBuV)	AV Reading (dBuV)	Ant. / CL CF (dB)	Actual Fs		Peak Limit (dBuV/m)	AV Limit (dBuV/m)	Margin (dB)	Remark
					Peak (dBuV/m)	AV (dBuV/m)				
1542	H	50.37	---	-10.14	40.23	---	74.00	54.00	-13.77	Peak
2358	H	46.66	---	-7.59	39.07	---	74.00	54.00	-14.93	Peak
3096	H	46.31	---	-5.74	40.57	---	74.00	54.00	-13.43	Peak
4844	H	40.47	---	0.64	41.11	---	74.00	54.00	-12.89	Peak
N/A										

Notes: AV Means AV detector test data, Peak Means Peak detector test data.
Emissions attenuated more than 20 dB below the permissible value are not reported.

EUT	Tablet PC	Model Name	T100C
Temperature	26°C	Relative Humidity	56%
Pressure	960hPa	Test voltage	DC 19V From adapter
Test Mode	TX Mid		

Freq. (MHz)	Ant. Pol H/V	Peak Reading (dBuV)	AV Reading (dBuV)	Ant. / CL CF (dB)	Actual Fs		Peak Limit (dBuV/m)	AV Limit (dBuV/m)	Margin (dB)	Remark
					Peak (dBuV/m)	AV (dBuV/m)				
1628	V	49.21	---	-9.84	39.37	---	74.00	54.00	-14.63	Peak
2593	V	47.71	---	-7.13	40.58	---	74.00	54.00	-13.42	Peak
3301	V	46.15	---	-5.31	40.84	---	74.00	54.00	-13.16	Peak
4874	V	39.5	---	0.76	40.26	---	74.00	54.00	-13.74	Peak

EUT	Tablet PC	Model Name	T100C
Temperature	26°C	Relative Humidity	56%
Pressure	960hPa	Test voltage	DC 19V From adapter
Test Mode	TX Mid		

Freq. (MHz)	Ant. Pol H/V	Peak Reading (dBuV)	AV Reading (dBuV)	Ant. / CL CF (dB)	Actual Fs		Peak Limit (dBuV/m)	AV Limit (dBuV/m)	Margin (dB)	Remark
					Peak (dBuV/m)	AV (dBuV/m)				
1564	H	50.49	---	-10.07	40.42	---	74.00	54.00	-13.58	Peak
2248	H	49.37	---	-8.13	41.24	---	74.00	54.00	-12.76	Peak
3159	H	46.45	---	-5.52	40.93	---	74.00	54.00	-13.07	Peak
4874	H	38.41	---	0.76	39.17	---	74.00	54.00	-14.83	Peak

Notes: AV Means AV detector test data, Peak Means Peak detector test data.
Emissions attenuated more than 20 dB below the permissible value are not reported.

EUT	Tablet PC	Model Name	T100C
Temperature	26°C	Relative Humidity	56%
Pressure	960hPa	Test voltage	DC 19V From adapter
Test Mode	TX High		

Freq. (MHz)	Ant. Pol H/V	Peak Reading (dBuV)	AV Reading (dBuV)	Ant. / CL CF (dB)	Actual Fs		Peak Limit (dBuV/m)	AV Limit (dBuV/m)	Margin (dB)	Remark
					Peak (dBuV/m)	AV (dBuV/m)				
1645	V	48.60	---	-9.84	38.76	---	74.00	54.00	-15.24	Peak
2590	V	47.37	---	-7.13	40.24	---	74.00	54.00	-13.76	Peak
3851	V	44.95	---	-3.84	41.11	---	74.00	54.00	-12.89	Peak
4904	V	39.96	---	0.87	40.83	---	74.00	54.00	-13.17	Peak

EUT	Tablet PC	Model Name	T100C
Temperature	26°C	Relative Humidity	56%
Pressure	960hPa	Test voltage	DC 19V From adapter
Test Mode	TX High		

Freq. (MHz)	Ant. Pol H/V	Peak Reading (dBuV)	AV Reading (dBuV)	Ant. / CL CF (dB)	Actual Fs		Peak Limit (dBuV/m)	AV Limit (dBuV/m)	Margin (dB)	Remark
					Peak (dBuV/m)	AV (dBuV/m)				
1792	H	49.73	---	-9.27	40.46	---	74.00	54.00	-13.54	Peak
2804	H	47.34	---	-6.17	41.17	---	74.00	54.00	-12.83	Peak
3743	H	44.81	---	-4.24	40.57	---	74.00	54.00	-13.43	Peak
4904	H	41.15	---	0.87	42.02	---	74.00	54.00	-11.98	Peak

Notes: AV Means AV detector test data, Peak Means Peak detector test data.
Emissions attenuated more than 20 dB below the permissible value are not reported.

IEEE 802.11n/HT40 with 5.8G

EUT	Tablet PC	Model Name	T100C
Temperature	26°C	Relative Humidity	56%
Pressure	960hPa	Test voltage	DC 19V From adapter
Test Mode	TX Low		

Freq. (MHz)	Ant. Pol H/V	Peak Reading (dBuV)	AV Reading (dBuV)	Ant. / CL CF (dB)	Actual Fs		Peak Limit (dBuV/m)	AV Limit (dBuV/m)	Margin (dB)	Remarks
					Peak (dBuV/m)	AV (dBuV/m)				
11510	V	37.56	---	2.36	39.92	---	74.00	54.00	-14.08	Peak
17265	V	36.21	---	4.52	40.73	---	74.00	54.00	-13.27	Peak
23020	V	35.18	---	6.14	41.32	---	74.00	54.00	-12.68	Peak
N/A										

EUT	Tablet PC	Model Name	T100C
Temperature	26°C	Relative Humidity	56%
Pressure	960hPa	Test voltage	DC 19V From adapter
Test Mode	TX Low		

Freq. (MHz)	Ant. Pol H/V	Peak Reading (dBuV)	AV Reading (dBuV)	Ant. / CL CF (dB)	Actual Fs		Peak Limit (dBuV/m)	AV Limit (dBuV/m)	Margin (dB)	Remarks
					Peak (dBuV/m)	AV (dBuV/m)				
11510	H	37.88	---	2.36	40.24	---	74.00	54.00	-13.76	Peak
17265	H	36.89	---	4.52	41.41	---	74.00	54.00	-12.59	Peak
23020	H	34.72	---	6.14	40.86	---	74.00	54.00	-13.14	Peak
N/A										

Notes: AV Means AV detector test data, Peak Means Peak detector test data.
Emissions attenuated more than 20 dB below the permissible value are not reported.

EUT	Tablet PC	Model Name	T100C
Temperature	26°C	Relative Humidity	56%
Pressure	960hPa	Test voltage	DC 19V From adapter
Test Mode	TX High		

Freq. (MHz)	Ant. Pol H/V	Peak Reading (dBuV)	AV Reading (dBuV)	Ant. / CL CF (dB)	Actual Fs		Peak Limit (dBuV/m)	AV Limit (dBuV/m)	Margin (dB)	Remark
					Peak (dBuV/m)	AV (dBuV/m)				
11590	V	37.47	---	2.36	39.83	---	74.00	54.00	-14.17	Peak
17385	V	35.82	---	4.52	40.34	---	74.00	54.00	-13.66	Peak
23180	V	34.01	---	6.14	40.15	---	74.00	54.00	-13.85	Peak
N/A										

EUT	Tablet PC	Model Name	T100C
Temperature	26°C	Relative Humidity	56%
Pressure	960hPa	Test voltage	DC 19V From adapter
Test Mode	TX High		

Freq. (MHz)	Ant. Pol H/V	Peak Reading (dBuV)	AV Reading (dBuV)	Ant. / CL CF (dB)	Actual Fs		Peak Limit (dBuV/m)	AV Limit (dBuV/m)	Margin (dB)	Remark
					Peak (dBuV/m)	AV (dBuV/m)				
11590	H	37.37	---	2.36	39.73	---	74.00	54.00	-14.27	Peak
17385	H	36.30	---	4.52	40.82	---	74.00	54.00	-13.18	Peak
23180	H	34.11	---	6.14	40.25	---	74.00	54.00	-13.75	Peak
N/A										

Notes: AV Means AV detector test data, Peak Means Peak detector test data.
Emissions attenuated more than 20 dB below the permissible value are not reported.

Report No.: STI130617088

From 1G-25GHz with port 2 antenna

IEEE 802.11a with 5.8G

EUT	Tablet PC	Model Name	T100C
Temperature	26°C	Relative Humidity	56%
Pressure	960hPa	Test voltage	DC 19V From adapter
Test Mode	TX Low		

Freq. (MHz)	Ant. Pol H/V	Peak Reading (dBuV)	AV Reading (dBuV)	Ant. / CL CF (dB)	Actual Fs		Peak Limit (dBuV/m)	AV Limit (dBuV/m)	Margin (dB)	Remarks
					Peak (dBuV/m)	AV (dBuV/m)				
11490	V	38.78	---	2.36	41.14	---	74.00	54.00	-12.86	Peak
17235	V	36.03	---	4.52	40.55	---	74.00	54.00	-13.45	Peak
22980	V	35.67	---	6.14	41.81	---	74.00	54.00	-12.19	Peak
N/A										

EUT	Tablet PC	Model Name	T100C
Temperature	26°C	Relative Humidity	56%
Pressure	960hPa	Test voltage	DC 19V From adapter
Test Mode	TX Low		

Freq. (MHz)	Ant. Pol H/V	Peak Reading (dBuV)	AV Reading (dBuV)	Ant. / CL CF (dB)	Actual Fs		Peak Limit (dBuV/m)	AV Limit (dBuV/m)	Margin (dB)	Remarks
					Peak (dBuV/m)	AV (dBuV/m)				
11490	H	38.26	---	2.36	40.62	---	74.00	54.00	-13.38	Peak
17235	H	35.80	---	4.52	40.32	---	74.00	54.00	-13.68	Peak
22980	H	35.07	---	6.14	41.21	---	74.00	54.00	-12.79	Peak
N/A										

Notes: AV Means AV detector test data, Peak Means Peak detector test data.

Emissions attenuated more than 20 dB below the permissible value are not reported.

EUT	Tablet PC	Model Name	T100C
Temperature	26°C	Relative Humidity	56%
Pressure	960hPa	Test voltage	DC 19V From adapter
Test Mode	TX Mid		

Freq. (MHz)	Ant. Pol H/V	Peak Reading (dBuV)	AV Reading (dBuV)	Ant. / CL CF (dB)	Actual Fs		Peak Limit (dBuV/m)	AV Limit (dBuV/m)	Margin (dB)	Remark
					Peak (dBuV/m)	AV (dBuV/m)				
11570	V	37.27	---	2.36	39.63	---	74.00	54.00	-14.37	Peak
17355	V	35.66	---	4.52	40.18	---	74.00	54.00	-13.82	Peak
23140	V	35.93	---	6.14	42.07	---	74.00	54.00	-11.93	Peak
N/A										

EUT	Tablet PC	Model Name	T100C
Temperature	26°C	Relative Humidity	56%
Pressure	960hPa	Test voltage	DC 19V From adapter
Test Mode	TX Mid		

Freq. (MHz)	Ant. Pol H/V	Peak Reading (dBuV)	AV Reading (dBuV)	Ant. / CL CF (dB)	Actual Fs		Peak Limit (dBuV/m)	AV Limit (dBuV/m)	Margin (dB)	Remark
					Peak (dBuV/m)	AV (dBuV/m)				
11570	H	37.59	---	2.36	39.95	---	74.00	54.00	-14.05	Peak
17355	H	36.22	---	4.52	40.74	---	74.00	54.00	-13.26	Peak
23140	H	36.02	---	6.14	42.16	---	74.00	54.00	-11.84	Peak
N/A										

Notes: AV Means AV detector test data, Peak Means Peak detector test data.
Emissions attenuated more than 20 dB below the permissible value are not reported.

EUT	Tablet PC	Model Name	T100C
Temperature	26°C	Relative Humidity	56%
Pressure	960hPa	Test voltage	DC 19V From adapter
Test Mode	TX High		

Freq. (MHz)	Ant. Pol H/V	Peak Reading (dBuV)	AV Reading (dBuV)	Ant. / CL CF (dB)	Actual Fs		Peak Limit (dBuV/m)	AV Limit (dBuV/m)	Margin (dB)	Remark
					Peak (dBuV/m)	AV (dBuV/m)				
11650	V	38.38	---	2.36	40.74	---	74.00	54.00	-13.26	Peak
17475	V	36.59	---	4.52	41.11	---	74.00	54.00	-12.89	Peak
23300	V	35.10	---	6.14	41.24	---	74.00	54.00	-12.76	Peak
N/A										

EUT	Tablet PC	Model Name	T100C
Temperature	26°C	Relative Humidity	56%
Pressure	960hPa	Test voltage	DC 19V From adapter
Test Mode	TX High		

Freq. (MHz)	Ant. Pol H/V	Peak Reading (dBuV)	AV Reading (dBuV)	Ant. / CL CF (dB)	Actual Fs		Peak Limit (dBuV/m)	AV Limit (dBuV/m)	Margin (dB)	Remark
					Peak (dBuV/m)	AV (dBuV/m)				
11650	H	37.32	---	2.36	39.68	---	74.00	54.00	-14.32	Peak
17475	H	35.61	---	4.52	40.13	---	74.00	54.00	-13.87	Peak
23300	H	34.18	---	6.14	40.32	---	74.00	54.00	-13.68	Peak
N/A										

Notes: AV Means AV detector test data, Peak Means Peak detector test data.
Emissions attenuated more than 20 dB below the permissible value are not reported.

IEEE 802.11b

EUT	Tablet PC	Model Name	T100C
Temperature	26°C	Relative Humidity	56%
Pressure	960hPa	Test voltage	DC 19V From adapter
Test Mode	TX Low		

Freq. (MHz)	Ant. Pol H/V	Peak Reading (dBuV)	AV Reading (dBuV)	Ant. / CL CF (dB)	Actual Fs		Peak Limit (dBuV/m)	AV Limit (dBuV/m)	Margin (dB)	Remarks
					Peak (dBuV/m)	AV (dBuV/m)				
1120	V	50.50	---	-11.24	39.26	---	74.00	54.00	-14.74	Peak
1745	V	48.21	---	-9.53	38.68	---	74.00	54.00	-15.32	Peak
2289	V	48.91	---	-8.07	40.84	---	74.00	54.00	-13.16	Peak
4824	V	40.12	---	0.64	40.76	---	74.00	54.00	-13.24	Peak
N/A										

EUT	Tablet PC	Model Name	T100C
Temperature	26°C	Relative Humidity	56%
Pressure	960hPa	Test voltage	DC 19V From adapter
Test Mode	TX Low		

Freq. (MHz)	Ant. Pol H/V	Peak Reading (dBuV)	AV Reading (dBuV)	Ant. / CL CF (dB)	Actual Fs		Peak Limit (dBuV/m)	AV Limit (dBuV/m)	Margin (dB)	Remarks
					Peak (dBuV/m)	AV (dBuV/m)				
1295	H	51.78	---	-10.96	40.82	---	74.00	54.00	-13.18	Peak
1932	H	50.07	---	-8.86	41.21	---	74.00	54.00	-12.79	Peak
2913	H	47.08	---	-5.95	41.13	---	74.00	54.00	-12.87	Peak
4824	H	39.78	---	0.64	40.42	---	74.00	54.00	-13.58	Peak
N/A										

Notes: AV Means AV detector test data, Peak Means Peak detector test data.
Emissions attenuated more than 20 dB below the permissible value are not reported.

EUT	Tablet PC	Model Name	T100C
Temperature	26°C	Relative Humidity	56%
Pressure	960hPa	Test voltage	DC 19V From adapter
Test Mode	TX Mid		

Freq. (MHz)	Ant. Pol H/V	Peak Reading (dBuV)	AV Reading (dBuV)	Ant. / CL CF (dB)	Actual Fs		Peak Limit (dBuV/m)	AV Limit (dBuV/m)	Margin (dB)	Remark
					Peak (dBuV/m)	AV (dBuV/m)				
1289	V	51.27	---	-10.96	40.31	---	74.00	54.00	-13.69	Peak
2042	V	48.84	---	-8.58	40.26	---	74.00	54.00	-13.74	Peak
2953	V	47.28	---	-5.86	41.42	---	74.00	54.00	-12.58	Peak
4874	V	39.87	---	0.76	40.63	---	74.00	54.00	-13.37	Peak

EUT	Tablet PC	Model Name	T100C
Temperature	26°C	Relative Humidity	56%
Pressure	960hPa	Test voltage	DC 19V From adapter
Test Mode	TX Mid		

Freq. (MHz)	Ant. Pol H/V	Peak Reading (dBuV)	AV Reading (dBuV)	Ant. / CL CF (dB)	Actual Fs		Peak Limit (dBuV/m)	AV Limit (dBuV/m)	Margin (dB)	Remark
					Peak (dBuV/m)	AV (dBuV/m)				
1245	H	51.83	---	-11.52	40.31	---	74.00	54.00	-13.69	Peak
1959	H	49.79	---	-8.64	41.15	---	74.00	54.00	-12.85	Peak
3452	H	45.88	---	-4.95	40.93	---	74.00	54.00	-13.07	Peak
4874	H	40.10	---	0.76	40.86	---	74.00	54.00	-13.14	Peak

Notes: AV Means AV detector test data, Peak Means Peak detector test data.
Emissions attenuated more than 20 dB below the permissible value are not reported.

EUT	Tablet PC	Model Name	T100C
Temperature	26°C	Relative Humidity	56%
Pressure	960hPa	Test voltage	DC 19V From adapter
Test Mode	TX High		

Freq. (MHz)	Ant. Pol H/V	Peak Reading (dBuV)	AV Reading (dBuV)	Ant. / CL CF (dB)	Actual Fs		Peak Limit (dBuV/m)	AV Limit (dBuV/m)	Margin (dB)	Remark
					Peak (dBuV/m)	AV (dBuV/m)				
1395	V	51.22	---	-10.43	40.79	---	74.00	54.00	-13.21	Peak
2276	V	48.59	---	-8.07	40.52	---	74.00	54.00	-13.48	Peak
3112	V	46.52	---	-5.63	40.89	---	74.00	54.00	-13.11	Peak
4924	V	40.37	---	0.87	41.24	---	74.00	54.00	-12.76	Peak

EUT	Tablet PC	Model Name	T100C
Temperature	26°C	Relative Humidity	56%
Pressure	960hPa	Test voltage	DC 19V From adapter
Test Mode	TX High		

Freq. (MHz)	Ant. Pol H/V	Peak Reading (dBuV)	AV Reading (dBuV)	Ant. / CL CF (dB)	Actual Fs		Peak Limit (dBuV/m)	AV Limit (dBuV/m)	Margin (dB)	Remark
					Peak (dBuV/m)	AV (dBuV/m)				
1344	H	50.21	---	-10.84	39.37	---	74.00	54.00	-14.63	Peak
2387	H	48.70	---	-7.59	41.11	---	74.00	54.00	-12.89	Peak
3704	H	45.07	---	-4.24	40.83	---	74.00	54.00	-13.17	Peak
4924	H	38.51	---	0.87	39.38	---	74.00	54.00	-14.62	Peak

Notes: AV Means AV detector test data, Peak Means Peak detector test data.
Emissions attenuated more than 20 dB below the permissible value are not reported.

IEEE 802.11 g:

EUT	Tablet PC	Model Name	T100C
Temperature	26°C	Relative Humidity	56%
Pressure	960hPa	Test voltage	DC 19V From adapter
Test Mode	TX Low		

Freq. (MHz)	Ant. Pol H/V	Peak Reading (dBuV)	AV Reading (dBuV)	Ant. / CL CF (dB)	Actual Fs		Peak Limit (dBuV/m)	AV Limit (dBuV/m)	Margin (dB)	Remark
					Peak (dBuV/m)	AV (dBuV/m)				
1145	V	51.39	---	-11.24	40.15	---	74.00	54.00	-13.85	Peak
2586	V	47.39	---	-7.13	40.26	---	74.00	54.00	-13.74	Peak
3062	V	47.85	---	-5.74	42.11	---	74.00	54.00	-11.89	Peak
4824	V	40.98	---	0.64	41.62	---	74.00	54.00	-12.38	Peak
N/A										

EUT	Tablet PC	Model Name	T100C
Temperature	26°C	Relative Humidity	56%
Pressure	960hPa	Test voltage	DC 19V From adapter
Test Mode	TX Low		

Freq. (MHz)	Ant. Pol H/V	Peak Reading (dBuV)	AV Reading (dBuV)	Ant. / CL CF (dB)	Actual Fs		Peak Limit (dBuV/m)	AV Limit (dBuV/m)	Margin (dB)	Remark
					Peak (dBuV/m)	AV (dBuV/m)				
1294	H	50.69	---	-10.96	39.73	---	74.00	54.00	-14.27	Peak
2038	H	49.13	---	-8.58	40.55	---	74.00	54.00	-13.45	Peak
3483	H	46.11	---	-4.95	41.16	---	74.00	54.00	-12.84	Peak
4824	H	40.17	---	0.64	40.81	---	74.00	54.00	-13.19	Peak
N/A										

Notes: AV Means AV detector test data, Peak Means Peak detector test data.
Emissions attenuated more than 20 dB below the permissible value are not reported.

EUT	Tablet PC	Model Name	T100C
Temperature	26°C	Relative Humidity	56%
Pressure	960hPa	Test voltage	DC 19V From adapter
Test Mode	TX Mid		

Freq. (MHz)	Ant. Pol H/V	Peak Reading (dBuV)	AV Reading (dBuV)	Ant. / CL CF (dB)	Actual Fs		Peak Limit (dBuV/m)	AV Limit (dBuV/m)	Margin (dB)	Remark
					Peak (dBuV/m)	AV (dBuV/m)				
1374	V	50.70	---	-10.43	40.27	---	74.00	54.00	-13.73	Peak
2589	V	46.61	---	-7.13	39.48	---	74.00	54.00	-14.52	Peak
3365	V	45.54	---	-5.18	40.36	---	74.00	54.00	-13.64	Peak
4874	V	40.07	---	0.76	40.83	---	74.00	54.00	-13.17	Peak

EUT	Tablet PC	Model Name	T100C
Temperature	26°C	Relative Humidity	56%
Pressure	960hPa	Test voltage	DC 19V From adapter
Test Mode	TX Mid		

Freq. (MHz)	Ant. Pol H/V	Peak Reading (dBuV)	AV Reading (dBuV)	Ant. / CL CF (dB)	Actual Fs		Peak Limit (dBuV/m)	AV Limit (dBuV/m)	Margin (dB)	Remark
					Peak (dBuV/m)	AV (dBuV/m)				
1321	H	49.76	---	-10.84	38.92	---	74.00	54.00	-15.08	Peak
2314	H	48.82	---	-7.46	41.36	---	74.00	54.00	-12.64	Peak
3577	H	45.37	---	-4.76	40.61	---	74.00	54.00	-13.39	Peak
4874	H	39.01	---	0.76	39.77	---	74.00	54.00	-14.23	Peak

Notes: AV Means AV detector test data, Peak Means Peak detector test data.
Emissions attenuated more than 20 dB below the permissible value are not reported.

EUT	Tablet PC	Model Name	T100C
Temperature	26°C	Relative Humidity	56%
Pressure	960hPa	Test voltage	DC 19V From adapter
Test Mode	TX High		

Freq. (MHz)	Ant. Pol H/V	Peak Reading (dBuV)	AV Reading (dBuV)	Ant. / CL CF (dB)	Actual Fs		Peak Limit (dBuV/m)	AV Limit (dBuV/m)	Margin (dB)	Remark
					Peak (dBuV/m)	AV (dBuV/m)				
1302	V	51.02	---	-10.84	40.18	---	74.00	54.00	-13.82	Peak
2982	V	46.70	---	-5.86	40.84	---	74.00	54.00	-13.16	Peak
3831	V	43.39	---	-3.96	39.43	---	74.00	54.00	-14.57	Peak
4924	V	39.35	---	0.87	40.22	---	74.00	54.00	-13.78	Peak

EUT	Tablet PC	Model Name	T100C
Temperature	26°C	Relative Humidity	56%
Pressure	960hPa	Test voltage	DC 19V From adapter
Test Mode	TX High		

Freq. (MHz)	Ant. Pol H/V	Peak Reading (dBuV)	AV Reading (dBuV)	Ant. / CL CF (dB)	Actual Fs		Peak Limit (dBuV/m)	AV Limit (dBuV/m)	Margin (dB)	Remark
					Peak (dBuV/m)	AV (dBuV/m)				
1446	H	51.80	---	-10.29	41.51	---	74.00	54.00	-12.49	Peak
2198	H	49.08	---	-8.24	40.84	---	74.00	54.00	-13.16	Peak
3905	H	44.13	---	-3.68	40.45	---	74.00	54.00	-13.55	Peak
4924	H	40.49	---	0.87	41.36	---	74.00	54.00	-12.64	Peak

Notes: AV Means AV detector test data, Peak Means Peak detector test data.
Emissions attenuated more than 20 dB below the permissible value are not reported.

IEEE 802.11n/HT20 with 2.4G

EUT	Tablet PC	Model Name	T100C
Temperature	26°C	Relative Humidity	56%
Pressure	960hPa	Test voltage	DC 19V From adapter
Test Mode	TX Low		

Freq. (MHz)	Ant. Pol H/V	Peak Reading (dBuV)	AV Reading (dBuV)	Ant. / CL CF (dB)	Actual Fs		Peak Limit (dBuV/m)	AV Limit (dBuV/m)	Margin (dB)	Remark
					Peak (dBuV/m)	AV (dBuV/m)				
1492	V	49.51	---	-10.27	39.24	---	74.00	54.00	-14.76	Peak
2671	V	47.69	---	-6.94	40.75	---	74.00	54.00	-13.25	Peak
3948	V	42.95	---	-3.68	39.27	---	74.00	54.00	-14.73	Peak
4824	V	39.30	---	0.64	39.94	---	74.00	54.00	-14.06	Peak
N/A										

EUT	Tablet PC	Model Name	T100C
Temperature	26°C	Relative Humidity	56%
Pressure	960hPa	Test voltage	DC 19V From adapter
Test Mode	TX Low		

Freq. (MHz)	Ant. Pol H/V	Peak Reading (dBuV)	AV Reading (dBuV)	Ant. / CL CF (dB)	Actual Fs		Peak Limit (dBuV/m)	AV Limit (dBuV/m)	Margin (dB)	Remark
					Peak (dBuV/m)	AV (dBuV/m)				
1451	H	51.42	---	-10.27	41.15	---	74.00	54.00	-12.85	Peak
2839	H	47.43	---	-6.17	41.26	---	74.00	54.00	-12.74	Peak
3607	H	46.83	---	-4.52	42.31	---	74.00	54.00	-11.69	Peak
4824	H	39.84	---	0.64	40.48	---	74.00	54.00	-13.52	Peak
N/A										

Notes: AV Means AV detector test data, Peak Means Peak detector test data.
Emissions attenuated more than 20 dB below the permissible value are not reported.

EUT	Tablet PC	Model Name	T100C
Temperature	26°C	Relative Humidity	56%
Pressure	960hPa	Test voltage	DC 19V From adapter
Test Mode	TX Mid		

Freq. (MHz)	Ant. Pol H/V	Peak Reading (dBuV)	AV Reading (dBuV)	Ant. / CL CF (dB)	Actual Fs		Peak Limit (dBuV/m)	AV Limit (dBuV/m)	Margin (dB)	Remark
					Peak (dBuV/m)	AV (dBuV/m)				
1262	V	52.67	---	-10.96	41.71	---	74.00	54.00	-12.29	Peak
2013	V	49.11	---	-8.58	40.53	---	74.00	54.00	-13.47	Peak
3798	V	46.23	---	-4.07	42.16	---	74.00	54.00	-11.84	Peak
4874	V	41.27	---	0.76	42.03	---	74.00	54.00	-11.97	Peak

EUT	Tablet PC	Model Name	T100C
Temperature	26°C	Relative Humidity	56%
Pressure	960hPa	Test voltage	DC 19V From adapter
Test Mode	TX Mid		

Freq. (MHz)	Ant. Pol H/V	Peak Reading (dBuV)	AV Reading (dBuV)	Ant. / CL CF (dB)	Actual Fs		Peak Limit (dBuV/m)	AV Limit (dBuV/m)	Margin (dB)	Remark
					Peak (dBuV/m)	AV (dBuV/m)				
1511	H	49.49	---	-10.14	39.35	---	74.00	54.00	-14.65	Peak
2353	H	48.33	---	-7.59	40.74	---	74.00	54.00	-13.26	Peak
3266	H	46.50	---	-5.39	41.11	---	74.00	54.00	-12.89	Peak
4874	H	40.51	---	0.76	41.27	---	74.00	54.00	-12.73	Peak

Notes: AV Means AV detector test data, Peak Means Peak detector test data.
Emissions attenuated more than 20 dB below the permissible value are not reported.

EUT	Tablet PC	Model Name	T100C
Temperature	26°C	Relative Humidity	56%
Pressure	960hPa	Test voltage	DC 19V From adapter
Test Mode	TX High		

Freq. (MHz)	Ant. Pol H/V	Peak Reading (dBuV)	AV Reading (dBuV)	Ant. / CL CF (dB)	Actual Fs		Peak Limit (dBuV/m)	AV Limit (dBuV/m)	Margin (dB)	Remark
					Peak (dBuV/m)	AV (dBuV/m)				
1477	V	51.42	---	-10.27	41.15	---	74.00	54.00	-12.85	Peak
2703	V	48.69	---	-6.43	42.26	---	74.00	54.00	-11.74	Peak
3561	V	46.08	---	-4.76	41.32	---	74.00	54.00	-12.68	Peak
4924	V	38.70	---	0.87	39.57	---	74.00	54.00	-14.43	Peak

EUT	Tablet PC	Model Name	T100C
Temperature	26°C	Relative Humidity	56%
Pressure	960hPa	Test voltage	DC 19V From adapter
Test Mode	TX High		

Freq. (MHz)	Ant. Pol H/V	Peak Reading (dBuV)	AV Reading (dBuV)	Ant. / CL CF (dB)	Actual Fs		Peak Limit (dBuV/m)	AV Limit (dBuV/m)	Margin (dB)	Remark
					Peak (dBuV/m)	AV (dBuV/m)				
1503	H	50.57	---	-10.14	40.43	---	74.00	54.00	-13.57	Peak
3588	H	45.78	---	-4.96	40.82	---	74.00	54.00	-13.18	Peak
4153	H	43.54	---	-2.48	41.06	---	74.00	54.00	-12.94	Peak
4924	H	41.60	---	0.87	42.47	---	74.00	54.00	-11.53	Peak

Notes: AV Means AV detector test data, Peak Means Peak detector test data.
Emissions attenuated more than 20 dB below the permissible value are not reported.

IEEE 802.11n/HT20 with 5.8G

EUT	Tablet PC	Model Name	T100C
Temperature	26°C	Relative Humidity	56%
Pressure	960hPa	Test voltage	DC 19V From adapter
Test Mode	TX Low		

Freq. (MHz)	Ant. Pol H/V	Peak Reading (dBuV)	AV Reading (dBuV)	Ant. / CL CF (dB)	Actual Fs		Peak Limit (dBuV/m)	AV Limit (dBuV/m)	Margin (dB)	Remarks
					Peak (dBuV/m)	AV (dBuV/m)				
11490	V	38.20	---	2.36	40.56	---	74.00	54.00	-13.44	Peak
17235	V	36.63	---	4.52	41.15	---	74.00	54.00	-12.85	Peak
22980	V	33.49	---	6.14	39.63	---	74.00	54.00	-14.37	Peak
N/A										

EUT	Tablet PC	Model Name	T100C
Temperature	26°C	Relative Humidity	56%
Pressure	960hPa	Test voltage	DC 19V From adapter
Test Mode	TX Low		

Freq. (MHz)	Ant. Pol H/V	Peak Reading (dBuV)	AV Reading (dBuV)	Ant. / CL CF (dB)	Actual Fs		Peak Limit (dBuV/m)	AV Limit (dBuV/m)	Margin (dB)	Remarks
					Peak (dBuV/m)	AV (dBuV/m)				
11490	H	39.75	---	2.36	42.11	---	74.00	54.00	-11.89	Peak
17235	H	36.84	---	4.52	41.36	---	74.00	54.00	-12.64	Peak
22980	H	35.11	---	6.14	41.25	---	74.00	54.00	-12.75	Peak
N/A										

Notes: AV Means AV detector test data, Peak Means Peak detector test data.
Emissions attenuated more than 20 dB below the permissible value are not reported.

EUT	Tablet PC	Model Name	T100C
Temperature	26°C	Relative Humidity	56%
Pressure	960hPa	Test voltage	DC 19V From adapter
Test Mode	TX Mid		

Freq. (MHz)	Ant. Pol H/V	Peak Reading (dBuV)	AV Reading (dBuV)	Ant. / CL CF (dB)	Actual Fs		Peak Limit (dBuV/m)	AV Limit (dBuV/m)	Margin (dB)	Remark
					Peak (dBuV/m)	AV (dBuV/m)				
11570	V	39.6	---	2.36	41.96	---	74.00	54.00	-12.04	Peak
17355	V	35.86	---	4.52	40.38	---	74.00	54.00	-13.62	Peak
23140	V	35.99	---	6.14	42.13	---	74.00	54.00	-11.87	Peak
N/A										

EUT	Tablet PC	Model Name	T100C
Temperature	26°C	Relative Humidity	56%
Pressure	960hPa	Test voltage	DC 19V From adapter
Test Mode	TX Mid		

Freq. (MHz)	Ant. Pol H/V	Peak Reading (dBuV)	AV Reading (dBuV)	Ant. / CL CF (dB)	Actual Fs		Peak Limit (dBuV/m)	AV Limit (dBuV/m)	Margin (dB)	Remark
					Peak (dBuV/m)	AV (dBuV/m)				
11570	H	38.07	---	2.36	40.43	---	74.00	54.00	-13.57	Peak
17355	H	38.05	---	4.52	42.57	---	74.00	54.00	-11.43	Peak
23140	H	35.6	---	6.14	41.74	---	74.00	54.00	-12.26	Peak
N/A										

Notes: AV Means AV detector test data, Peak Means Peak detector test data.
Emissions attenuated more than 20 dB below the permissible value are not reported.

EUT	Tablet PC	Model Name	T100C
Temperature	26°C	Relative Humidity	56%
Pressure	960hPa	Test voltage	DC 19V From adapter
Test Mode	TX High		

Freq. (MHz)	Ant. Pol H/V	Peak Reading (dBuV)	AV Reading (dBuV)	Ant. / CL CF (dB)	Actual Fs		Peak Limit (dBuV/m)	AV Limit (dBuV/m)	Margin (dB)	Remark
					Peak (dBuV/m)	AV (dBuV/m)				
11650	V	37.25	---	2.36	39.61	---	74.00	54.00	-14.39	Peak
17475	V	36.9	---	4.52	41.42	---	74.00	54.00	-12.58	Peak
23300	V	34.69	---	6.14	40.83	---	74.00	54.00	-13.17	Peak
N/A										

EUT	Tablet PC	Model Name	T100C
Temperature	26°C	Relative Humidity	56%
Pressure	960hPa	Test voltage	DC 19V From adapter
Test Mode	TX High		

Freq. (MHz)	Ant. Pol H/V	Peak Reading (dBuV)	AV Reading (dBuV)	Ant. / CL CF (dB)	Actual Fs		Peak Limit (dBuV/m)	AV Limit (dBuV/m)	Margin (dB)	Remark
					Peak (dBuV/m)	AV (dBuV/m)				
11650	H	37.11	---	2.36	39.47	---	74.00	54.00	-14.53	Peak
17475	H	36.62	---	4.52	41.14	---	74.00	54.00	-12.86	Peak
23300	H	33.49	---	6.14	39.63	---	74.00	54.00	-14.37	Peak
N/A										

Notes: AV Means AV detector test data, Peak Means Peak detector test data.
Emissions attenuated more than 20 dB below the permissible value are not reported.

IEEE 802.11n/HT40 with 2.4G

EUT	Tablet PC	Model Name	T100C
Temperature	26°C	Relative Humidity	56%
Pressure	960hPa	Test voltage	DC 19V From adapter
Test Mode	TX Low		

Freq. (MHz)	Ant. Pol H/V	Peak Reading (dBuV)	AV Reading (dBuV)	Ant. / CL CF (dB)	Actual Fs		Peak Limit (dBuV/m)	AV Limit (dBuV/m)	Margin (dB)	Remark
					Peak (dBuV/m)	AV (dBuV/m)				
1551	V	49.55	---	-10.07	39.48	---	74.00	54.00	-14.52	Peak
2695	V	47.78	---	-6.94	40.84	---	74.00	54.00	-13.16	Peak
3463	V	46.06	---	-4.95	41.11	---	74.00	54.00	-12.89	Peak
4844	V	41.61	---	0.64	42.25	---	74.00	54.00	-11.75	Peak
N/A										

EUT	Tablet PC	Model Name	T100C
Temperature	26°C	Relative Humidity	56%
Pressure	960hPa	Test voltage	DC 19V From adapter
Test Mode	TX Low		

Freq. (MHz)	Ant. Pol H/V	Peak Reading (dBuV)	AV Reading (dBuV)	Ant. / CL CF (dB)	Actual Fs		Peak Limit (dBuV/m)	AV Limit (dBuV/m)	Margin (dB)	Remark
					Peak (dBuV/m)	AV (dBuV/m)				
1542	H	49.51	---	-10.14	39.37	---	74.00	54.00	-14.63	Peak
2358	H	45.75	---	-7.59	38.16	---	74.00	54.00	-15.84	Peak
3096	H	45.53	---	-5.74	39.79	---	74.00	54.00	-14.21	Peak
4844	H	39.99	---	0.64	40.63	---	74.00	54.00	-13.37	Peak
N/A										

Notes: AV Means AV detector test data, Peak Means Peak detector test data.
Emissions attenuated more than 20 dB below the permissible value are not reported.

EUT	Tablet PC	Model Name	T100C
Temperature	26°C	Relative Humidity	56%
Pressure	960hPa	Test voltage	DC 19V From adapter
Test Mode	TX Mid		

Freq. (MHz)	Ant. Pol H/V	Peak Reading (dBuV)	AV Reading (dBuV)	Ant. / CL CF (dB)	Actual Fs		Peak Limit (dBuV/m)	AV Limit (dBuV/m)	Margin (dB)	Remark
					Peak (dBuV/m)	AV (dBuV/m)				
1628	V	50.26	---	-9.84	40.42	---	74.00	54.00	-13.58	Peak
2593	V	48.37	---	-7.13	41.24	---	74.00	54.00	-12.76	Peak
3301	V	45.67	---	-5.31	40.36	---	74.00	54.00	-13.64	Peak
4874	V	39.11	---	0.76	39.87	---	74.00	54.00	-14.13	Peak

EUT	Tablet PC	Model Name	T100C
Temperature	26°C	Relative Humidity	56%
Pressure	960hPa	Test voltage	DC 19V From adapter
Test Mode	TX Mid		

Freq. (MHz)	Ant. Pol H/V	Peak Reading (dBuV)	AV Reading (dBuV)	Ant. / CL CF (dB)	Actual Fs		Peak Limit (dBuV/m)	AV Limit (dBuV/m)	Margin (dB)	Remark
					Peak (dBuV/m)	AV (dBuV/m)				
1564	H	49.78	---	-10.07	39.71	---	74.00	54.00	-14.29	Peak
2248	H	50.27	---	-8.13	42.14	---	74.00	54.00	-11.86	Peak
3159	H	46.3	---	-5.52	40.78	---	74.00	54.00	-13.22	Peak
4874	H	40.66	---	0.76	41.42	---	74.00	54.00	-12.58	Peak

Notes: AV Means AV detector test data, Peak Means Peak detector test data.
Emissions attenuated more than 20 dB below the permissible value are not reported.

EUT	Tablet PC	Model Name	T100C
Temperature	26°C	Relative Humidity	56%
Pressure	960hPa	Test voltage	DC 19V From adapter
Test Mode	TX High		

Freq. (MHz)	Ant. Pol H/V	Peak Reading (dBuV)	AV Reading (dBuV)	Ant. / CL CF (dB)	Actual Fs		Peak Limit (dBuV/m)	AV Limit (dBuV/m)	Margin (dB)	Remark
					Peak (dBuV/m)	AV (dBuV/m)				
1645	V	50.20	---	-9.84	40.36	---	74.00	54.00	-13.64	Peak
2590	V	48.67	---	-7.13	41.54	---	74.00	54.00	-12.46	Peak
3851	V	44.57	---	-3.84	40.73	---	74.00	54.00	-13.27	Peak
4904	V	39.04	---	0.87	39.91	---	74.00	54.00	-14.09	Peak

EUT	Tablet PC	Model Name	T100C
Temperature	26°C	Relative Humidity	56%
Pressure	960hPa	Test voltage	DC 19V From adapter
Test Mode	TX High		

Freq. (MHz)	Ant. Pol H/V	Peak Reading (dBuV)	AV Reading (dBuV)	Ant. / CL CF (dB)	Actual Fs		Peak Limit (dBuV/m)	AV Limit (dBuV/m)	Margin (dB)	Remark
					Peak (dBuV/m)	AV (dBuV/m)				
1792	H	50.43	---	-9.27	41.16	---	74.00	54.00	-12.84	Peak
2804	H	46.80	---	-6.17	40.63	---	74.00	54.00	-13.37	Peak
3743	H	43.95	---	-4.24	39.71	---	74.00	54.00	-14.29	Peak
4904	H	40.55	---	0.87	41.42	---	74.00	54.00	-12.58	Peak

Notes: AV Means AV detector test data, Peak Means Peak detector test data.
Emissions attenuated more than 20 dB below the permissible value are not reported.

IEEE 802.11n/HT40 with 5.8G

EUT	Tablet PC	Model Name	T100C
Temperature	26°C	Relative Humidity	56%
Pressure	960hPa	Test voltage	DC 19V From adapter
Test Mode	TX Low		

Freq. (MHz)	Ant. Pol H/V	Peak Reading (dBuV)	AV Reading (dBuV)	Ant. / CL CF (dB)	Actual Fs		Peak Limit (dBuV/m)	AV Limit (dBuV/m)	Margin (dB)	Remarks
					Peak (dBuV/m)	AV (dBuV/m)				
11510	V	37.92	---	2.36	40.28	---	74.00	54.00	-13.72	Peak
17265	V	35.42	---	4.52	39.94	---	74.00	54.00	-14.06	Peak
23020	V	34.43	---	6.14	40.57	---	74.00	54.00	-13.43	Peak
N/A										

EUT	Tablet PC	Model Name	T100C
Temperature	26°C	Relative Humidity	56%
Pressure	960hPa	Test voltage	DC 19V From adapter
Test Mode	TX Low		

Freq. (MHz)	Ant. Pol H/V	Peak Reading (dBuV)	AV Reading (dBuV)	Ant. / CL CF (dB)	Actual Fs		Peak Limit (dBuV/m)	AV Limit (dBuV/m)	Margin (dB)	Remarks
					Peak (dBuV/m)	AV (dBuV/m)				
11510	H	37.06	---	2.36	39.42	---	74.00	54.00	-14.58	Peak
17265	H	35.77	---	4.52	40.29	---	74.00	54.00	-13.71	Peak
23020	H	33.57	---	6.14	39.71	---	74.00	54.00	-14.29	Peak
N/A										

Notes: AV Means AV detector test data, Peak Means Peak detector test data.
Emissions attenuated more than 20 dB below the permissible value are not reported.

EUT	Tablet PC	Model Name	T100C
Temperature	26°C	Relative Humidity	56%
Pressure	960hPa	Test voltage	DC 19V From adapter
Test Mode	TX High		

Freq. (MHz)	Ant. Pol H/V	Peak Reading (dBuV)	AV Reading (dBuV)	Ant. / CL CF (dB)	Actual Fs		Peak Limit (dBuV/m)	AV Limit (dBuV/m)	Margin (dB)	Remark
					Peak (dBuV/m)	AV (dBuV/m)				
11590	V	37.82	---	2.36	40.18	---	74.00	54.00	-13.82	Peak
17385	V	34.75	---	4.52	39.27	---	74.00	54.00	-14.73	Peak
23180	V	33.28	---	6.14	39.42	---	74.00	54.00	-14.58	Peak
N/A										

EUT	Tablet PC	Model Name	T100C
Temperature	26°C	Relative Humidity	56%
Pressure	960hPa	Test voltage	DC 19V From adapter
Test Mode	TX High		

Freq. (MHz)	Ant. Pol H/V	Peak Reading (dBuV)	AV Reading (dBuV)	Ant. / CL CF (dB)	Actual Fs		Peak Limit (dBuV/m)	AV Limit (dBuV/m)	Margin (dB)	Remark
					Peak (dBuV/m)	AV (dBuV/m)				
11590	H	37.97	---	2.36	40.33	---	74.00	54.00	-13.67	Peak
17385	H	35.22	---	4.52	39.74	---	74.00	54.00	-14.26	Peak
23180	H	33.47	---	6.14	39.61	---	74.00	54.00	-14.39	Peak
N/A										

Notes: AV Means AV detector test data, Peak Means Peak detector test data.
Emissions attenuated more than 20 dB below the permissible value are not reported.

Report No.: STI130617088

From 1G-25GHz with port 1 antenna and port 2 antenna:

Note: This report only test simultaneously transmit IEEE 802.11n HT20 2.4G and 5.8G, IEEE 802.11n HT40 2.4G and 5.8G, other simultaneously transmit see other test report.

IEEE 802.11n/HT20 with 2.4G

EUT	Tablet PC	Model Name	T100C
Temperature	26°C	Relative Humidity	56%
Pressure	960hPa	Test voltage	DC 19V From adapter
Test Mode	TX Low		

Freq. (MHz)	Ant. Pol H/V	Peak Reading (dBuV)	AV Reading (dBuV)	Ant. / CL CF (dB)	Actual Fs		Peak Limit (dBuV/m)	AV Limit (dBuV/m)	Margin (dB)	Remark
					Peak (dBuV/m)	AV (dBuV/m)				
1492	V	49.13	---	-10.27	38.86	---	74.00	54.00	-15.14	Peak
2671	V	46.26	---	-6.94	39.32	---	74.00	54.00	-14.68	Peak
3948	V	44.31	---	-3.68	40.63	---	74.00	54.00	-13.37	Peak
4824	V	40.51	---	0.64	41.15	---	74.00	54.00	-12.85	Peak
N/A										

EUT	Tablet PC	Model Name	T100C
Temperature	26°C	Relative Humidity	56%
Pressure	960hPa	Test voltage	DC 19V From adapter
Test Mode	TX Low		

Freq. (MHz)	Ant. Pol H/V	Peak Reading (dBuV)	AV Reading (dBuV)	Ant. / CL CF (dB)	Actual Fs		Peak Limit (dBuV/m)	AV Limit (dBuV/m)	Margin (dB)	Remark
					Peak (dBuV/m)	AV (dBuV/m)				
1451	H	51.11	---	-10.27	40.84	---	74.00	54.00	-13.16	Peak
2839	H	47.13	---	-6.17	40.96	---	74.00	54.00	-13.04	Peak
3607	H	45.61	---	-4.52	41.09	---	74.00	54.00	-12.91	Peak
4824	H	40.60	---	0.64	41.24	---	74.00	54.00	-12.76	Peak
N/A										

Notes: AV Means AV detector test data, Peak Means Peak detector test data.

Emissions attenuated more than 20 dB below the permissible value are not reported.

EUT	Tablet PC	Model Name	T100C
Temperature	26°C	Relative Humidity	56%
Pressure	960hPa	Test voltage	DC 19V From adapter
Test Mode	TX Mid		

Freq. (MHz)	Ant. Pol H/V	Peak Reading (dBuV)	AV Reading (dBuV)	Ant. / CL CF (dB)	Actual Fs		Peak Limit (dBuV/m)	AV Limit (dBuV/m)	Margin (dB)	Remark
					Peak (dBuV/m)	AV (dBuV/m)				
1262	V	51.39	---	-10.96	40.43	---	74.00	54.00	-13.57	Peak
2013	V	50.14	---	-8.58	41.56	---	74.00	54.00	-12.44	Peak
3798	V	45.73	---	-4.07	41.66	---	74.00	54.00	-12.34	Peak
4874	V	41.16	---	0.76	41.92	---	74.00	54.00	-12.08	Peak

EUT	Tablet PC	Model Name	T100C
Temperature	26°C	Relative Humidity	56%
Pressure	960hPa	Test voltage	DC 19V From adapter
Test Mode	TX Mid		

Freq. (MHz)	Ant. Pol H/V	Peak Reading (dBuV)	AV Reading (dBuV)	Ant. / CL CF (dB)	Actual Fs		Peak Limit (dBuV/m)	AV Limit (dBuV/m)	Margin (dB)	Remark
					Peak (dBuV/m)	AV (dBuV/m)				
1511	H	50.36	---	-10.14	40.22	---	74.00	54.00	-13.78	Peak
2353	H	48.61	---	-7.59	41.02	---	74.00	54.00	-12.98	Peak
3266	H	46.25	---	-5.39	40.86	---	74.00	54.00	-13.14	Peak
4874	H	41.48	---	0.76	42.24	---	74.00	54.00	-11.76	Peak

Notes: AV Means AV detector test data, Peak Means Peak detector test data.
Emissions attenuated more than 20 dB below the permissible value are not reported.

EUT	Tablet PC	Model Name	T100C
Temperature	26°C	Relative Humidity	56%
Pressure	960hPa	Test voltage	DC 19V From adapter
Test Mode	TX High		

Freq. (MHz)	Ant. Pol H/V	Peak Reading (dBuV)	AV Reading (dBuV)	Ant. / CL CF (dB)	Actual Fs		Peak Limit (dBuV/m)	AV Limit (dBuV/m)	Margin (dB)	Remark
					Peak (dBuV/m)	AV (dBuV/m)				
1477	V	51.08	---	-10.27	40.81	---	74.00	54.00	-13.19	Peak
2703	V	47.59	---	-6.43	41.16	---	74.00	54.00	-12.84	Peak
3561	V	45.45	---	-4.76	40.69	---	74.00	54.00	-13.31	Peak
4924	V	41.29	---	0.87	42.16	---	74.00	54.00	-11.84	Peak

EUT	Tablet PC	Model Name	T100C
Temperature	26°C	Relative Humidity	56%
Pressure	960hPa	Test voltage	DC 19V From adapter
Test Mode	TX High		

Freq. (MHz)	Ant. Pol H/V	Peak Reading (dBuV)	AV Reading (dBuV)	Ant. / CL CF (dB)	Actual Fs		Peak Limit (dBuV/m)	AV Limit (dBuV/m)	Margin (dB)	Remark
					Peak (dBuV/m)	AV (dBuV/m)				
1503	H	51.58	---	-10.14	41.44	---	74.00	54.00	-12.56	Peak
3588	H	47.02	---	-4.96	42.06	---	74.00	54.00	-11.94	Peak
4153	H	42.71	---	-2.48	40.23	---	74.00	54.00	-13.77	Peak
4924	H	40.45	---	0.87	41.32	---	74.00	54.00	-12.68	Peak

Notes: AV Means AV detector test data, Peak Means Peak detector test data.
Emissions attenuated more than 20 dB below the permissible value are not reported.

IEEE 802.11n/HT20 with 5.8G

EUT	Tablet PC	Model Name	T100C
Temperature	26°C	Relative Humidity	56%
Pressure	960hPa	Test voltage	DC 19V From adapter
Test Mode	TX Low		

Freq. (MHz)	Ant. Pol H/V	Peak Reading (dBuV)	AV Reading (dBuV)	Ant. / CL CF (dB)	Actual Fs		Peak Limit (dBuV/m)	AV Limit (dBuV/m)	Margin (dB)	Remarks
					Peak (dBuV/m)	AV (dBuV/m)				
11490	V	38.07	---	2.36	40.43	---	74.00	54.00	-13.57	Peak
17235	V	37.24	---	4.52	41.76	---	74.00	54.00	-12.24	Peak
22980	V	35.00	---	6.14	41.14	---	74.00	54.00	-12.86	Peak
N/A										

EUT	Tablet PC	Model Name	T100C
Temperature	26°C	Relative Humidity	56%
Pressure	960hPa	Test voltage	DC 19V From adapter
Test Mode	TX Low		

Freq. (MHz)	Ant. Pol H/V	Peak Reading (dBuV)	AV Reading (dBuV)	Ant. / CL CF (dB)	Actual Fs		Peak Limit (dBuV/m)	AV Limit (dBuV/m)	Margin (dB)	Remarks
					Peak (dBuV/m)	AV (dBuV/m)				
11490	H	37.89	---	2.36	40.25	---	74.00	54.00	-13.75	Peak
17235	H	35.35	---	4.52	39.87	---	74.00	54.00	-14.13	Peak
22980	H	33.21	---	6.14	39.35	---	74.00	54.00	-14.65	Peak
N/A										

Notes: AV Means AV detector test data, Peak Means Peak detector test data.
Emissions attenuated more than 20 dB below the permissible value are not reported.

EUT	Tablet PC	Model Name	T100C
Temperature	26°C	Relative Humidity	56%
Pressure	960hPa	Test voltage	DC 19V From adapter
Test Mode	TX Mid		

Freq. (MHz)	Ant. Pol H/V	Peak Reading (dBuV)	AV Reading (dBuV)	Ant. / CL CF (dB)	Actual Fs		Peak Limit (dBuV/m)	AV Limit (dBuV/m)	Margin (dB)	Remark
					Peak (dBuV/m)	AV (dBuV/m)				
11570	V	37.62	---	2.36	39.98	---	74.00	54.00	-14.02	Peak
17355	V	34.64	---	4.52	39.16	---	74.00	54.00	-14.84	Peak
23140	V	32.23	---	6.14	38.37	---	74.00	54.00	-15.63	Peak
N/A										

EUT	Tablet PC	Model Name	T100C
Temperature	26°C	Relative Humidity	56%
Pressure	960hPa	Test voltage	DC 19V From adapter
Test Mode	TX Mid		

Freq. (MHz)	Ant. Pol H/V	Peak Reading (dBuV)	AV Reading (dBuV)	Ant. / CL CF (dB)	Actual Fs		Peak Limit (dBuV/m)	AV Limit (dBuV/m)	Margin (dB)	Remark
					Peak (dBuV/m)	AV (dBuV/m)				
11570	H	36.40	---	2.36	38.76	---	74.00	54.00	-15.24	Peak
17355	H	36.31	---	4.52	40.83	---	74.00	54.00	-13.17	Peak
23140	H	33.17	---	6.14	39.31	---	74.00	54.00	-14.69	Peak
N/A										

Notes: AV Means AV detector test data, Peak Means Peak detector test data.
Emissions attenuated more than 20 dB below the permissible value are not reported.

EUT	Tablet PC	Model Name	T100C
Temperature	26°C	Relative Humidity	56%
Pressure	960hPa	Test voltage	DC 19V From adapter
Test Mode	TX High		

Freq. (MHz)	Ant. Pol H/V	Peak Reading (dBuV)	AV Reading (dBuV)	Ant. / CL CF (dB)	Actual Fs		Peak Limit (dBuV/m)	AV Limit (dBuV/m)	Margin (dB)	Remark
					Peak (dBuV/m)	AV (dBuV/m)				
11650	V	37.01	---	2.36	39.37	---	74.00	54.00	-14.63	Peak
17475	V	35.4	---	4.52	39.92	---	74.00	54.00	-14.08	Peak
23300	V	35.12	---	6.14	41.26	---	74.00	54.00	-12.74	Peak
N/A										

EUT	Tablet PC	Model Name	T100C
Temperature	26°C	Relative Humidity	56%
Pressure	960hPa	Test voltage	DC 19V From adapter
Test Mode	TX High		

Freq. (MHz)	Ant. Pol H/V	Peak Reading (dBuV)	AV Reading (dBuV)	Ant. / CL CF (dB)	Actual Fs		Peak Limit (dBuV/m)	AV Limit (dBuV/m)	Margin (dB)	Remark
					Peak (dBuV/m)	AV (dBuV/m)				
11650	H	36.30	---	2.36	38.66	---	74.00	54.00	-15.34	Peak
17475	H	35.19	---	4.52	39.71	---	74.00	54.00	-14.29	Peak
23300	H	33.65	---	6.14	39.79	---	74.00	54.00	-14.21	Peak
N/A										

Notes: AV Means AV detector test data, Peak Means Peak detector test data.
Emissions attenuated more than 20 dB below the permissible value are not reported.

EUT	Tablet PC	Model Name	T100C
Temperature	26°C	Relative Humidity	56%
Pressure	960hPa	Test voltage	DC 19V From adapter
Test Mode	TX Low		

Freq. (MHz)	Ant. Pol H/V	Peak Reading (dBuV)	AV Reading (dBuV)	Ant. / CL CF (dB)	Actual Fs		Peak Limit (dBuV/m)	AV Limit (dBuV/m)	Margin (dB)	Remark
					Peak (dBuV/m)	AV (dBuV/m)				
1551	V	48.70	---	-10.07	38.63	---	74.00	54.00	-15.37	Peak
2695	V	46.73	---	-6.94	39.79	---	74.00	54.00	-14.21	Peak
3463	V	45.89	---	-4.95	40.94	---	74.00	54.00	-13.06	Peak
4844	V	41.11	---	0.64	41.75	---	74.00	54.00	-12.25	Peak
N/A										

EUT	Tablet PC	Model Name	T100C
Temperature	26°C	Relative Humidity	56%
Pressure	960hPa	Test voltage	DC 19V From adapter
Test Mode	TX Low		

Freq. (MHz)	Ant. Pol H/V	Peak Reading (dBuV)	AV Reading (dBuV)	Ant. / CL CF (dB)	Actual Fs		Peak Limit (dBuV/m)	AV Limit (dBuV/m)	Margin (dB)	Remark
					Peak (dBuV/m)	AV (dBuV/m)				
1542	H	48.96	---	-10.14	38.82	---	74.00	54.00	-15.18	Peak
2358	H	44.97	---	-7.59	37.38	---	74.00	54.00	-16.62	Peak
3096	H	44.31	---	-5.74	38.57	---	74.00	54.00	-15.43	Peak
4844	H	40.39	---	0.64	41.03	---	74.00	54.00	-12.97	Peak
N/A										

Notes: AV Means AV detector test data, Peak Means Peak detector test data.

Emissions attenuated more than 20 dB below the permissible value are not reported.

EUT	Tablet PC	Model Name	T100C
Temperature	26°C	Relative Humidity	56%
Pressure	960hPa	Test voltage	DC 19V From adapter
Test Mode	TX Mid		

Freq. (MHz)	Ant. Pol H/V	Peak Reading (dBuV)	AV Reading (dBuV)	Ant. / CL CF (dB)	Actual Fs		Peak Limit (dBuV/m)	AV Limit (dBuV/m)	Margin (dB)	Remark
					Peak (dBuV/m)	AV (dBuV/m)				
1628	V	49.22	---	-9.84	39.38	---	74.00	54.00	-14.62	Peak
2593	V	47.29	---	-7.13	40.16	---	74.00	54.00	-13.84	Peak
3301	V	46.16	---	-5.31	40.85	---	74.00	54.00	-13.15	Peak
4874	V	40.47	---	0.76	41.23	---	74.00	54.00	-12.77	Peak

EUT	Tablet PC	Model Name	T100C
Temperature	26°C	Relative Humidity	56%
Pressure	960hPa	Test voltage	DC 19V From adapter
Test Mode	TX Mid		

Freq. (MHz)	Ant. Pol H/V	Peak Reading (dBuV)	AV Reading (dBuV)	Ant. / CL CF (dB)	Actual Fs		Peak Limit (dBuV/m)	AV Limit (dBuV/m)	Margin (dB)	Remark
					Peak (dBuV/m)	AV (dBuV/m)				
1564	H	48.91	---	-10.07	38.84	---	74.00	54.00	-15.16	Peak
2248	H	47.71	---	-8.13	39.58	---	74.00	54.00	-14.42	Peak
3159	H	46.77	---	-5.52	41.25	---	74.00	54.00	-12.75	Peak
4874	H	41.40	---	0.76	42.16	---	74.00	54.00	-11.84	Peak

Notes: AV Means AV detector test data, Peak Means Peak detector test data.
Emissions attenuated more than 20 dB below the permissible value are not reported.

EUT	Tablet PC	Model Name	T100C
Temperature	26°C	Relative Humidity	56%
Pressure	960hPa	Test voltage	DC 19V From adapter
Test Mode	TX High		

Freq. (MHz)	Ant. Pol H/V	Peak Reading (dBuV)	AV Reading (dBuV)	Ant. / CL CF (dB)	Actual Fs		Peak Limit (dBuV/m)	AV Limit (dBuV/m)	Margin (dB)	Remark
					Peak (dBuV/m)	AV (dBuV/m)				
1645	V	48.15	---	-9.84	38.31	---	74.00	54.00	-15.69	Peak
2590	V	48.76	---	-7.13	41.63	---	74.00	54.00	-12.37	Peak
3851	V	45.80	---	-3.84	41.96	---	74.00	54.00	-12.04	Peak
4904	V	41.38	---	0.87	42.25	---	74.00	54.00	-11.75	Peak

EUT	Tablet PC	Model Name	T100C
Temperature	26°C	Relative Humidity	56%
Pressure	960hPa	Test voltage	DC 19V From adapter
Test Mode	TX High		

Freq. (MHz)	Ant. Pol H/V	Peak Reading (dBuV)	AV Reading (dBuV)	Ant. / CL CF (dB)	Actual Fs		Peak Limit (dBuV/m)	AV Limit (dBuV/m)	Margin (dB)	Remark
					Peak (dBuV/m)	AV (dBuV/m)				
1792	H	49.59	---	-9.27	40.32	---	74.00	54.00	-13.68	Peak
2804	H	47.36	---	-6.17	41.19	---	74.00	54.00	-12.81	Peak
3743	H	45.85	---	-4.24	41.61	---	74.00	54.00	-12.39	Peak
4904	H	41.39	---	0.87	42.26	---	74.00	54.00	-11.74	Peak

Notes: AV Means AV detector test data, Peak Means Peak detector test data.
Emissions attenuated more than 20 dB below the permissible value are not reported.

IEEE 802.11n/HT40 with 5.8G

EUT	Tablet PC	Model Name	T100C
Temperature	26°C	Relative Humidity	56%
Pressure	960hPa	Test voltage	DC 19V From adapter
Test Mode	TX Low		

Freq. (MHz)	Ant. Pol H/V	Peak Reading (dBuV)	AV Reading (dBuV)	Ant. / CL CF (dB)	Actual Fs		Peak Limit (dBuV/m)	AV Limit (dBuV/m)	Margin (dB)	Remarks
					Peak (dBuV/m)	AV (dBuV/m)				
11510	V	36.51	---	2.36	38.87	---	74.00	54.00	-15.13	Peak
17265	V	35.07	---	4.52	39.59	---	74.00	54.00	-14.41	Peak
23020	V	34.29	---	6.14	40.43	---	74.00	54.00	-13.57	Peak
N/A										

EUT	Tablet PC	Model Name	T100C
Temperature	26°C	Relative Humidity	56%
Pressure	960hPa	Test voltage	DC 19V From adapter
Test Mode	TX Low		

Freq. (MHz)	Ant. Pol H/V	Peak Reading (dBuV)	AV Reading (dBuV)	Ant. / CL CF (dB)	Actual Fs		Peak Limit (dBuV/m)	AV Limit (dBuV/m)	Margin (dB)	Remarks
					Peak (dBuV/m)	AV (dBuV/m)				
11510	H	37.38	---	2.36	39.74	---	74.00	54.00	-14.26	Peak
17265	H	36.10	---	4.52	40.62	---	74.00	54.00	-13.38	Peak
23020	H	34.39	---	6.14	40.53	---	74.00	54.00	-13.47	Peak
N/A										

Notes: AV Means AV detector test data, Peak Means Peak detector test data.
Emissions attenuated more than 20 dB below the permissible value are not reported.

EUT	Tablet PC	Model Name	T100C
Temperature	26°C	Relative Humidity	56%
Pressure	960hPa	Test voltage	DC 19V From adapter
Test Mode	TX High		

Freq. (MHz)	Ant. Pol H/V	Peak Reading (dBuV)	AV Reading (dBuV)	Ant. / CL CF (dB)	Actual Fs		Peak Limit (dBuV/m)	AV Limit (dBuV/m)	Margin (dB)	Remark
					Peak (dBuV/m)	AV (dBuV/m)				
11590	V	37.05	---	2.36	39.41	---	74.00	54.00	-14.59	Peak
17385	V	35.66	---	4.52	40.18	---	74.00	54.00	-13.82	Peak
23180	V	33.95	---	6.14	40.09	---	74.00	54.00	-13.91	Peak
N/A										

EUT	Tablet PC	Model Name	T100C
Temperature	26°C	Relative Humidity	56%
Pressure	960hPa	Test voltage	DC 19V From adapter
Test Mode	TX High		

Freq. (MHz)	Ant. Pol H/V	Peak Reading (dBuV)	AV Reading (dBuV)	Ant. / CL CF (dB)	Actual Fs		Peak Limit (dBuV/m)	AV Limit (dBuV/m)	Margin (dB)	Remark
					Peak (dBuV/m)	AV (dBuV/m)				
11590	H	37.16	---	2.36	39.52	---	74.00	54.00	-14.48	Peak
17385	H	35.31	---	4.52	39.83	---	74.00	54.00	-14.17	Peak
23180	H	33.6	---	6.14	39.74	---	74.00	54.00	-14.26	Peak
N/A										

Notes: AV Means AV detector test data, Peak Means Peak detector test data.
Emissions attenuated more than 20 dB below the permissible value are not reported.

6 POWER LINE CONDUCTED EMISSION

6.1 Conducted Emission Limits(15.207)

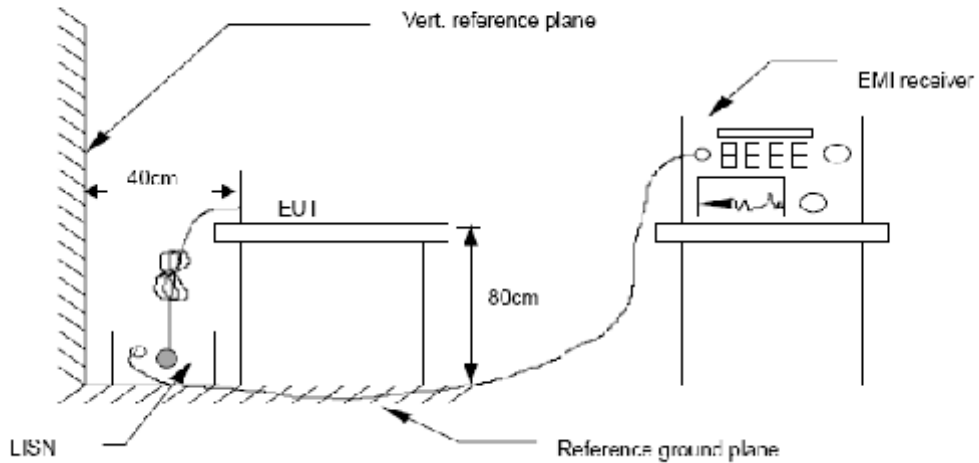
Frequency MHz	Limits dB(μ V)	
	Quasi-peak Level	Average Level
0.15 -0.50	66 -56*	56 - 46*
0.50 -5.00	56	46
5.00 -30.00	60	50

Notes: 1. *Decreasing linearly with logarithm of frequency.

2. The lower limit shall apply at the transition frequencies.

3. The limit decreases in line with the logarithm of the frequency in the rang of 0.15 to 0.50 MHz.

6.2 Test Setup



6.3 Test Procedure

The EUT is put on the plane 0.8m high above the ground by insulating support and is connected to the power mains through a line impedance stabilization network (L.I.S.N.). This provides a 50ohm coupling impedance for the EUT system. Please refer the block diagram of the test setup and photographs. Both sides of AC lines are checked to find out the maximum conducted emission. In order to find the maximum emission levels, the relative positions of equipment and all of the interface cables shall be changed according to ANSI C63.4-2003 on Conducted Emission Measurement. The bandwidth of test receiver (R & S ESCT100C0) is set at 9 kHz.

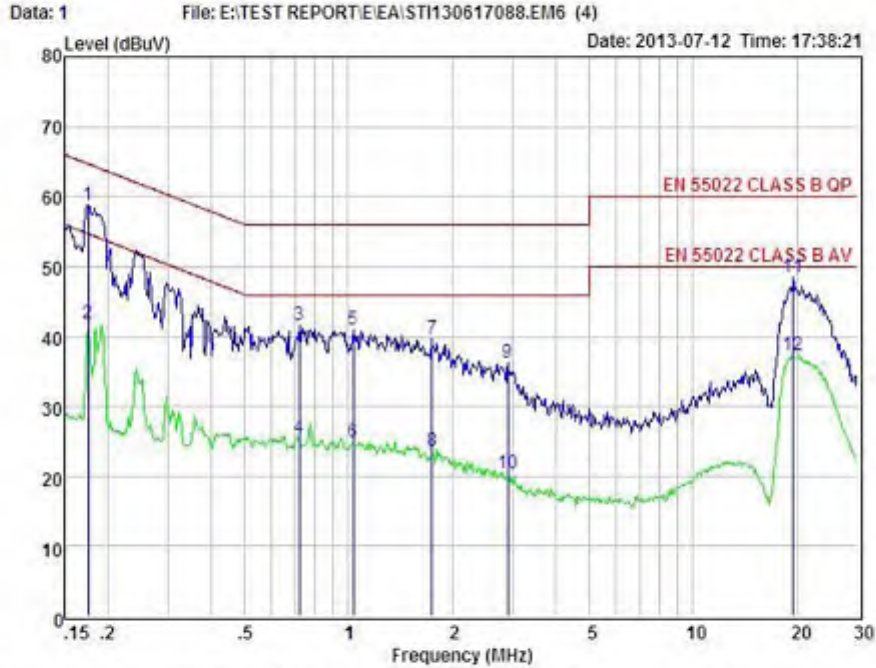
6.4 Test Results

PASS

Detailed information please see the following page.



Shenzhen Certification Technology Service Co., Ltd.
 2F, Building B, East Area of Nanchang Second Industrial Zone,
 Gushu 2nd Road, Bao'an District, Shenzhen 518126, P.R. China
 Tel: 4006786199 Fax: +86-755-26736857
 Website: http://www.cessz.com Email: Service@cessz.com



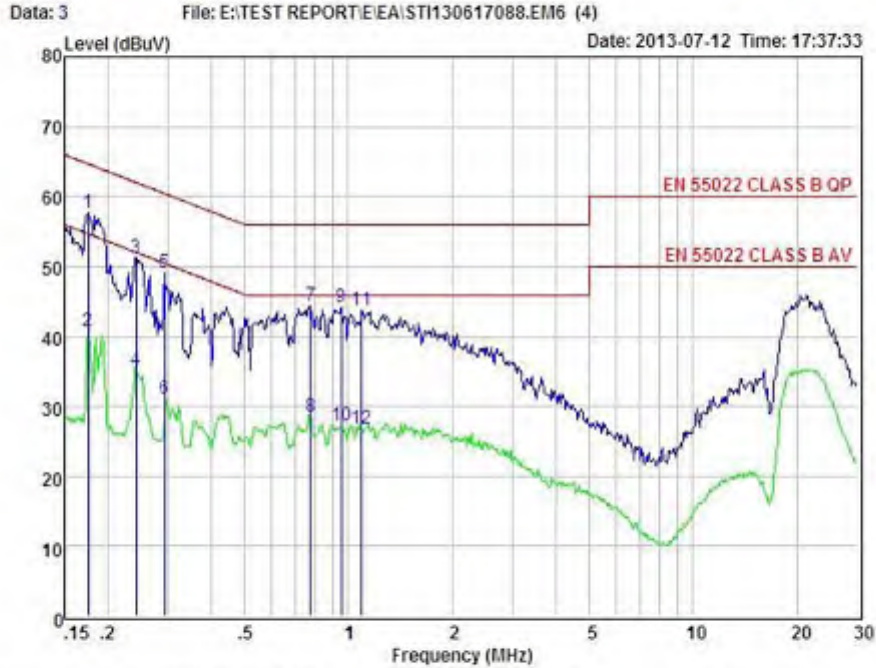
Condition : EN 55022 CLASS B QP POL: LINE Temp: Hum:
 EUT : Tablet PC
 Model No : T100C
 Test Mode : Link mode and Charger
 Power : DC 19V Adapter Input AC 230V/50Hz
 Test Engineer: Sky
 Remark :

Item	Freq MHz	Read dBuV	LISN Factor dB	Preamp Factor dB	Cable Loss dB	Level dBuV	Limit dBuV	Margin dBuV	Remark
1	0.175	48.93	0.03	-9.72	0.10	58.78	64.70	-5.92	QP
2	0.175	31.93	0.03	-9.72	0.10	41.78	54.70	-12.92	Average
3	0.722	31.67	0.04	-9.72	0.10	41.53	56.00	-14.47	QP
4	0.722	15.67	0.04	-9.72	0.10	25.53	46.00	-20.47	Average
5	1.034	31.02	0.04	-9.71	0.10	40.87	56.00	-15.13	QP
6	1.034	15.02	0.04	-9.71	0.10	24.87	46.00	-21.13	Average
7	1.747	29.77	0.05	-9.70	0.10	39.62	56.00	-16.38	QP
8	1.747	13.77	0.05	-9.70	0.10	23.62	46.00	-22.38	Average
9	2.894	26.42	0.07	-9.70	0.12	36.31	56.00	-19.69	QP
10	2.894	10.42	0.07	-9.70	0.12	20.31	46.00	-25.69	Average
11	19.523	38.28	0.31	-9.48	0.34	48.41	60.00	-11.59	QP
12	19.523	27.28	0.31	-9.48	0.34	37.41	50.00	-12.59	Average

Remarks: Level = Read + LISN Factor - Preamp Factor + Cable Loss



Shenzhen Certification Technology Service Co., Ltd.
 2F, Building B, East Area of Nanchang Second Industrial Zone,
 Gushu 2nd Road, Bao'an District, Shenzhen 518126, P.R. China
 Tel: 4006786199 Fax: +86-755-26736857
 Website: http://www.cessz.com Email: Service@cessz.com



Condition : EN 55022 CLASS B QP POL: NEUTRAL Temp: Hum:
 EUT : Tablet PC
 Model No : T100C
 Test Mode : Link mode and Charger
 Power : DC 19V Adapter Input AC 230V/50Hz
 Test Engineer: Sky
 Remark :

Item	Freq MHz	Read dBuV	LISN Factor dB	Preamp Factor dB	Cable Loss dB	Level dBuV	Limit dBuV	Margin dBuV	Remark
1	0.175	47.88	0.03	-9.72	0.10	57.73	64.70	-6.97	QP
2	0.175	30.88	0.03	-9.72	0.10	40.73	54.70	-13.97	Average
3	0.242	41.37	0.03	-9.72	0.10	51.22	62.02	-10.80	QP
4	0.242	25.37	0.03	-9.72	0.10	35.22	52.02	-16.80	Average
5	0.293	39.16	0.03	-9.72	0.10	49.01	60.43	-11.42	QP
6	0.293	21.16	0.03	-9.72	0.10	31.01	50.43	-19.42	Average
7	0.776	34.68	0.00	-9.71	0.10	44.49	56.00	-11.51	QP
8	0.776	18.68	0.00	-9.71	0.10	28.49	46.00	-17.51	Average
9	0.954	34.29	0.04	-9.71	0.10	44.14	56.00	-11.86	QP
10	0.954	17.29	0.04	-9.71	0.10	27.14	46.00	-18.86	Average
11	1.093	33.98	0.04	-9.71	0.10	43.83	56.00	-12.17	QP
12	1.093	16.98	0.04	-9.71	0.10	26.83	46.00	-19.17	Average

Remarks: Level = Read + LISN Factor - Preamp Factor + Cable Loss

7 Conducted Maximum Output Power

7.1 Test limit

Please refer section 15.247.

Regulation 15.247(b) The limit of Maximum Peak Output Power Measurement is 1W(30dBm)

7.2 Test Procedure

Details see the KDB558074 Meas Guidance V03

7.2.1 Place the EUT on the table and set it in transmitting mode.

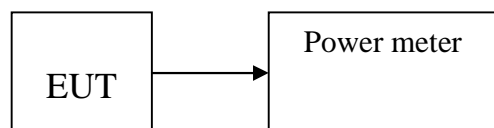
7.2.2 Connected the EUT's antenna port to peak power meter by 20dB attenuator.

7.2.3 Measure out each mode and each bands peak output power of EUT.

Note: The cable loss and attenuator loss were offset into measure device as amplitude offset.

Details see the KDB558074 DTS Meas Guidance V03

7.3 Test Setup



7.4 Test Results

PASS

Detailed information please see the following page.

EUT: Tablet PC		M/N: T100C		
Test date: 2013-07-10		Test site: RF site		Tested by: Simple Guan
Mode	Frequency (MHz)	PK Output power (dBm)	Limit (dBm)	Margin (dB)
IEEE 802.11 a with 5.8G	CH149: 5745	14.46	30	15.54
	CH157: 5785	14.84	30	15.16
	CH165: 5825	13.94	30	16.06
IEEE 802.11 b	CH1: 2412	18.62	30	11.38
	CH6: 2437	18.72	30	11.28
	CH11: 2462	19.12	30	10.88
IEEE 802.11 g	CH1: 2412	21.84	30	8.16
	CH6: 2437	21.56	30	8.44
	CH11: 2462	21.29	30	8.71
IEEE 802.11 n/HT20 with 2.4G	CH1: 2412	21.81	30	8.19
	CH6: 2437	21.15	30	8.85
	CH11: 2462	21.09	30	8.91
IEEE 802.11 n/HT20 with 5.8G	CH149: 5745	15.82	30	14.18
	CH157: 5785	15.09	30	14.91
	CH165: 5825	14.93	30	15.07
IEEE 802.11 n/HT40 with 2.4G	CH1: 2422	21.43	30	8.57
	CH4: 2437	21.00	30	9.00
	CH7: 2452	20.74	30	9.26
IEEE 802.11 n/HT40 with 5.8G	CH151: 5755	15.87	30	14.13
	CH159: 5795	15.61	30	14.39
Note: This test with port 1 antenna.				
Conclusion: PASS				

EUT: Tablet PC		M/N: T100C		
Test date: 2013-07-10		Test site: RF site		Tested by: Simple Guan
Mode	Frequency (MHz)	PK Output power (dBm)	Limit (dBm)	Margin (dB)
IEEE 802.11 a with 5.8G	CH149: 5745	17.91	30	12.09
	CH157: 5785	17.60	30	12.40
	CH165: 5825	17.43	30	12.57
IEEE 802.11 b	CH1: 2412	19.12	30	10.88
	CH6: 2437	18.51	30	11.49
	CH11: 2462	17.75	30	12.25
IEEE 802.11 g	CH1: 2412	19.81	30	10.19
	CH6: 2437	19.29	30	10.71
	CH11: 2462	18.90	30	11.10
IEEE 802.11 n/HT20 with 2.4G	CH1: 2412	20.81	30	9.19
	CH6: 2437	19.71	30	10.29
	CH11: 2462	19.95	30	10.05
IEEE 802.11 n/HT20 with 5.8G	CH149: 5745	17.32	30	12.68
	CH157: 5785	17.49	30	12.51
	CH165: 5825	16.90	30	13.1
IEEE 802.11 n/HT40 with 2.4G	CH1: 2422	19.82	30	10.18
	CH4: 2437	19.69	30	10.31
	CH7: 2452	19.91	30	10.09
IEEE 802.11 n/HT40 with 5.8G	CH151: 5755	18.28	30	11.72
	CH159: 5795	17.21	30	12.79
Note: This test with port 2 antenna.				
Conclusion: PASS				

EUT: Tablet PC		M/N: T100C		
Test date: 2013-07-10		Test site: RF site		Tested by: Simple Guan
Mode	Frequency (MHz)	PK Output power (dBm)	Limit (dBm)	Margin (dB)
IEEE 802.11 n/HT20 with 2.4G	CH1: 2412	24.35	30	5.65
	CH6: 2437	23.50	30	6.50
	CH11: 2462	23.57	30	6.43
IEEE 802.11 n/HT20 with 5.8G	CH149: 5745	19.64	30	10.36
	CH157: 5785	19.46	30	10.54
	CH165: 5825	19.04	30	10.96
IEEE 802.11 n/HT40 with 2.4G	CH1: 2422	23.71	30	6.29
	CH4: 2437	23.40	30	6.60
	CH7: 2452	23.36	30	6.64
IEEE 802.11 n/HT40 with 5.8G	CH151: 5755	20.25	30	9.75
	CH159: 5795	19.49	30	10.51
Note: 1 This result with port 1 and port 2 antenna. 2 According to KDB 662911, Result power = $10\log(10^{\text{ant1}/10} + 10^{\text{ant2}/10})$ 3 Result unit: W, The end PK Output power result is converted to units of dBm.				
Conclusion: PASS				

8 PEAK POWER SPECTRAL DENSITY

8.1 Test limit

8.1.1 Please refer section 15.247.

8.1.2 For direct sequence systems, the peak power spectral density conducted from the intentional radiator to the antenna shall not be greater than 8dBm in any 3kHz band during any time interval of continuous transmission.

8.1.3 The direct sequence operating of the hybrid system, with the frequency hopping operation turned off, shall comply with the power density requirements of paragraph (d) of this section.

8.2 Method of measurement

Details see the KDB558074 DTS Meas Guidance V03

8.2.1 Place the EUT on the table and set it in transmitting mode.

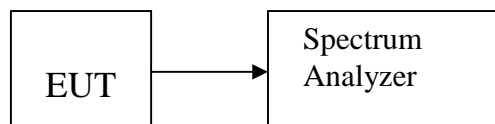
8.2.2 Remove the antenna from the EUT and then connect a low loss RF cable from the antenna port to the spectrum analyzer.

8.2.3 Set the spectrum analyzer as RBW = 3kHz, VBW = 10kHz, span=5-30%EBW, detail see the test plot.

8.2.4 Record the max reading.

8.2.5 Repeat the above procedure until the measurements for all frequencies are completed.

8.3 Test Setup



8.4 Test Results

PASS.

Detailed information please see the following page.

Channel	Frequency (MHz)	Power Spectral Density (dBm)	Limit (dBm)	Result
IEEE 802.11a with 5.8G:				
Low	5745	-13.92	8	PASS
Mid	5785	-16.90	8	PASS
High	5825	-17.50	8	PASS
IEEE 802.11b:				
Low	2412	-10.53	8	PASS
Mid	2437	-10.10	8	PASS
High	2462	-10.54	8	PASS
IEEE 802.11g:				
Low	2412	-8.009	8	PASS
Mid	2437	-9.935	8	PASS
High	2462	-11.57	8	PASS
IEEE 802.11n/HT20 with 2.4G:				
Low	2412	-8.786	8	PASS
Mid	2437	-11.55	8	PASS
High	2462	-8.345	8	PASS
IEEE 802.11n/HT20 with 5.8G:				
Low	5745	-14.73	8	PASS
Mid	5785	-15.94	8	PASS
High	5825	-17.16	8	PASS

IEEE 802.11n/HT40 with 2.4G:				
Low	2422	-11.53	8	PASS
Mid	2437	-11.95	8	PASS
High	2452	-12.38	8	PASS
IEEE 802.11n/HT40 with 5.8G:				
Low	5755	-18.08	8	PASS
High	5795	-19.22	8	PASS
Note: This test with port 1 antenna.				

Channel	Frequency (MHz)	Power Spectral Density (dBm)	Limit (dBm)	Result
IEEE 802.11a with 5.8G:				
Low	5745	-12.20	8	PASS
Mid	5785	-14.58	8	PASS
High	5825	-13.25	8	PASS
IEEE 802.11b:				
Low	2412	-9.509	8	PASS
Mid	2437	-11.51	8	PASS
High	2462	-12.61	8	PASS
IEEE 802.11g:				
Low	2412	-8.551	8	PASS
Mid	2437	-8.47	8	PASS
High	2462	-11.49	8	PASS

IEEE 802.11n/HT20 with 2.4G:				
Low	2412	-7.79	8	PASS
Mid	2437	-9.979	8	PASS
High	2462	-9.495	8	PASS
IEEE 802.11n/HT20 with 5.8G:				
Low	5745	-13.67	8	PASS
Mid	5785	-14.35	8	PASS
High	5825	-15.32	8	PASS
IEEE 802.11n/HT40 with 2.4G:				
Low	2422	-11.72	8	PASS
Mid	2437	-12.20	8	PASS
High	2452	-13.53	8	PASS
IEEE 802.11n/HT40 with 5.8G:				
Low	5755	-14.57	8	PASS
High	5795	-17.03	8	PASS
Note: This test with port 2 antenna.				

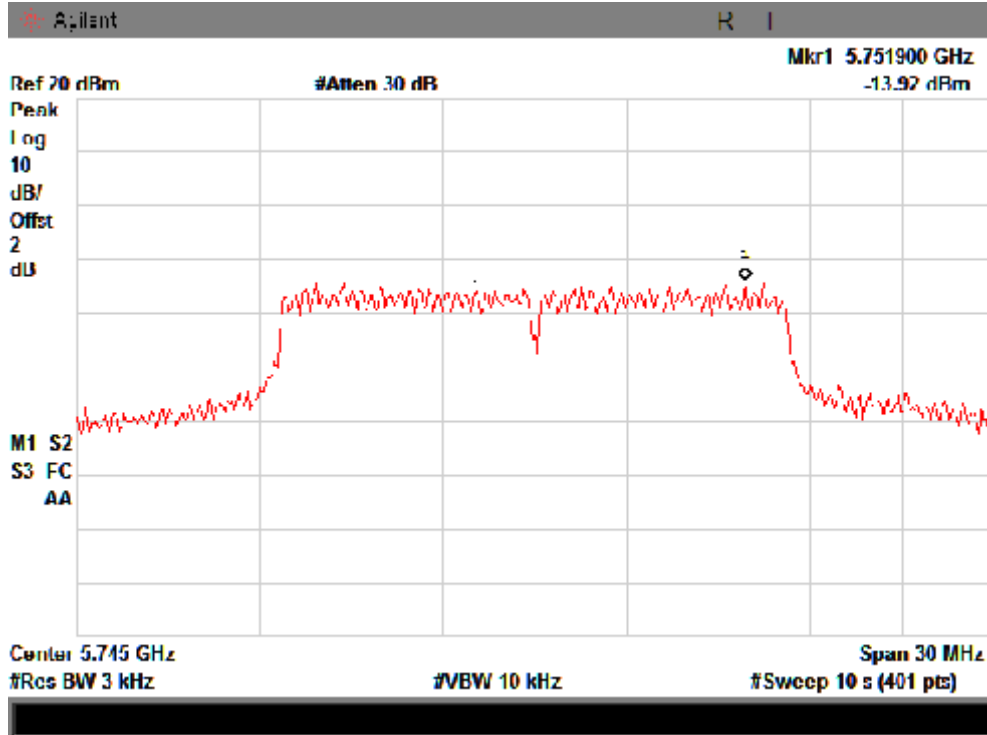
Channel	Frequency (MHz)	Power Spectral Density (dBm)	Limit (dBm)	Result
IEEE 802.11n/HT20 with 2.4G:				
Low	2412	-5.25	8	PASS
Mid	2437	-7.68	8	PASS
High	2462	-5.87	8	PASS
IEEE 802.11n/HT20 with 5.8G:				
Low	5745	-11.16	8	PASS
Mid	5785	-12.06	8	PASS
High	5825	-13.13	8	PASS
IEEE 802.11n/HT40 with 2.4G:				
Low	2422	-8.61	8	PASS
Mid	2437	-9.06	8	PASS
High	2452	-9.91	8	PASS
IEEE 802.11n/HT40 with 5.8G:				
Low	5755	-12.97	8	PASS
High	5795	-14.98	8	PASS
<p>Note: 1 This result with port 1 and port 2 antenna. 2 According to KDB 662911, Result power = $10\log(10^{\text{ant1}/10} + 10^{\text{ant2}/10})$ 3 Result unit: W, The end PK Output power result is converted to units of dBm.</p>				

Report No.: STI130617088

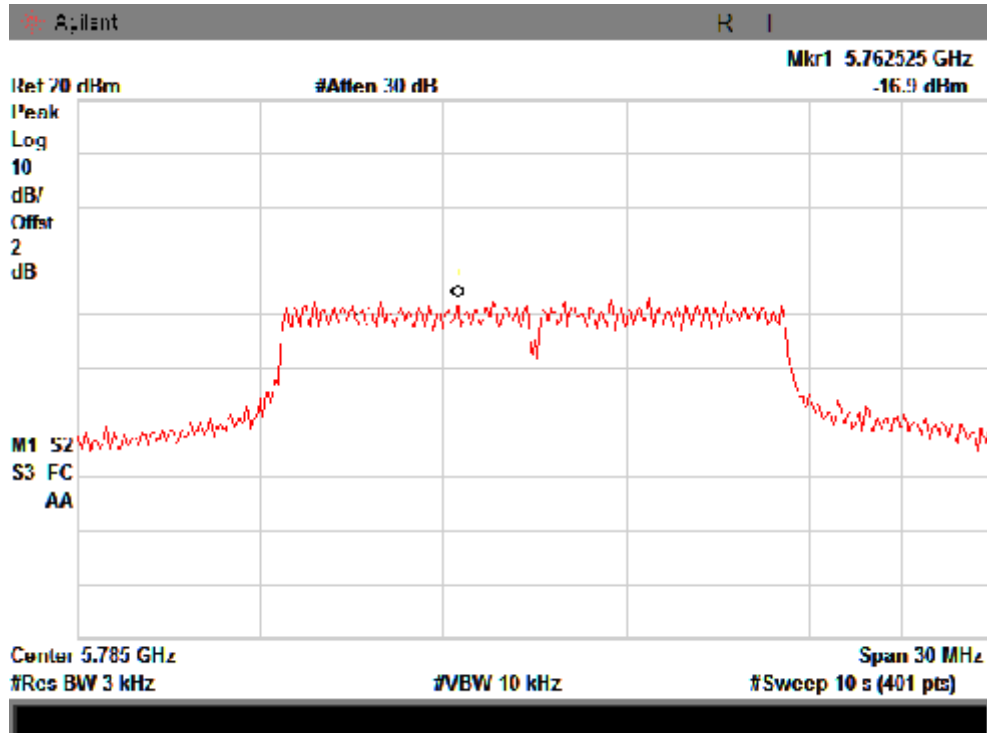
From 1G-25GHz with port 1 antenna

IEEE 802.11a with 5.8G:

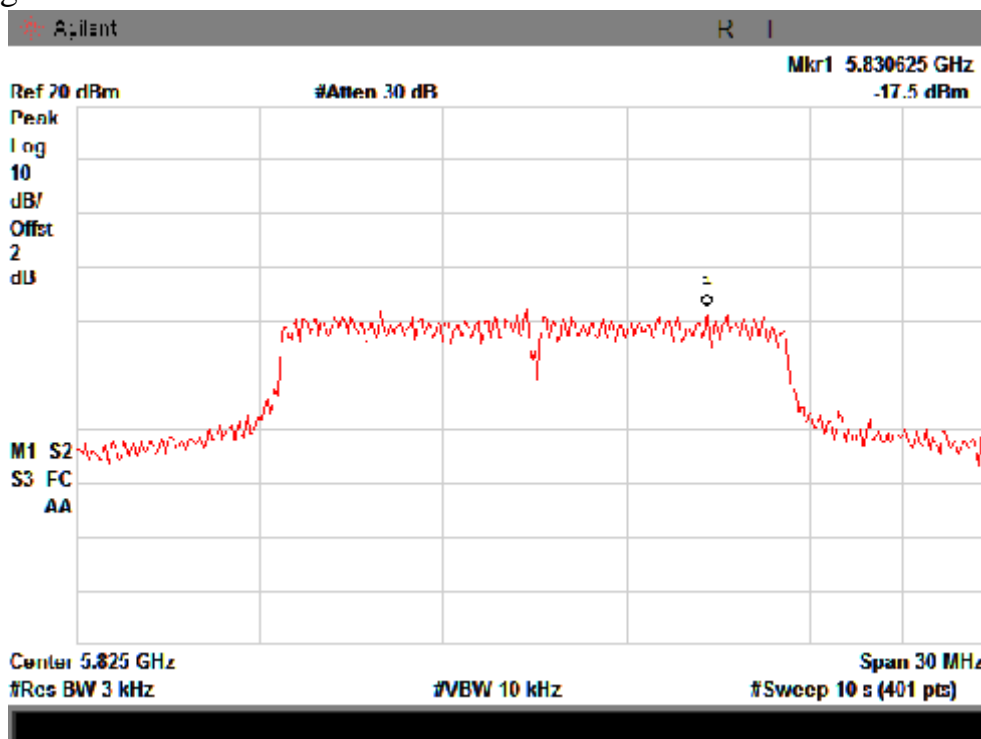
CH Low :



CH Mid :

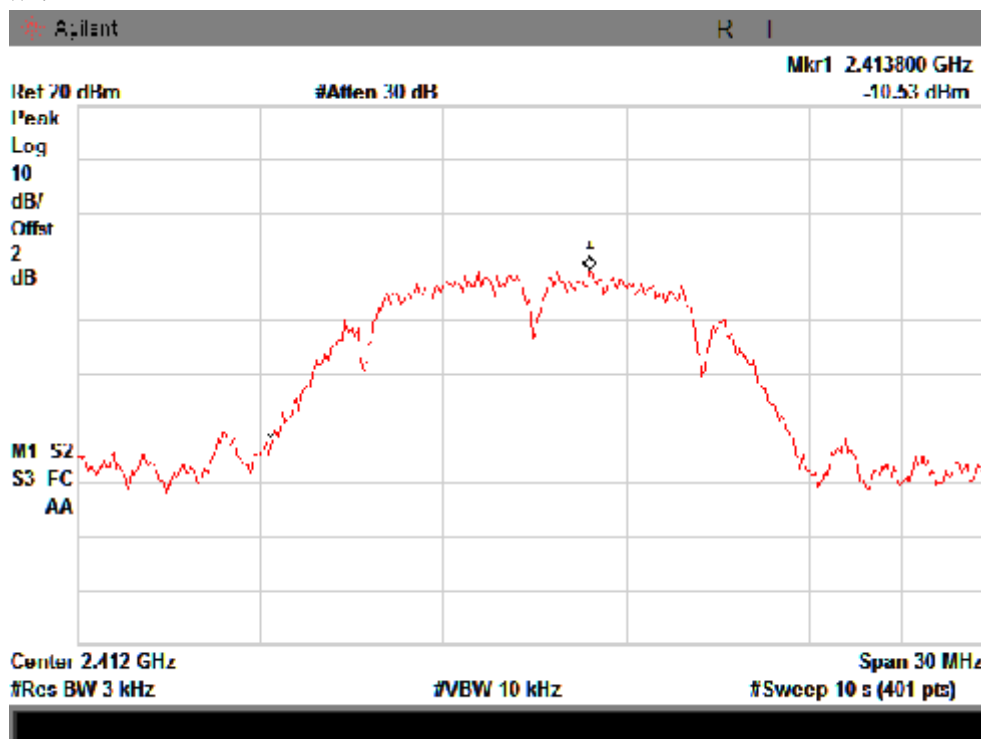


CH High :

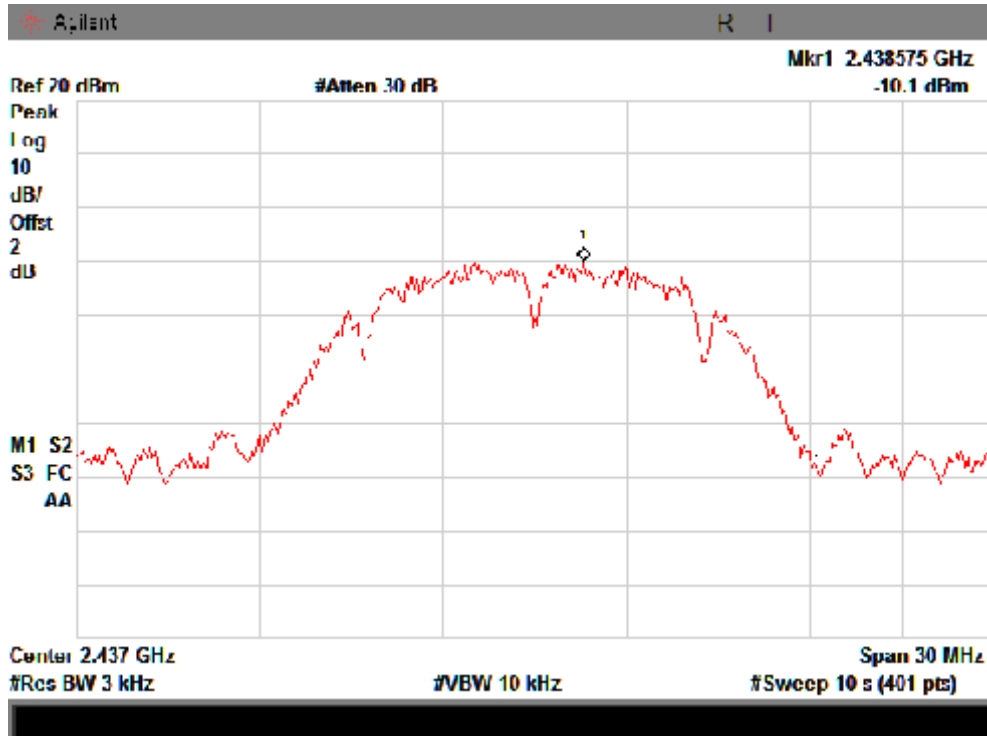


IEEE 802.11b:

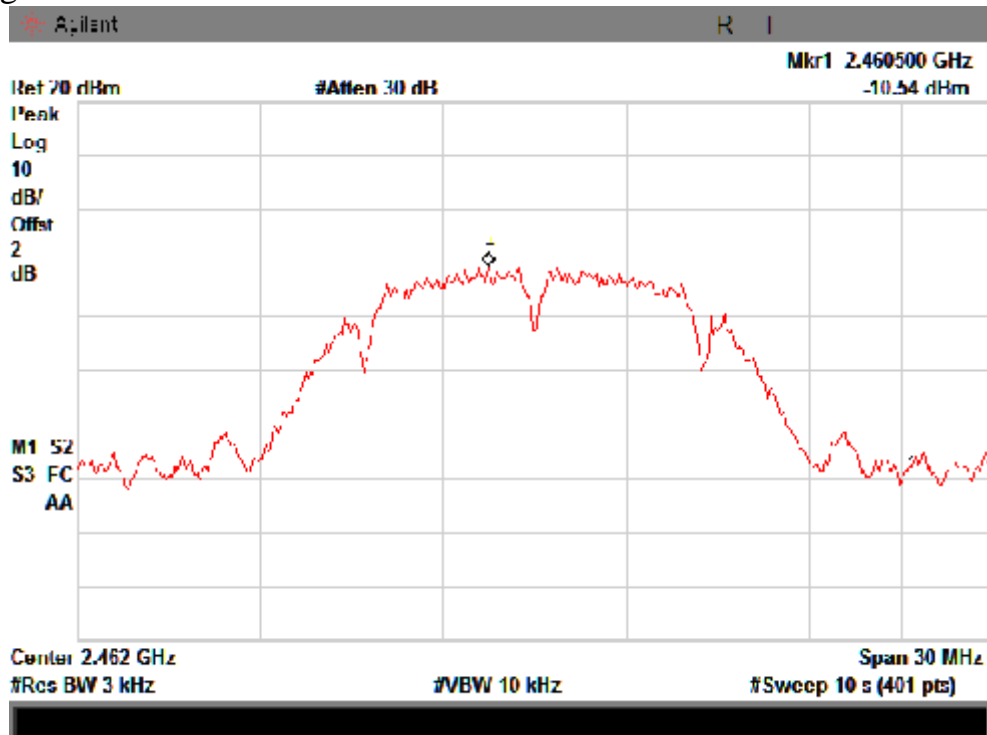
CH Low :



CH Mid :

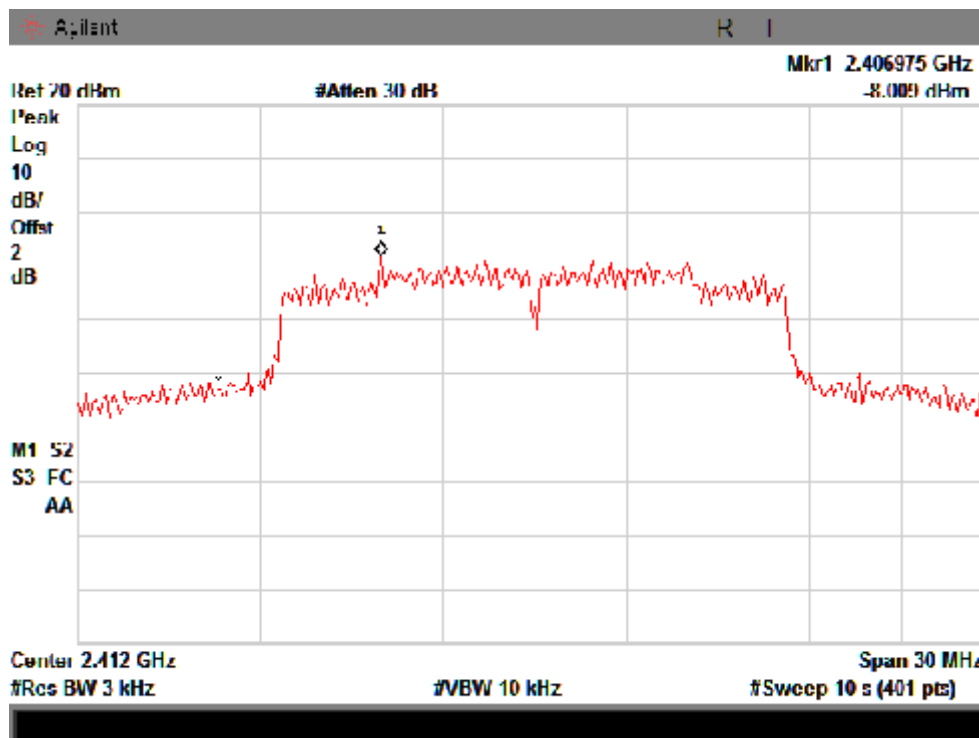


CH High :

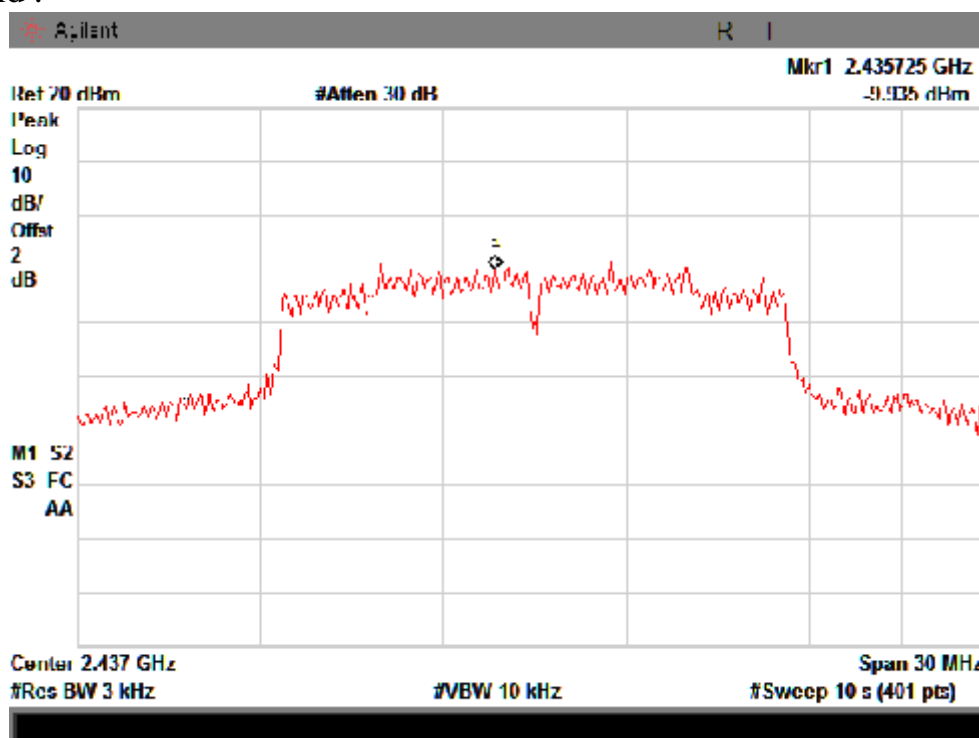


IEEE 802.11g:

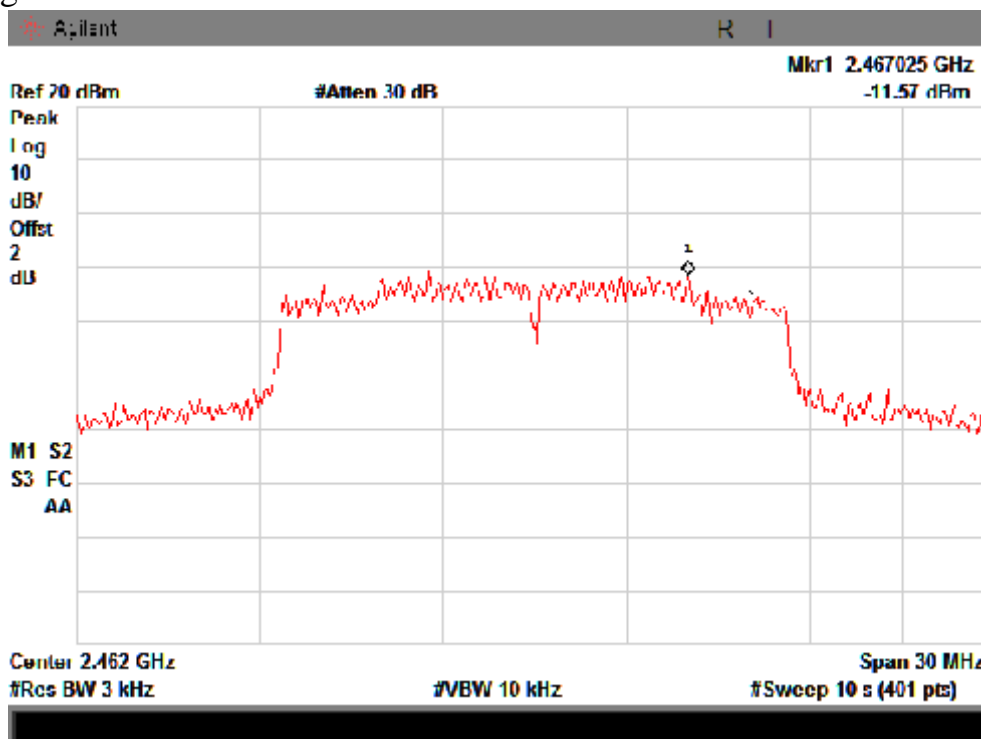
CH Low :



CH Mid :

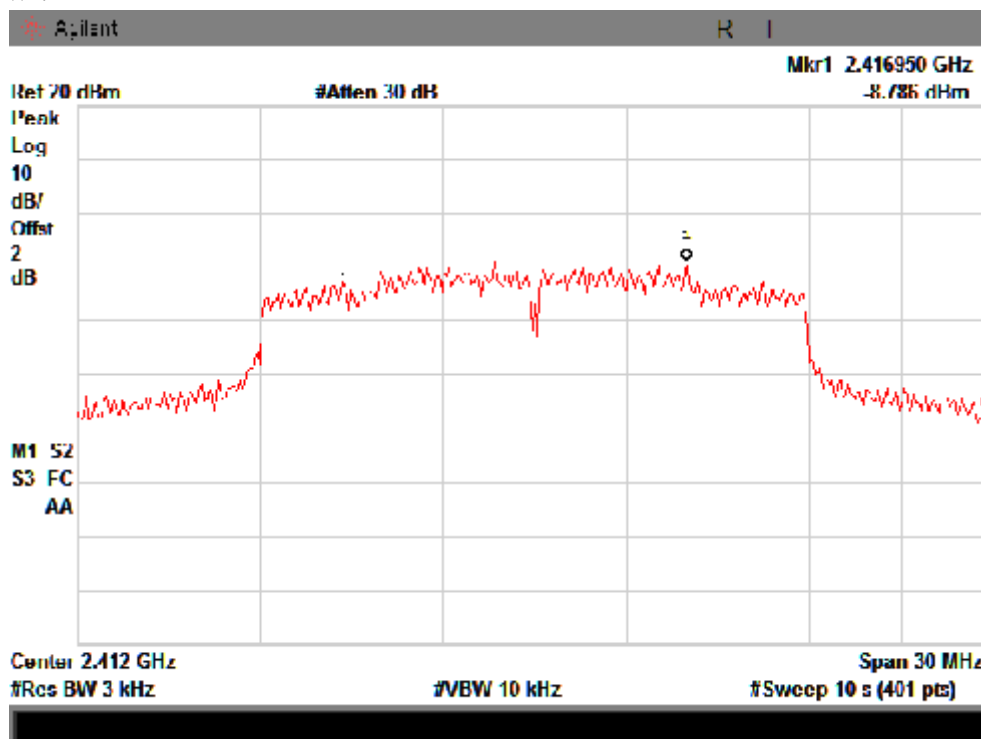


CH High :

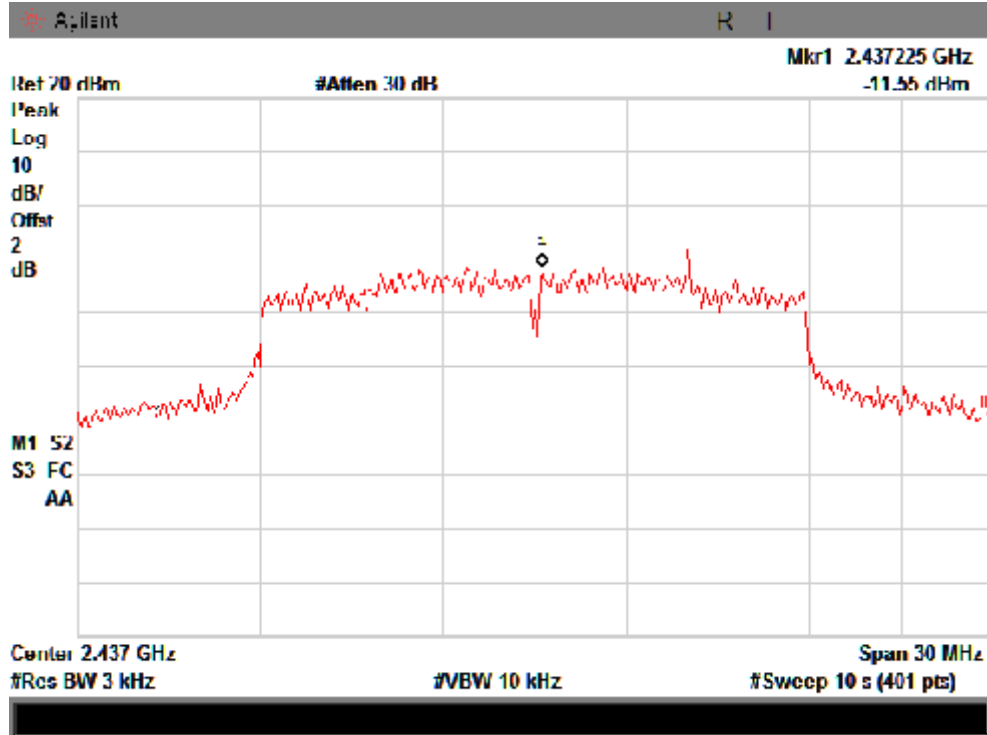


IEEE 802.11n/HT20 with 2.4G:

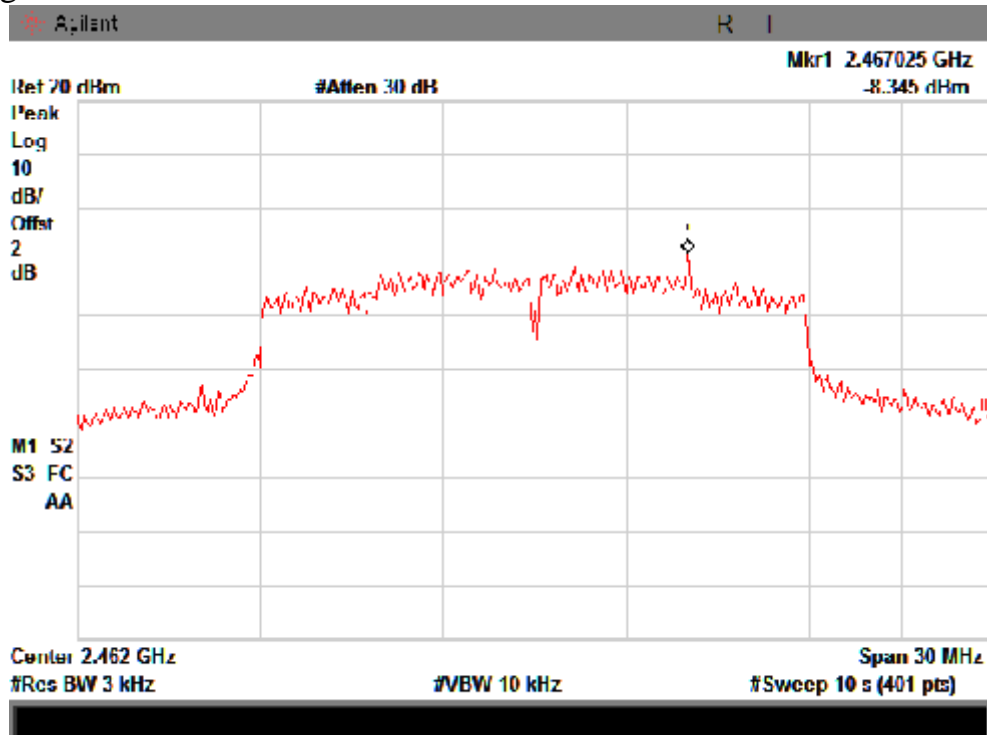
CH Low :



CH Mid :

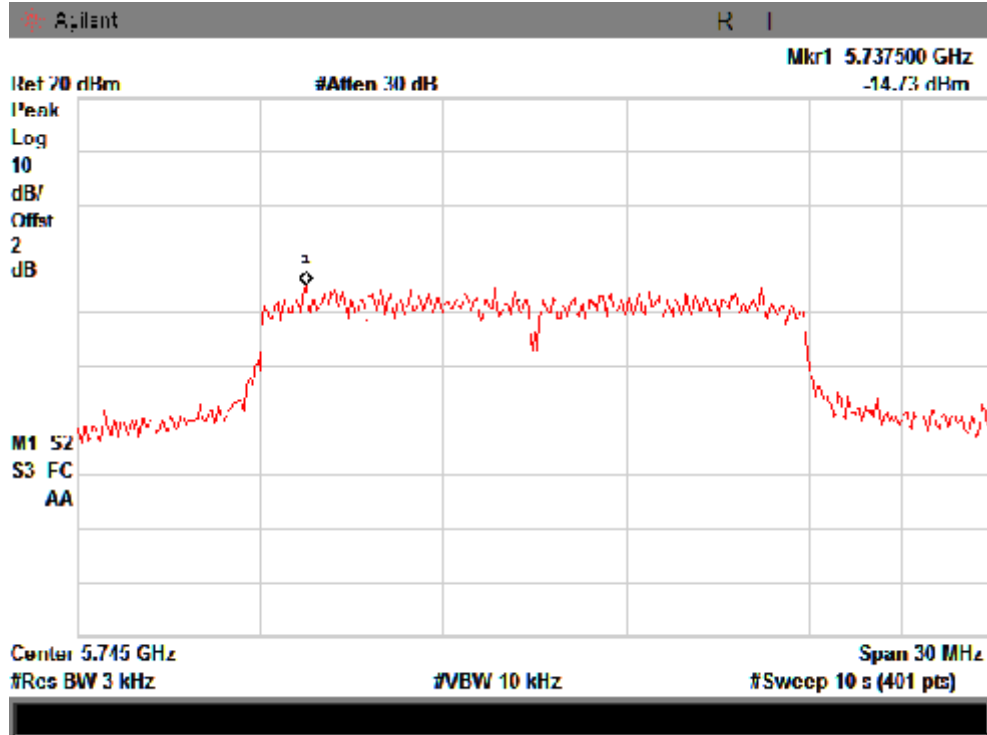


CH High :

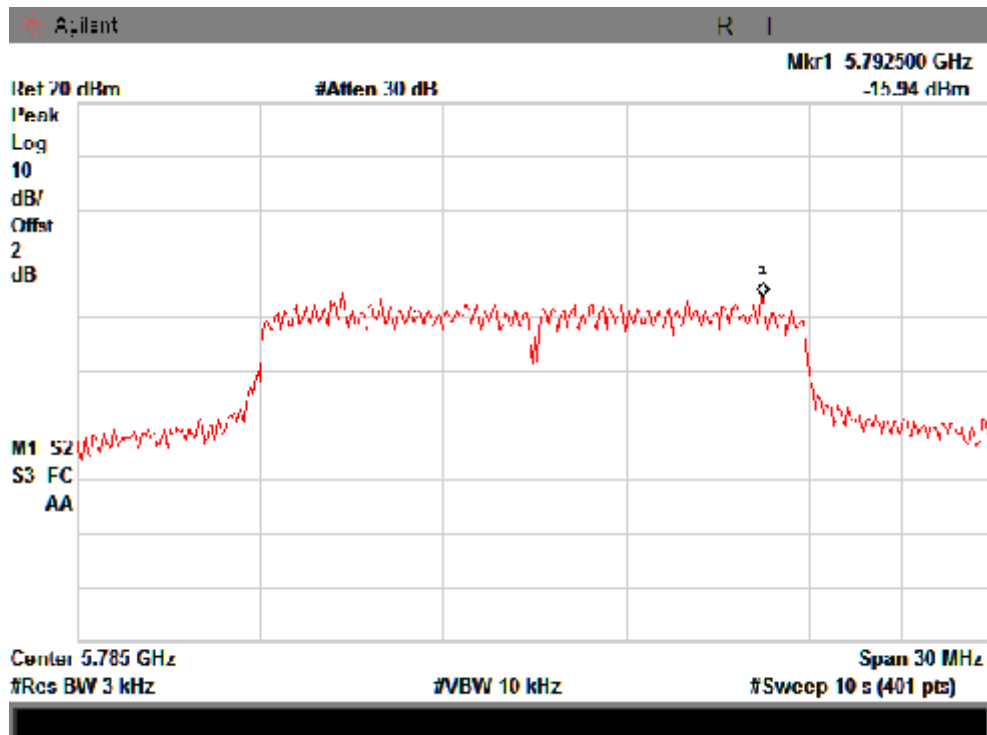


IEEE 802.11n/HT20 with 5.8G:

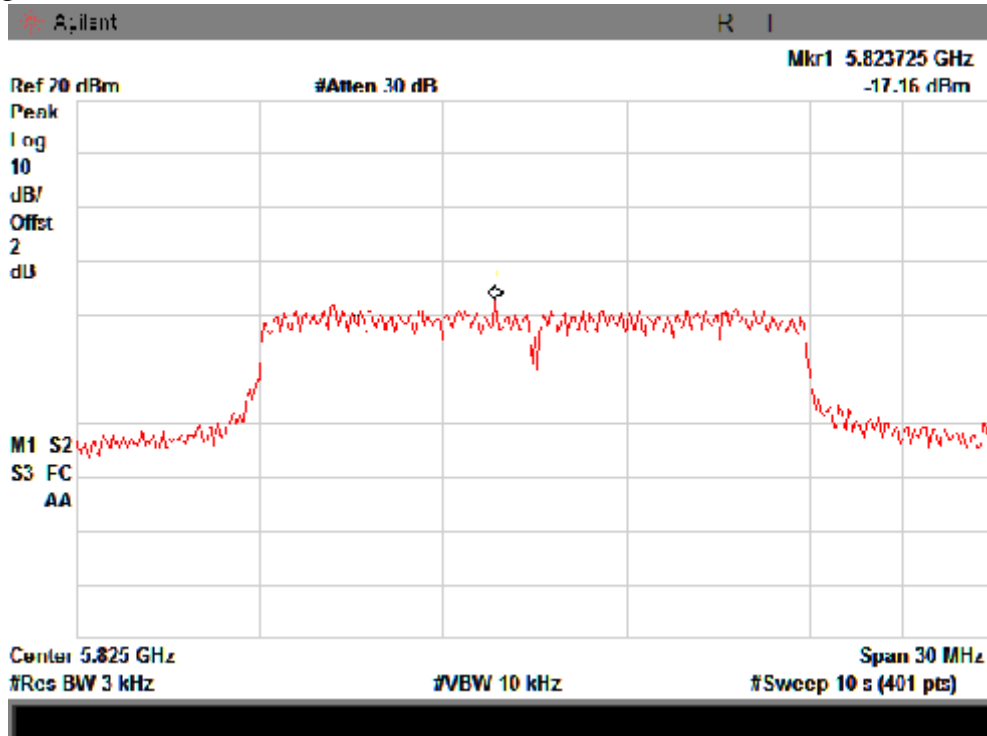
CH Low :



CH Mid :

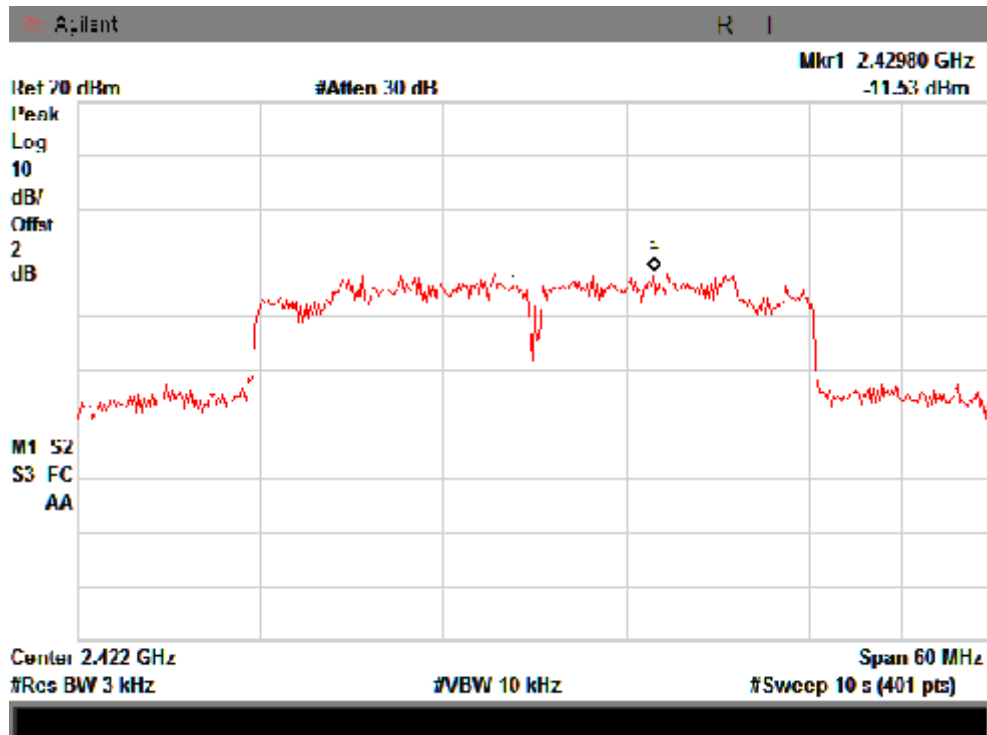


CH High :

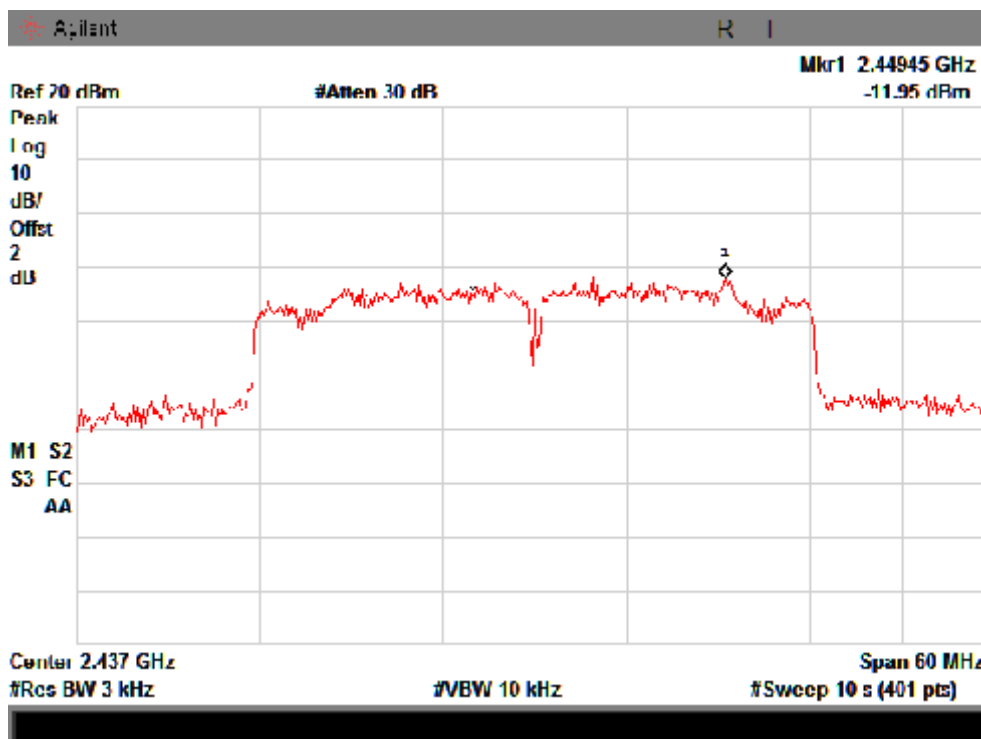


IEEE 802.11n/HT40 with 2.4G:

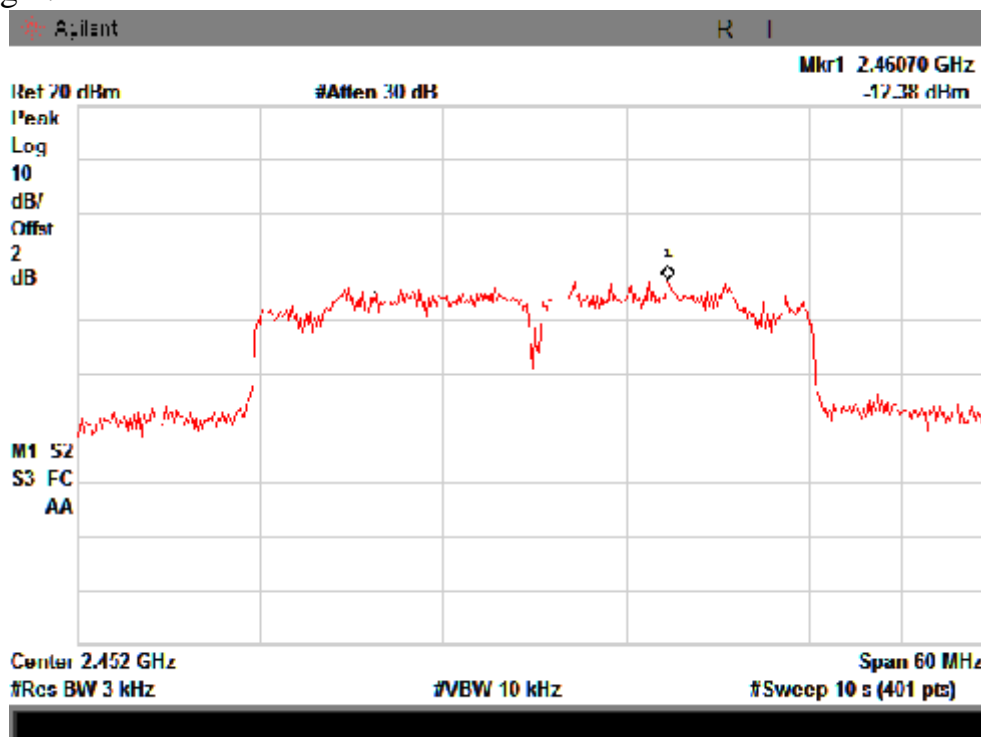
CH Low :



CH Mid :

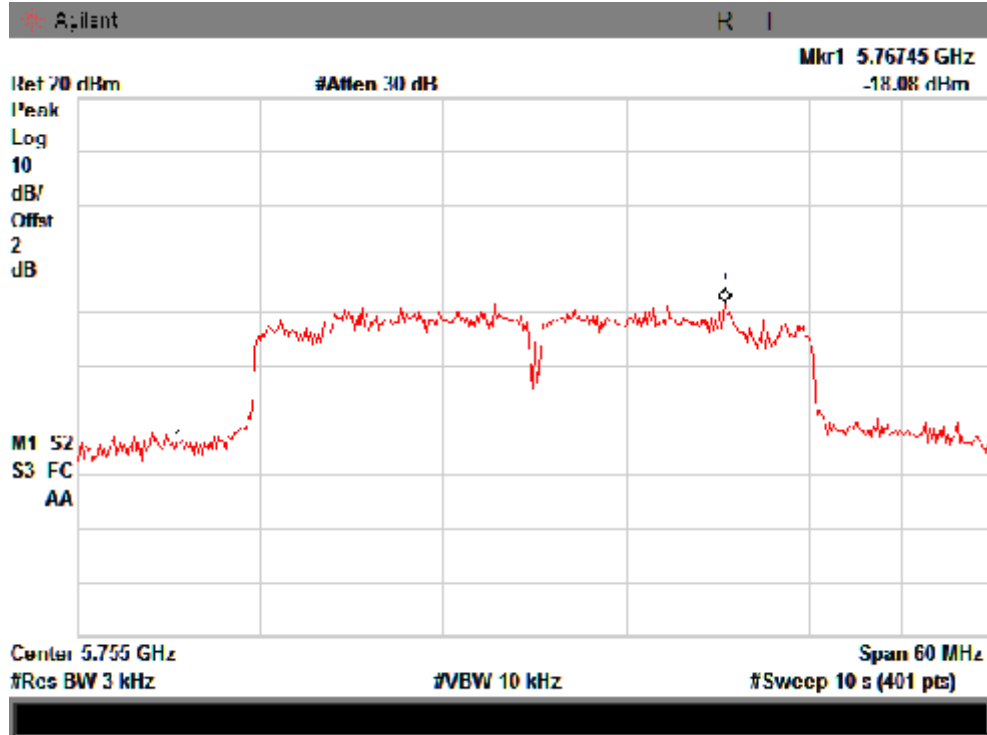


CH High :

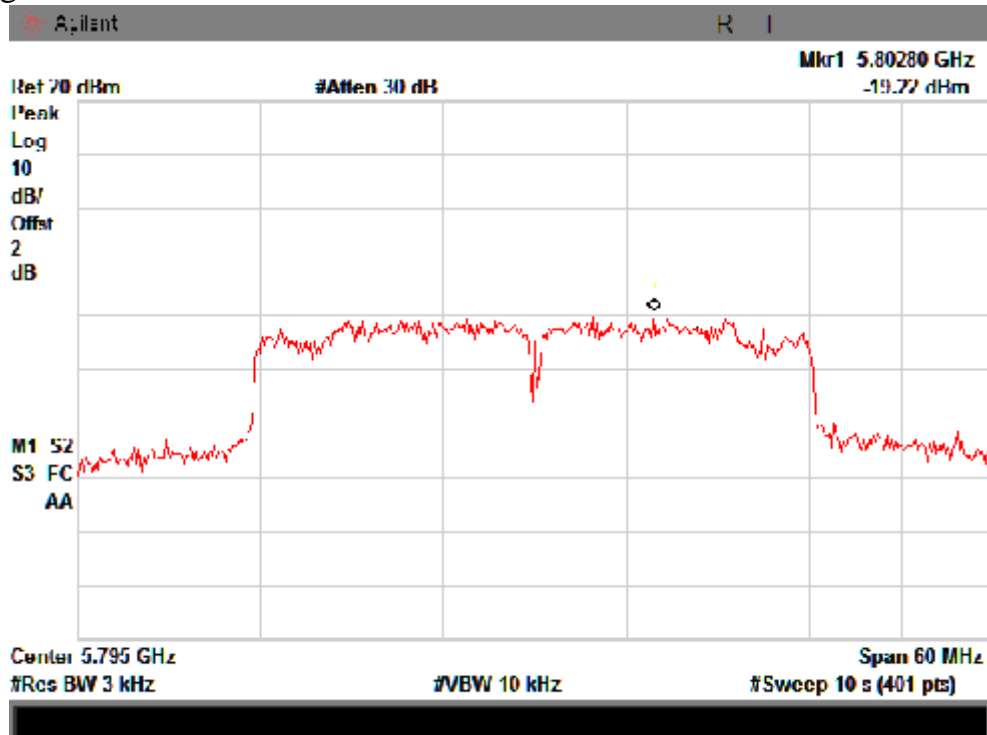


IEEE 802.11n/HT40 with 5.8G:

CH Low :



CH High :

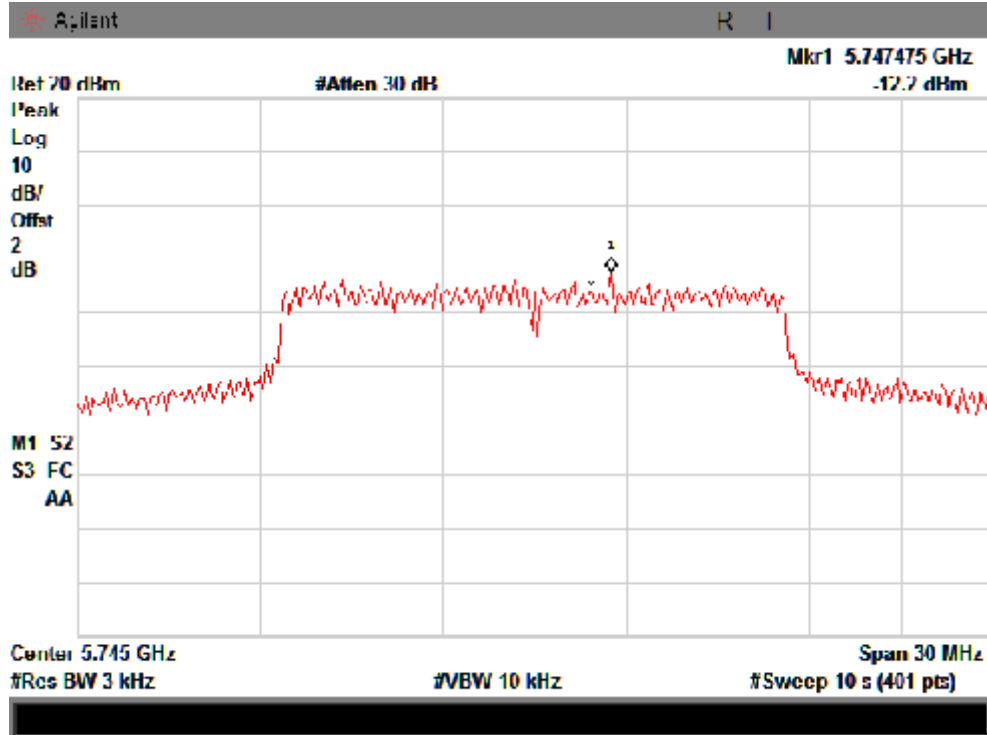


Report No.: STI130617088

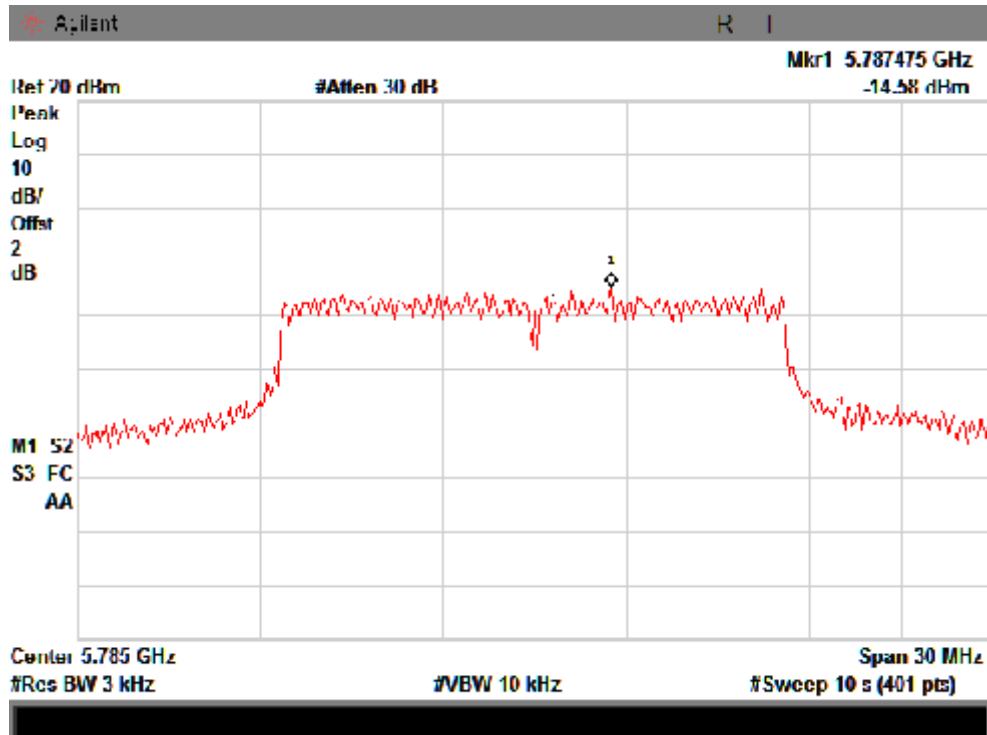
From 1G-25GHz with port 2 antenna

IEEE 802.11a with 5.8G:

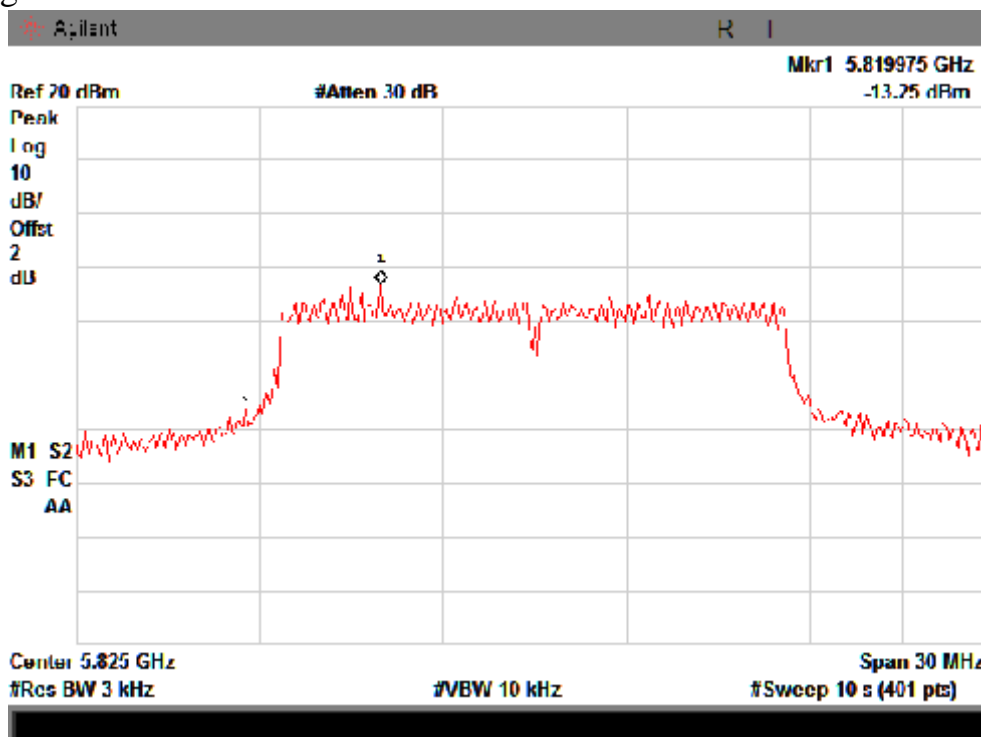
CH Low :



CH Mid :

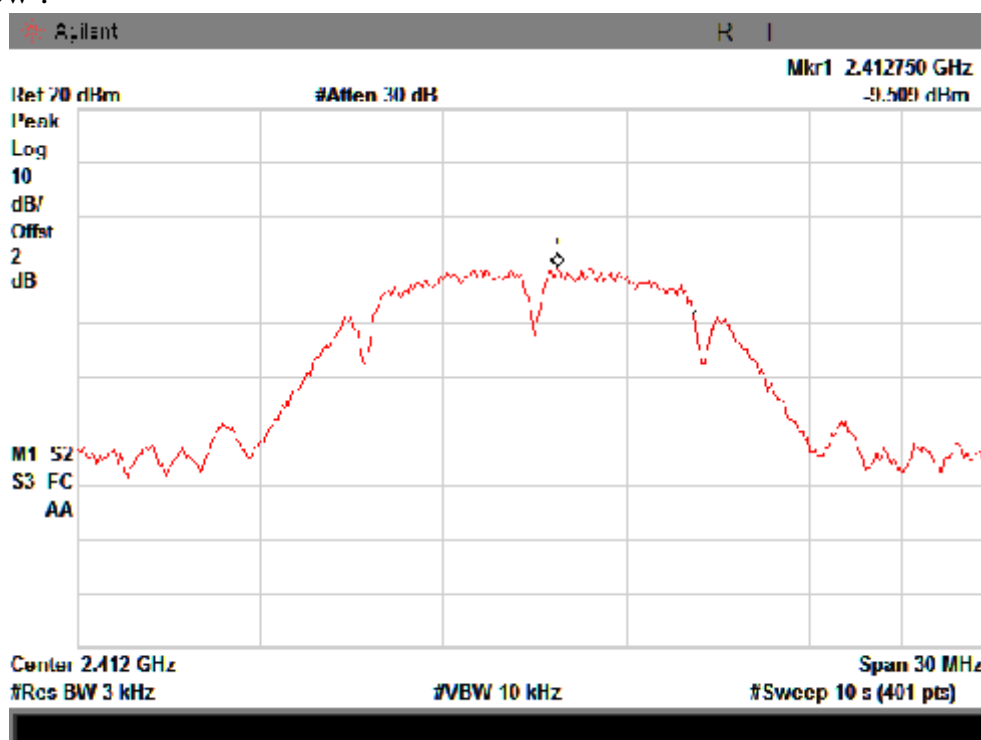


CH High :

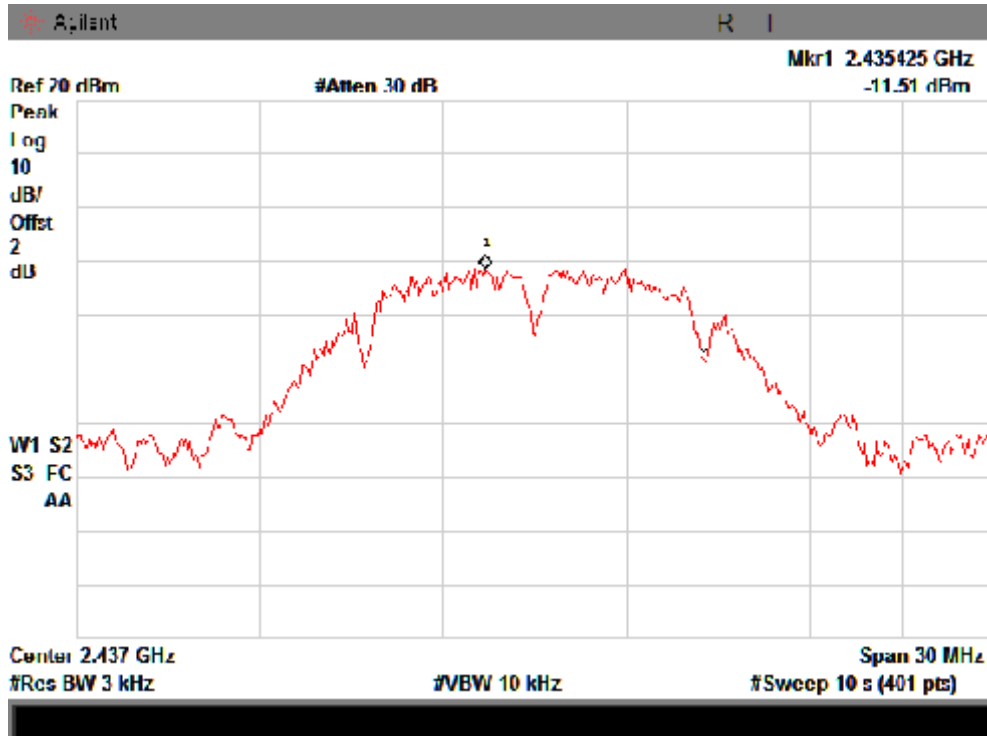


IEEE 802.11b:

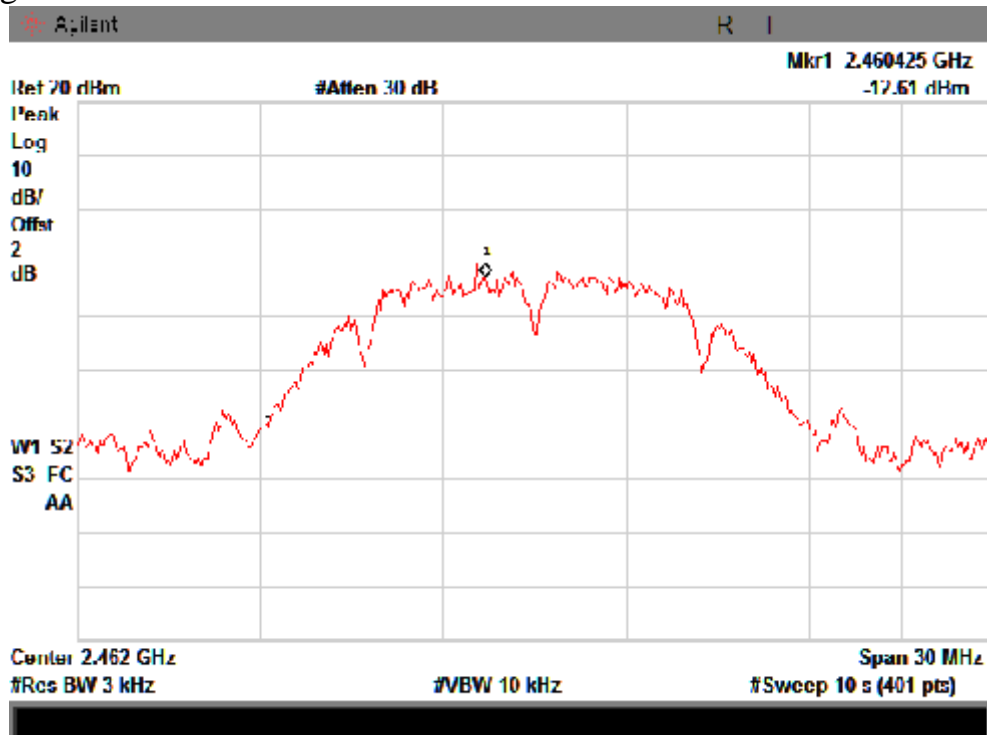
CH Low :



CH Mid :

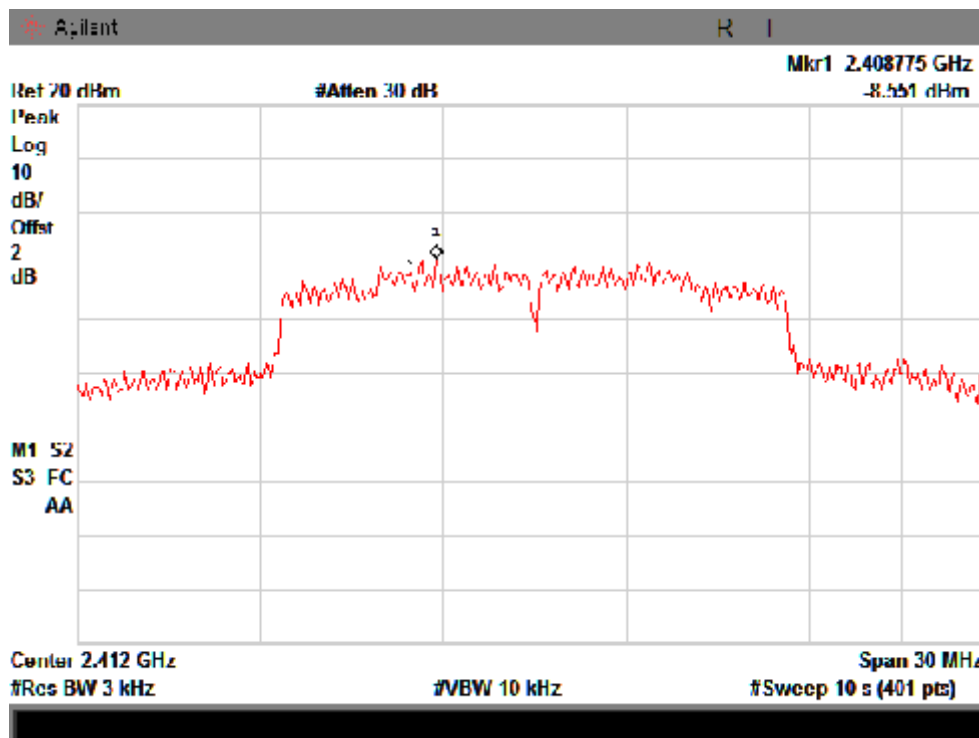


CH High :

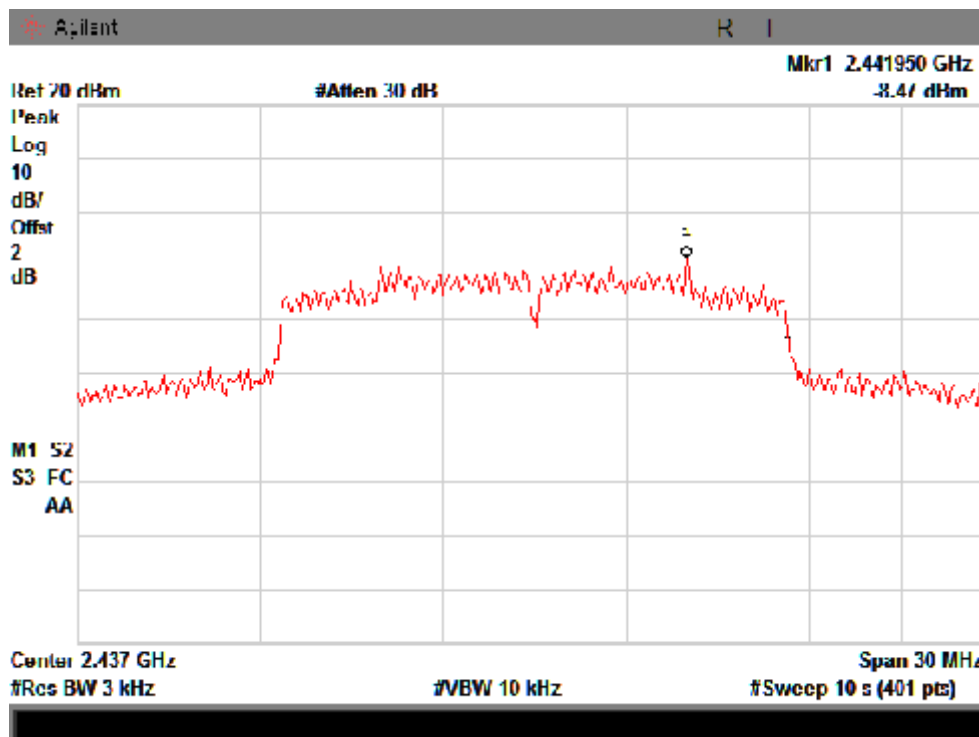


IEEE 802.11g:

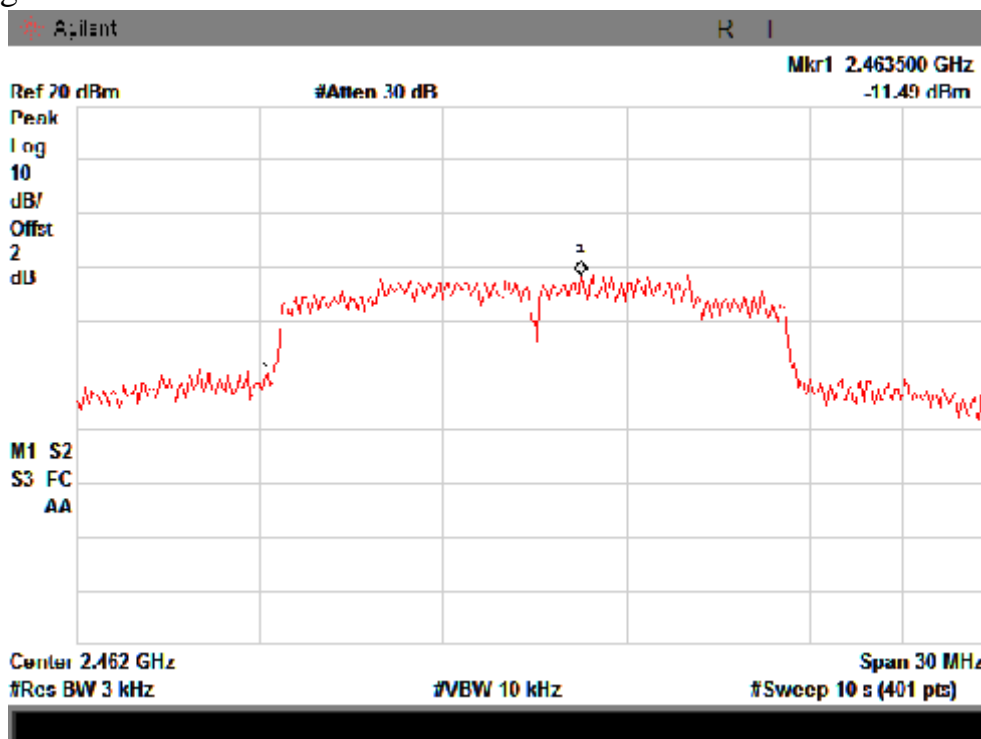
CH Low :



CH Mid :

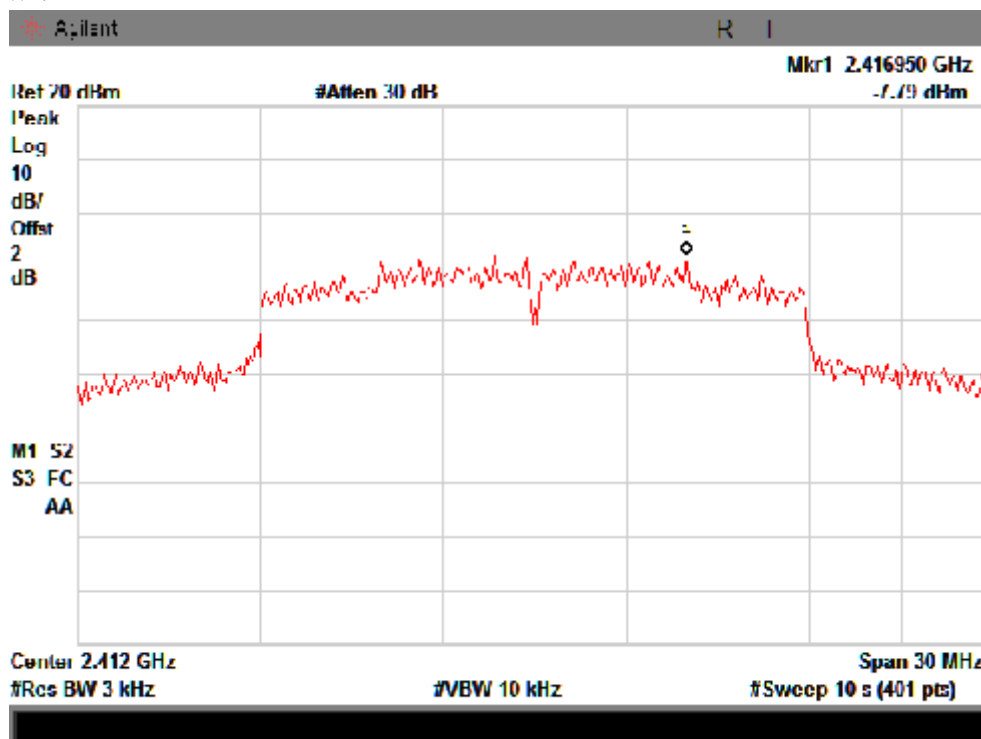


CH High :

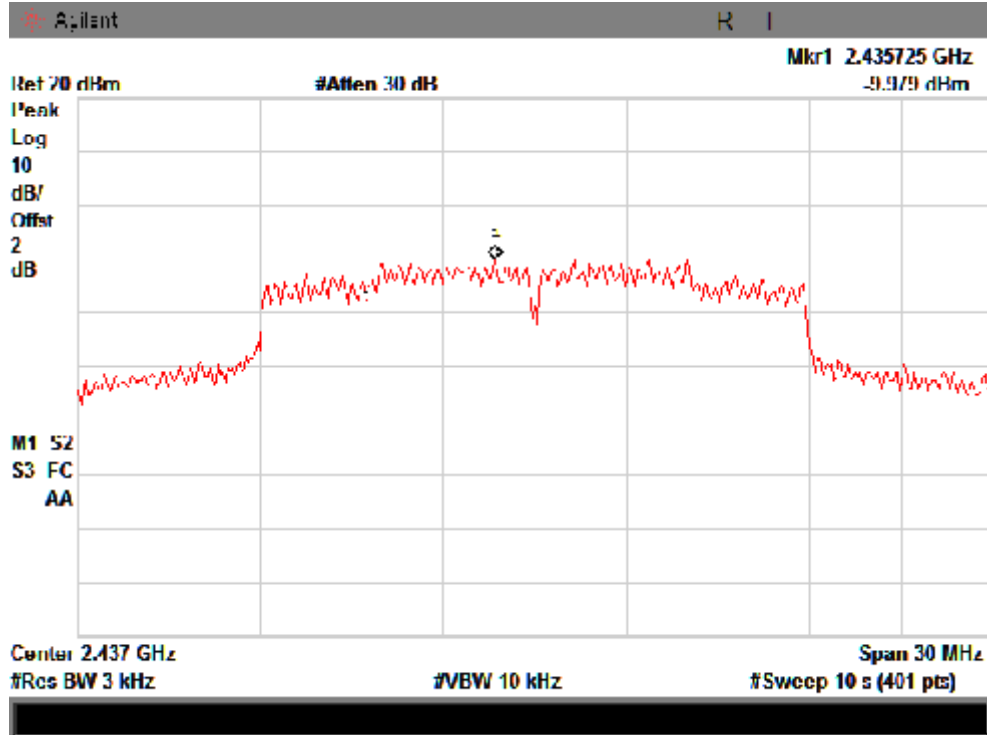


IEEE 802.11n/HT20 with 2.4G:

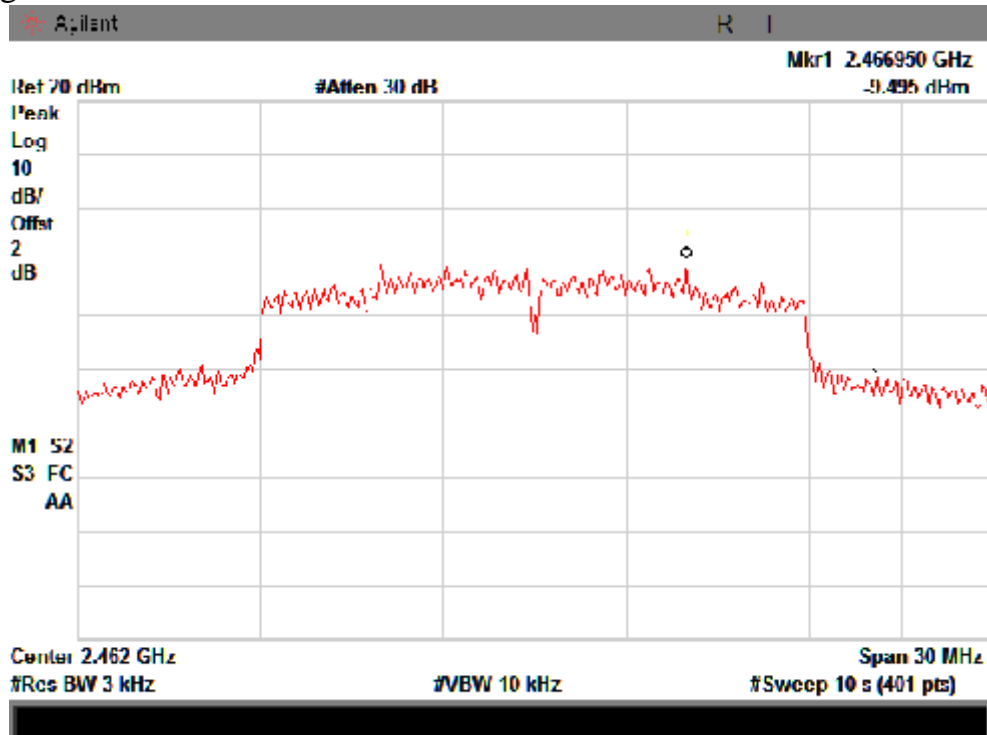
CH Low :



CH Mid :

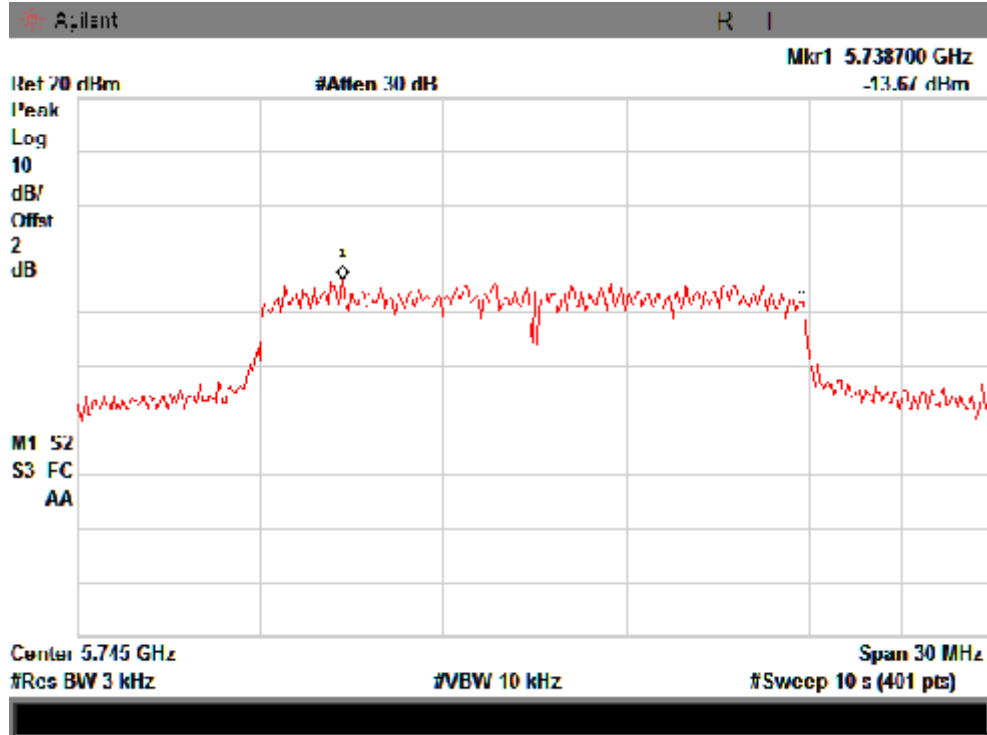


CH High :

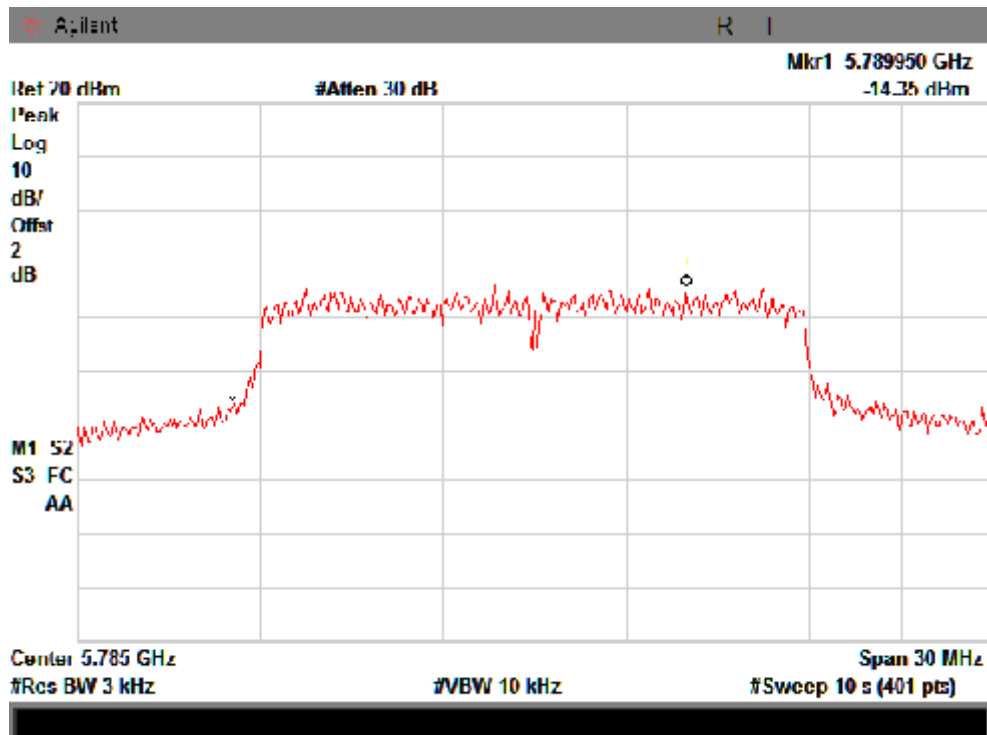


IEEE 802.11n/HT20 with 5.8G:

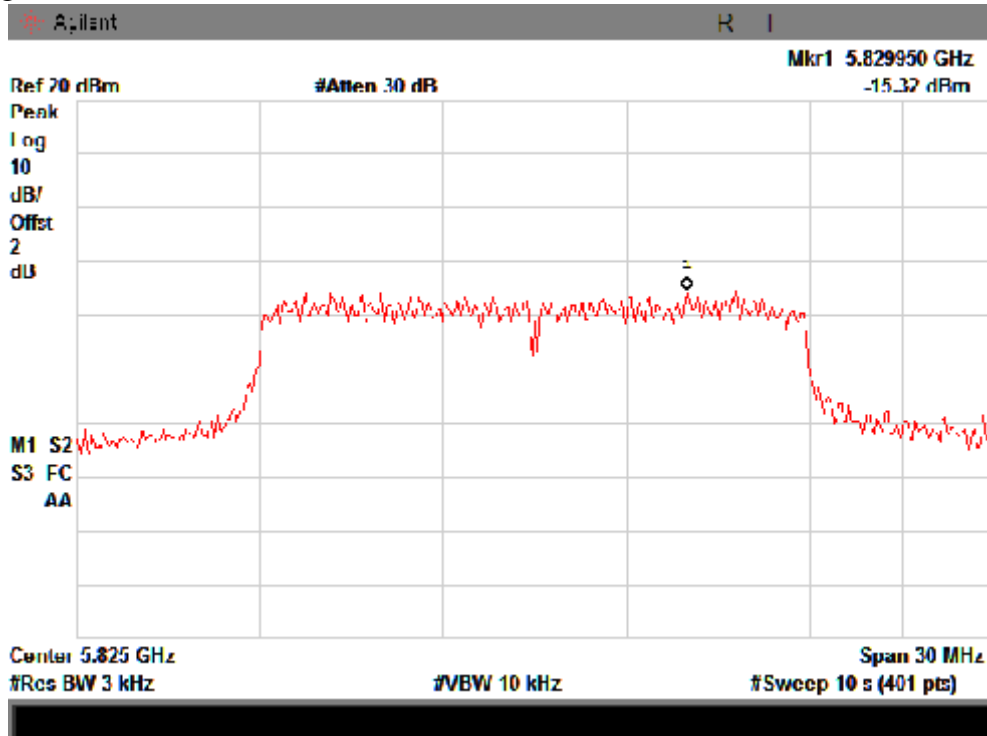
CH Low :



CH Mid :

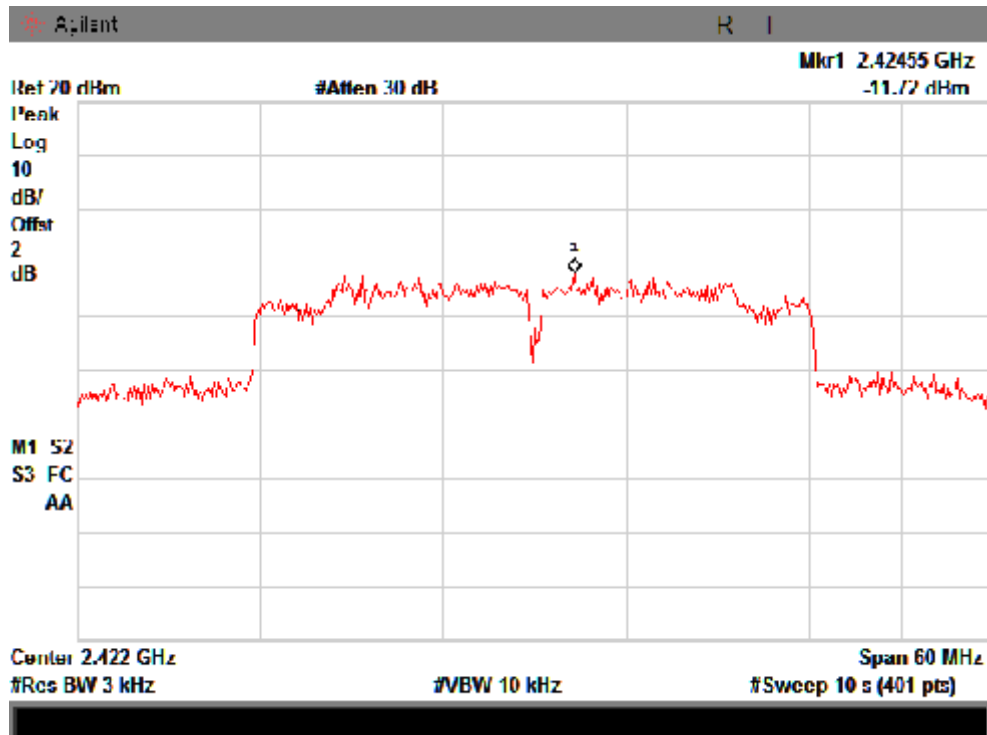


CH High :

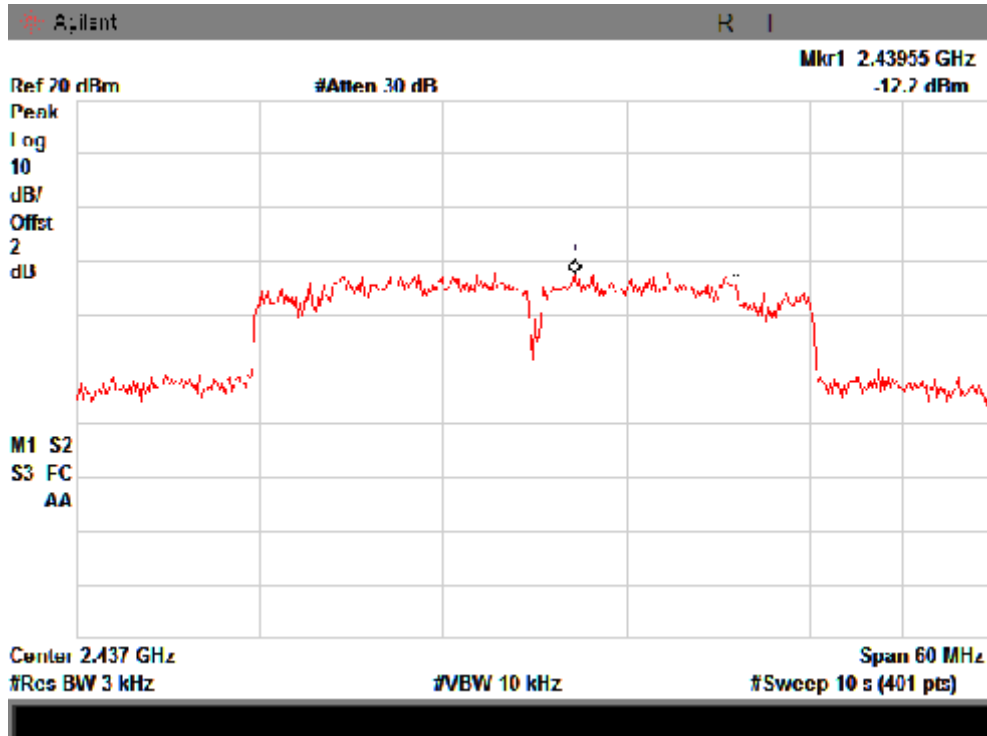


IEEE 802.11n/HT40 with 2.4G:

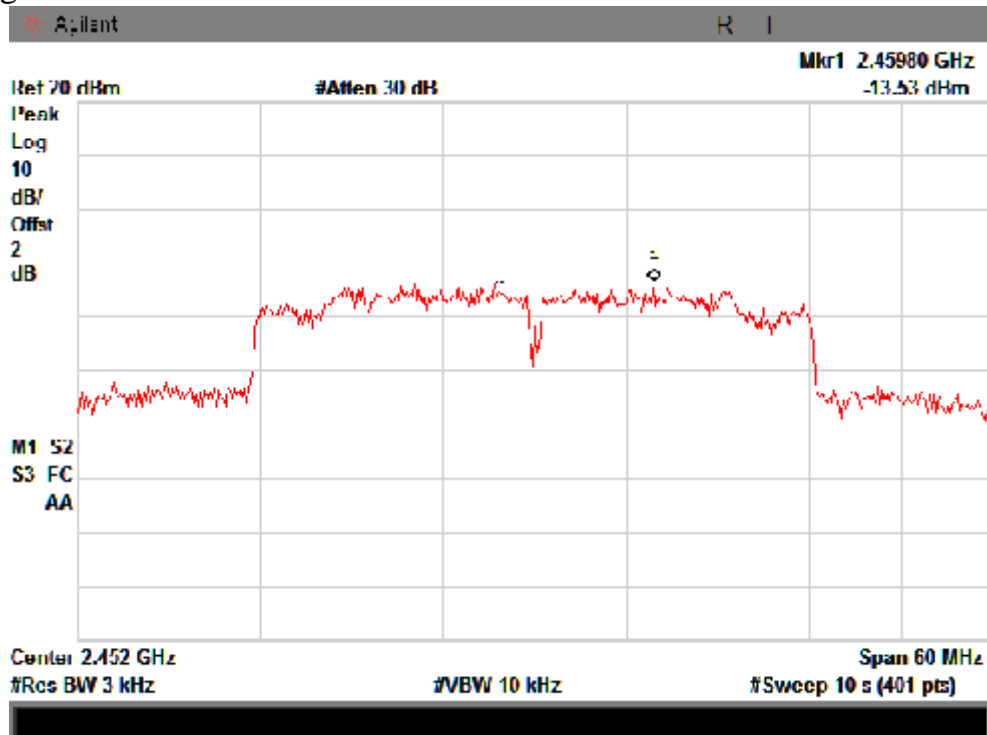
CH Low :



CH Mid :

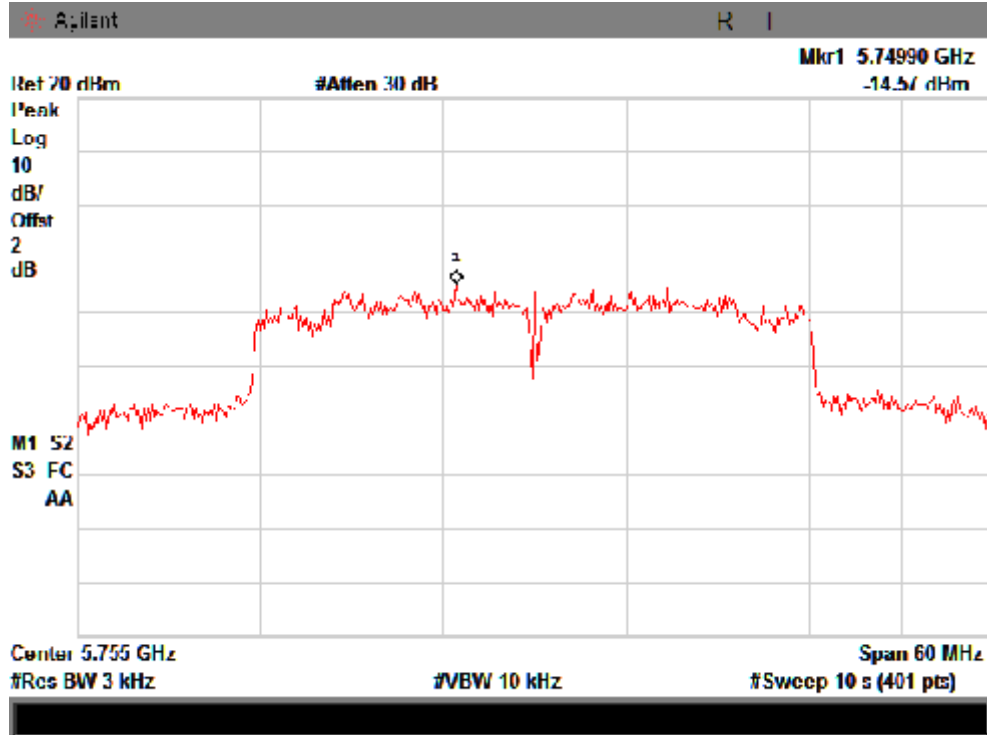


CH High :

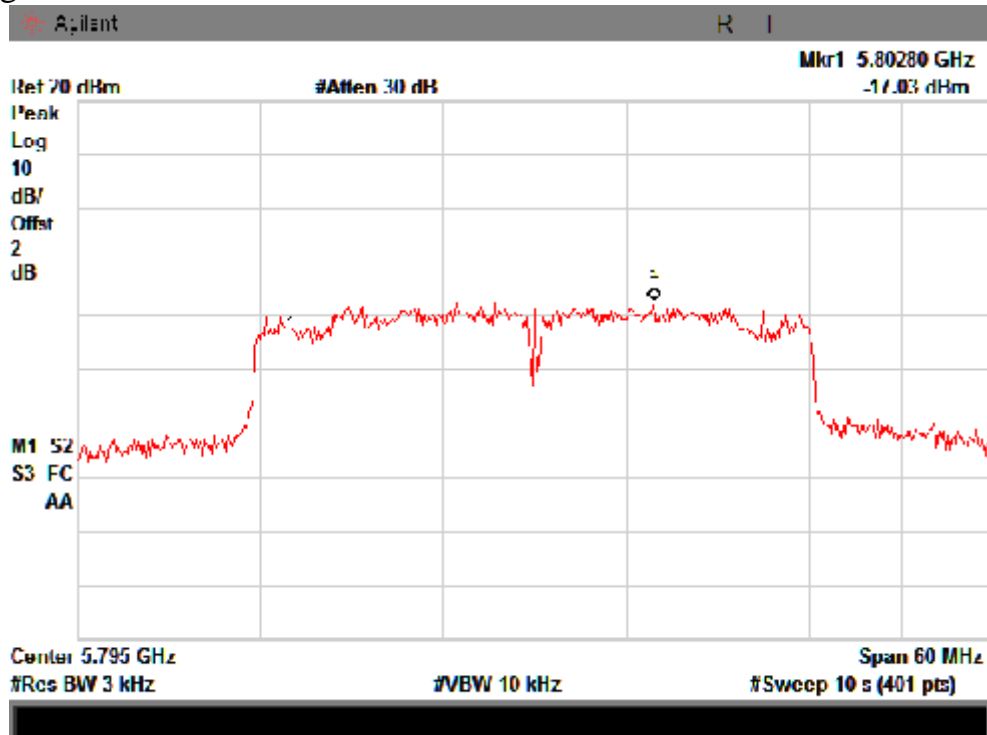


IEEE 802.11n/HT40 with 5.8G:

CH Low :



CH High :



9 Bandwidth

9.1 Test limit

Please refer section 15.247

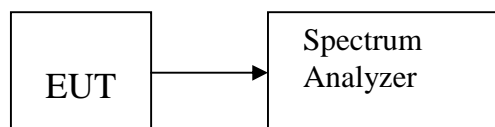
For direct sequence systems, the minimum 6dB bandwidth shall be at least 500kHz.

9.2 Method of measurement

Details see the KDB558074 D01 Meas Guidance

- a) The bandwidth is measured at an amplitude level reduced 20dB from the reference level. The reference level is the level of the highest amplitude signal observed from the transmitter at the fundamental frequency. Once the reference level is established, the equipment is conditioned with typical modulating signal to produce the worst-case (i.e. the widest) bandwidth.
- b) The test receiver set $RBW = 1-5 \% EBW$, $VBW \geq 3RBW$, Sweep time set auto, detail see the test plot.

9.3 Test Setup



9.4 Test Results

PASS.

Detailed information please see the following page.

Channel	Frequency (MHz)	6dB Bandwidth (MHz)	99% Occupied Bandwidth (MHz)	Limit (MHz)	Result
IEEE 802.11a with 5.8G:					
Low	5745	16.31	17.18	0.5	PASS
Mid	5785	16.40	16.89	0.5	PASS
High	5825	16.34	16.87	0.5	PASS
IEEE 802.11b:					
Low	2412	10.11	13.07	0.5	PASS
Mid	2437	10.17	13.08	0.5	PASS
High	2462	10.15	13.35	0.5	PASS
IEEE 802.11g:					
Low	2412	13.91	16.88	0.5	PASS
Mid	2437	15.29	16.62	0.5	PASS
High	2462	15.36	16.58	0.5	PASS
IEEE 802.11n/HT20 with 2.4G:					
Low	2412	15.15	17.80	0.5	PASS
Mid	2437	15.17	17.69	0.5	PASS
High	2462	15.01	17.72	0.5	PASS
IEEE 802.11n/HT20 with 5.8G:					
Low	5745	17.52	17.91	0.5	PASS
Mid	5785	17.35	17.94	0.5	PASS
High	5825	16.98	17.79	0.5	PASS
IEEE 802.11n/HT40 with 2.4G:					
Low	2422	35.19	36.16	0.5	PASS
Mid	2437	35.18	36.07	0.5	PASS
High	2452	33.88	35.99	0.5	PASS

IEEE 802.11n/HT40 with 5.8G:					
Low	5755	35.34	36.06	0.5	PASS
High	5795	34.90	36.01	0.5	PASS
Note: This test with port 1 antenna.					

Channel	Frequency (MHz)	6dB Bandwidth (MHz)	99% Occupied Bandwidth (MHz)	Limit (MHz)	Result
IEEE 802.11a with 5.8G:					
Low	5745	16.29	19.95	0.5	PASS
Mid	5785	16.36	17.00	0.5	PASS
High	5825	16.39	16.65	0.5	PASS
IEEE 802.11b:					
Low	2412	10.14	13.85	0.5	PASS
Mid	2437	10.15	14.21	0.5	PASS
High	2462	10.15	14.50	0.5	PASS
IEEE 802.11g:					
Low	2412	15.47	19.93	0.5	PASS
Mid	2437	14.04	20.54	0.5	PASS
High	2462	15.35	20.77	0.5	PASS
IEEE 802.11n/HT20 with 2.4G:					
Low	2412	14.75	20.72	0.5	PASS
Mid	2437	15.08	20.82	0.5	PASS
High	2462	13.84	20.60	0.5	PASS
IEEE 802.11n/HT20 with 5.8G:					
Low	5745	17.05	19.09	0.5	PASS
Mid	5785	16.93	17.93	0.5	PASS
High	5825	17.38	17.75	0.5	PASS

Report No.: STI130617088

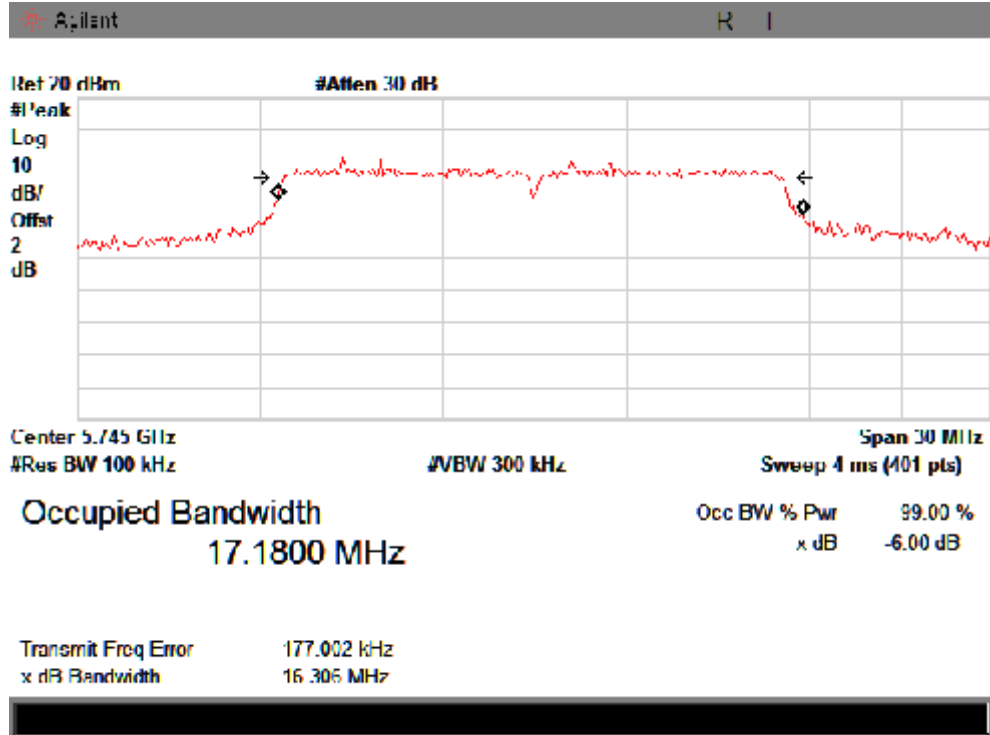
IEEE 802.11n/HT40 with 2.4G:					
Low	2422	35.14	37.73	0.5	PASS
Mid	2437	35.17	36.57	0.5	PASS
High	2452	35.15	36.92	0.5	PASS
IEEE 802.11n/HT40 with 5.8G:					
Low	5755	35.01	36.04	0.5	PASS
High	5795	34.35	36.13	0.5	PASS
Note: This test with port 2 antenna.					

Report No.: STI130617088

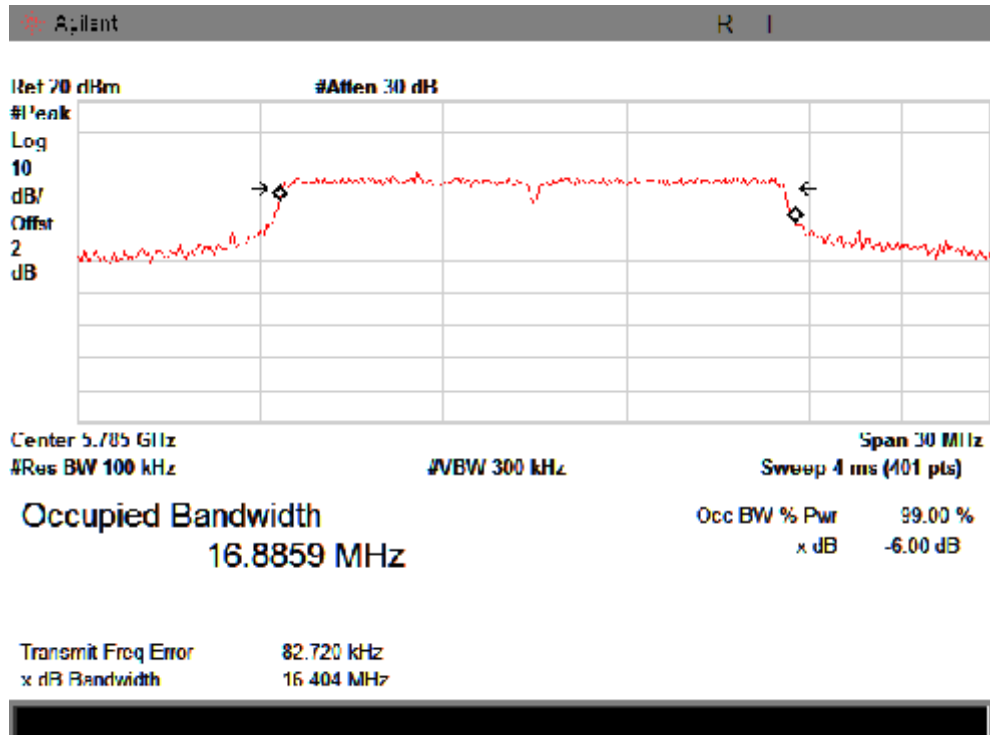
From 1G-25GHz with port 1 antenna

IEEE 802.11a with 5.8G:

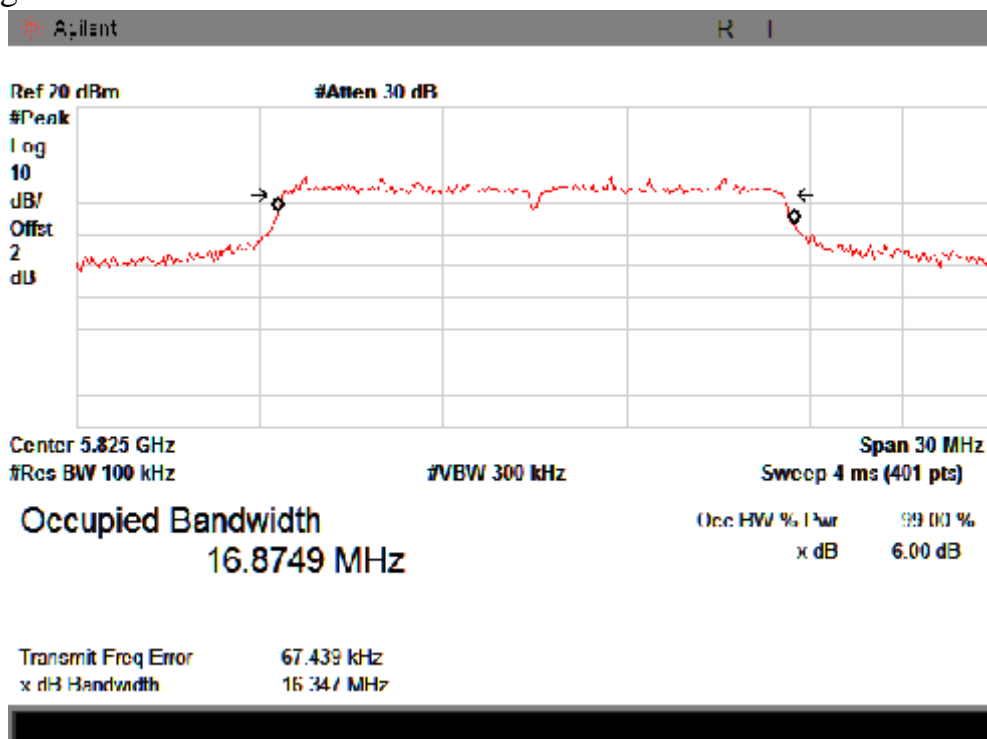
CH Low :



CH Mid :

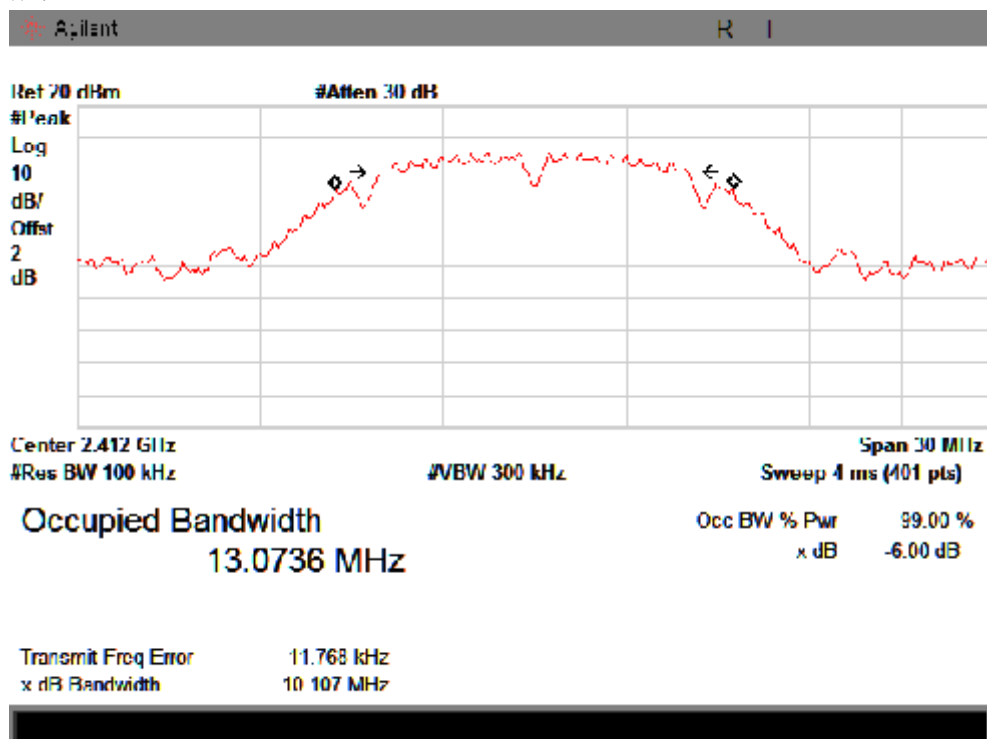


CH High :

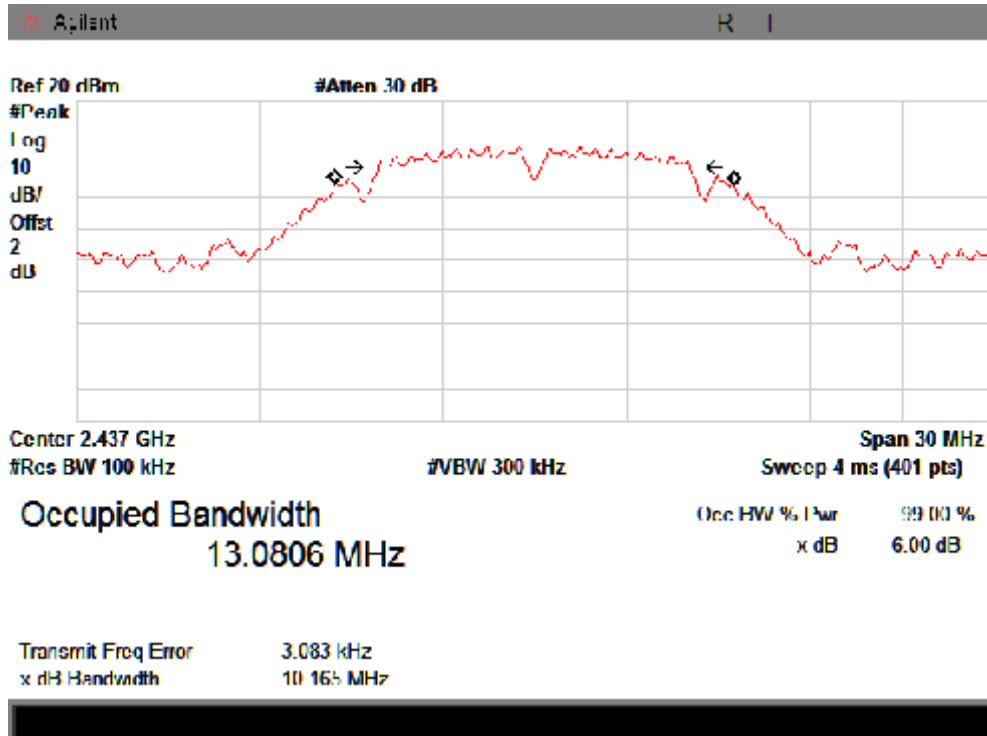


IEEE 802.11b:

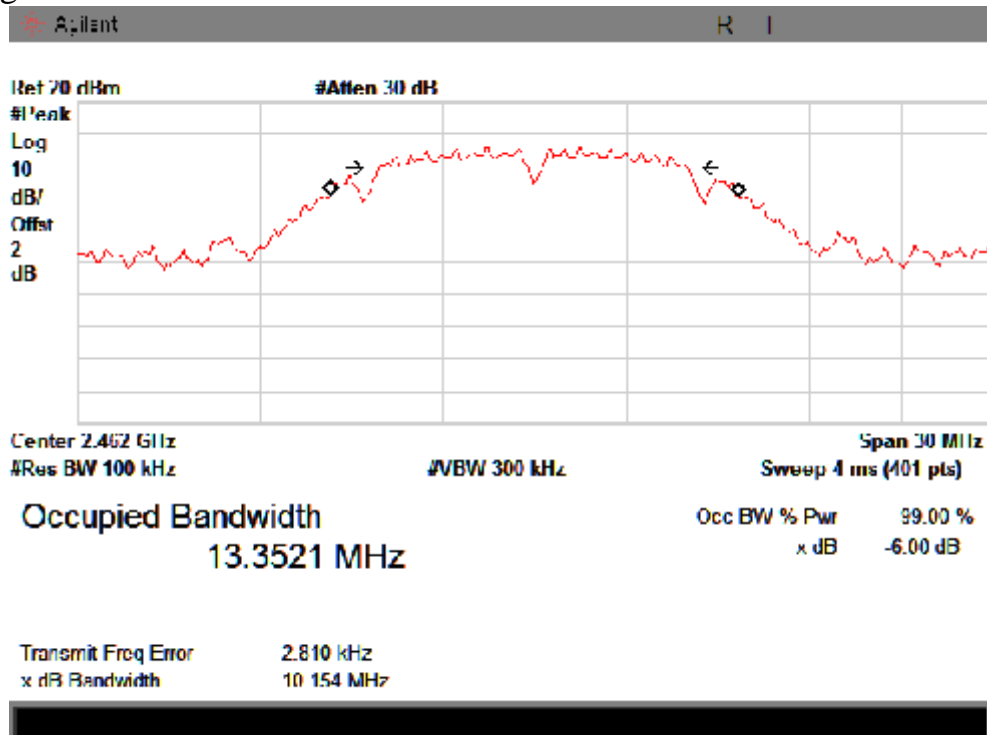
CH Low :



CH Mid :

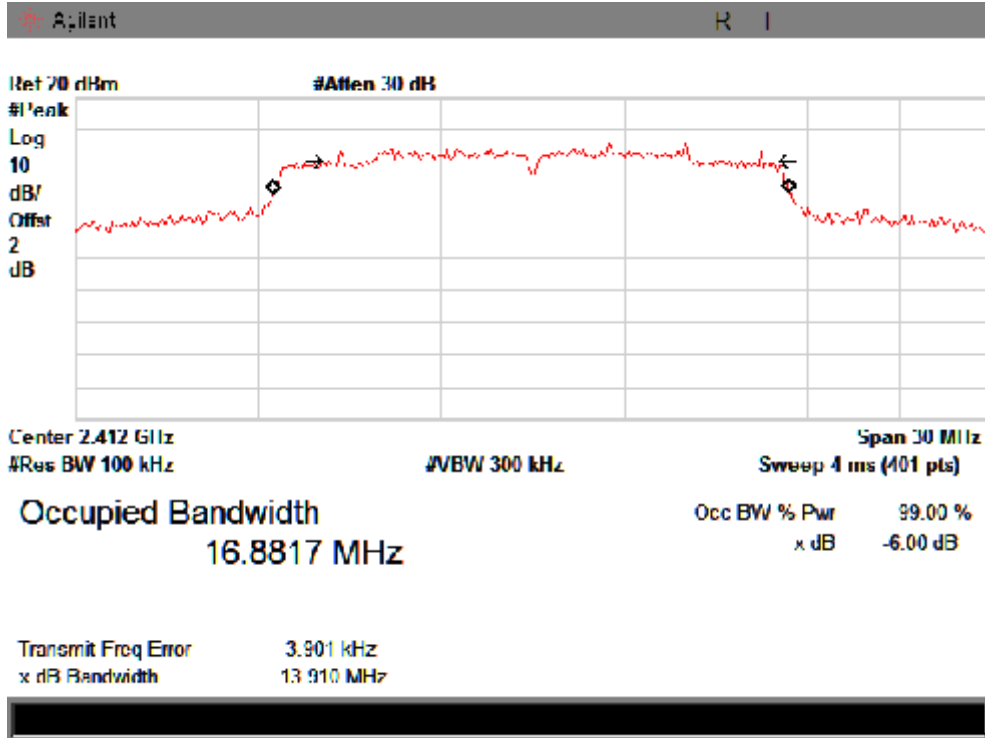


CH High :

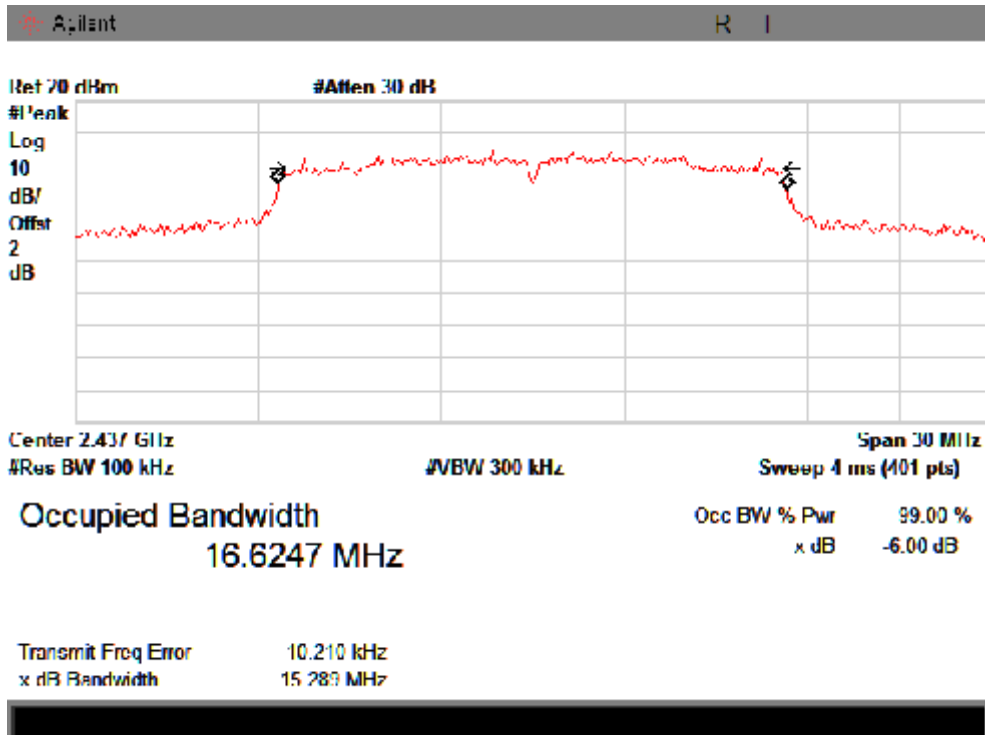


IEEE 802.11g:

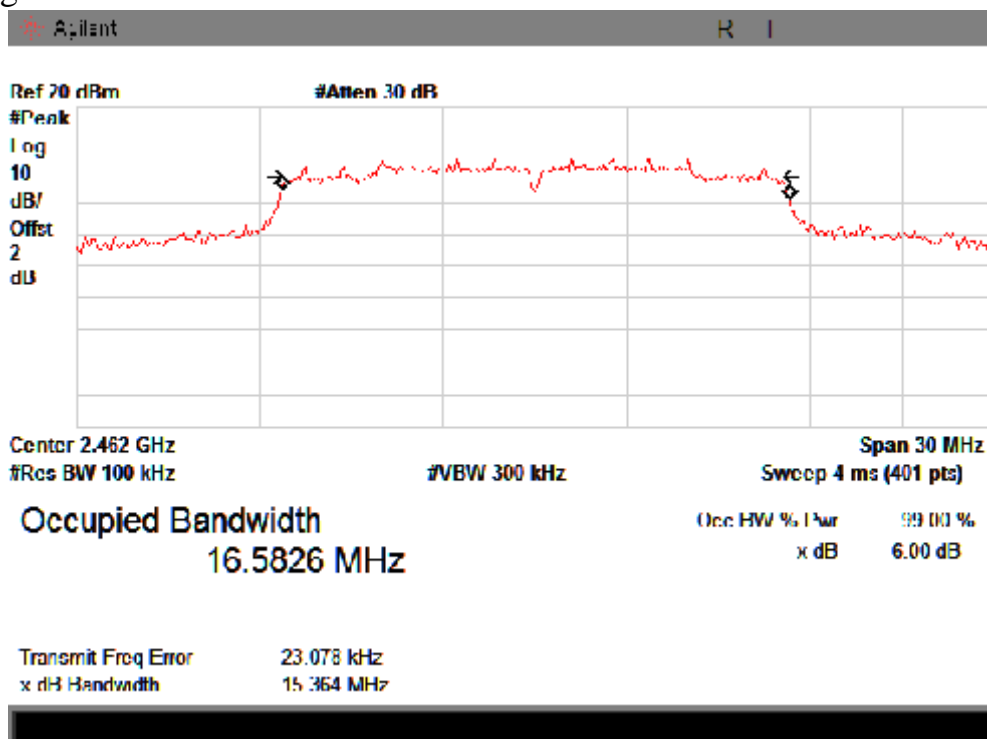
CH Low :



CH Mid :

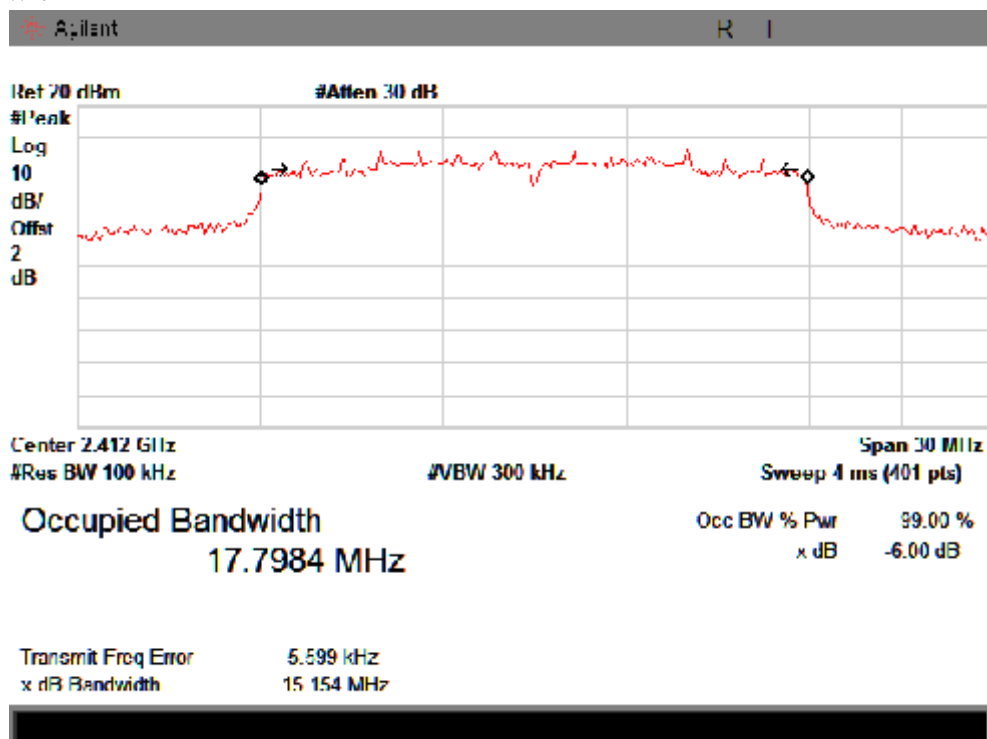


CH High :

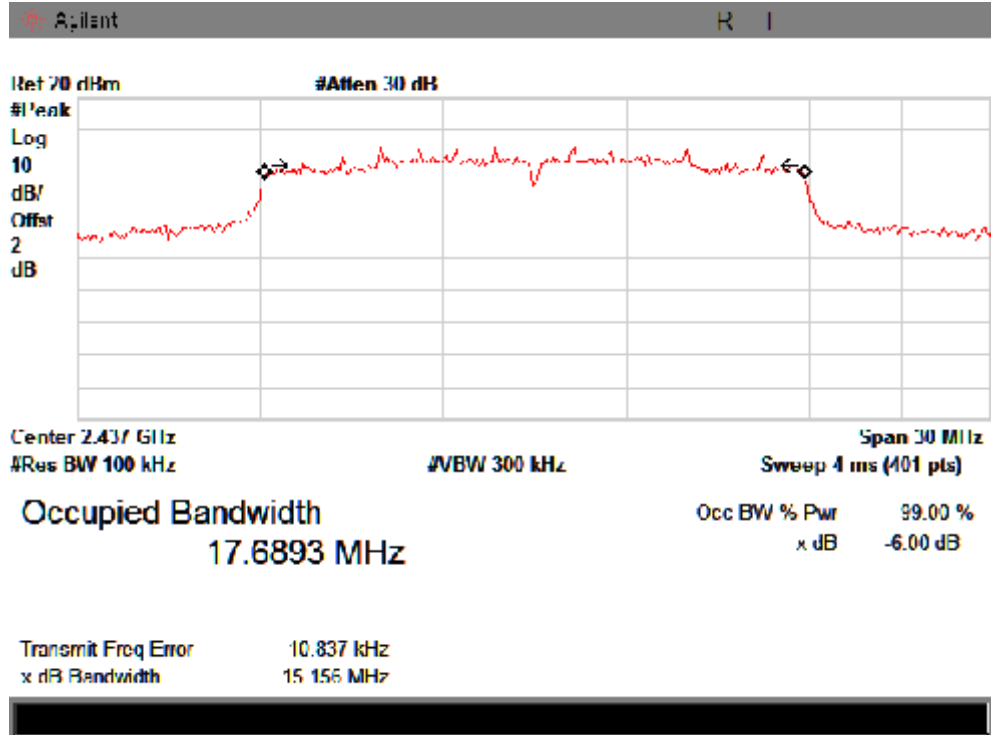


IEEE 802.11n/HT20 with 2.4G:

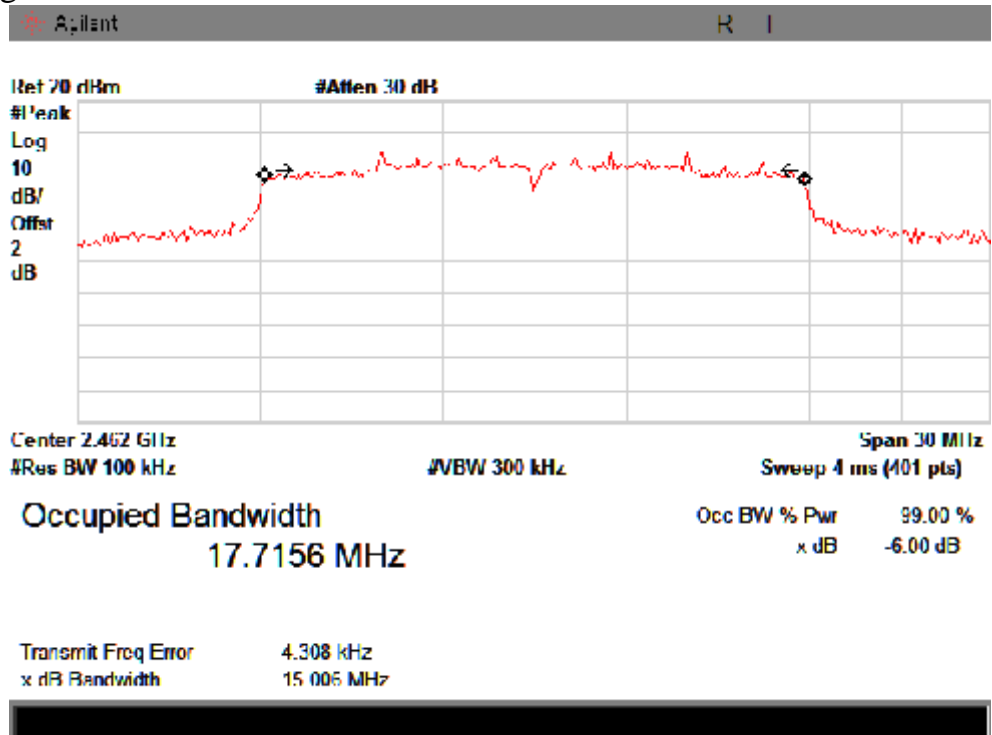
CH Low :



CH Mid :

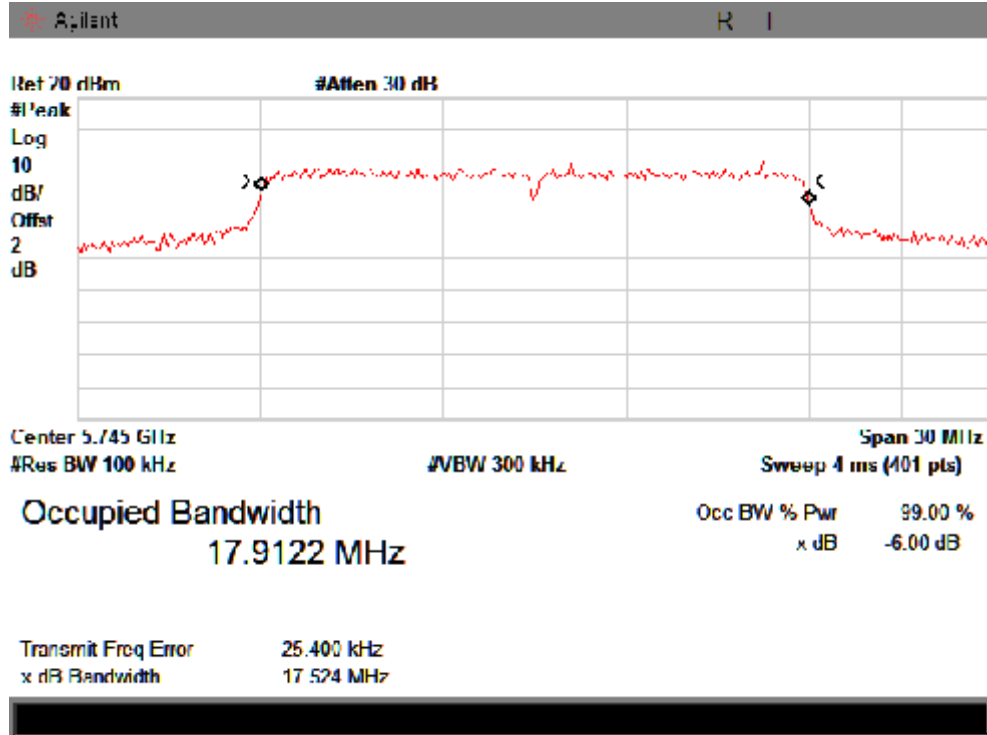


CH High :

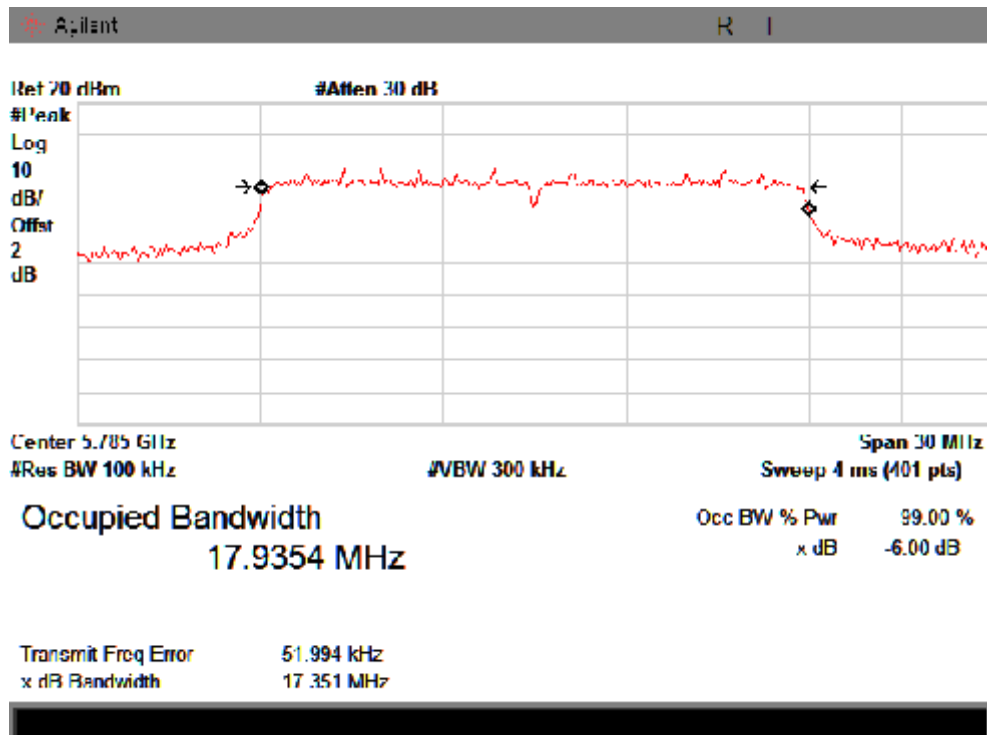


IEEE 802.11n/HT20 with 5.8G:

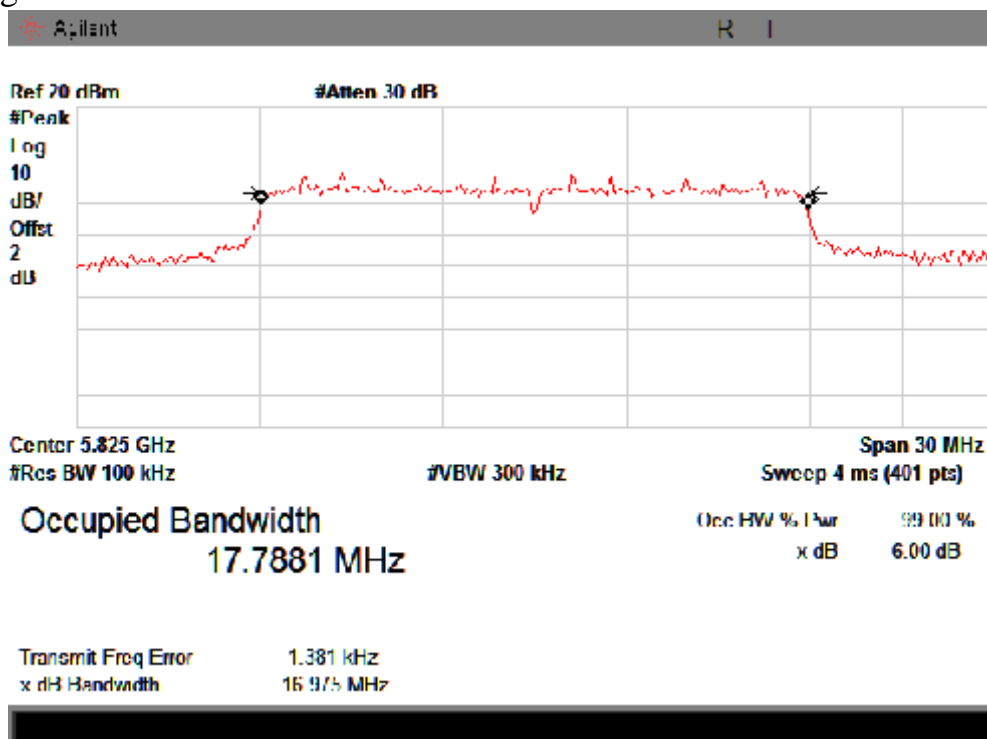
CH Low :



CH Mid :

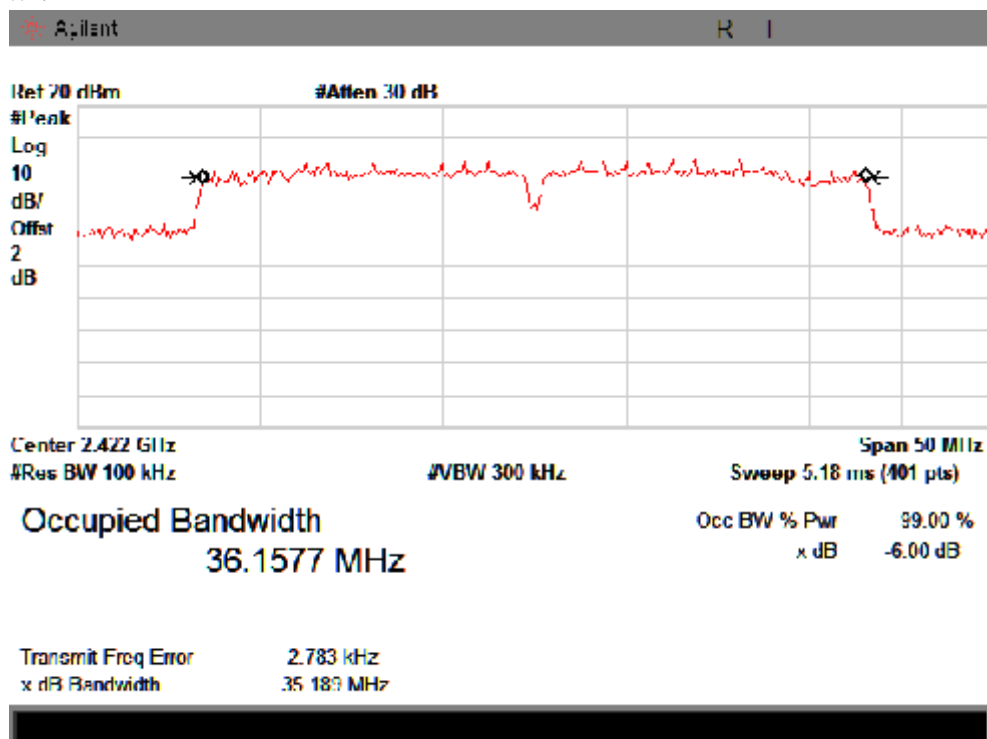


CH High :

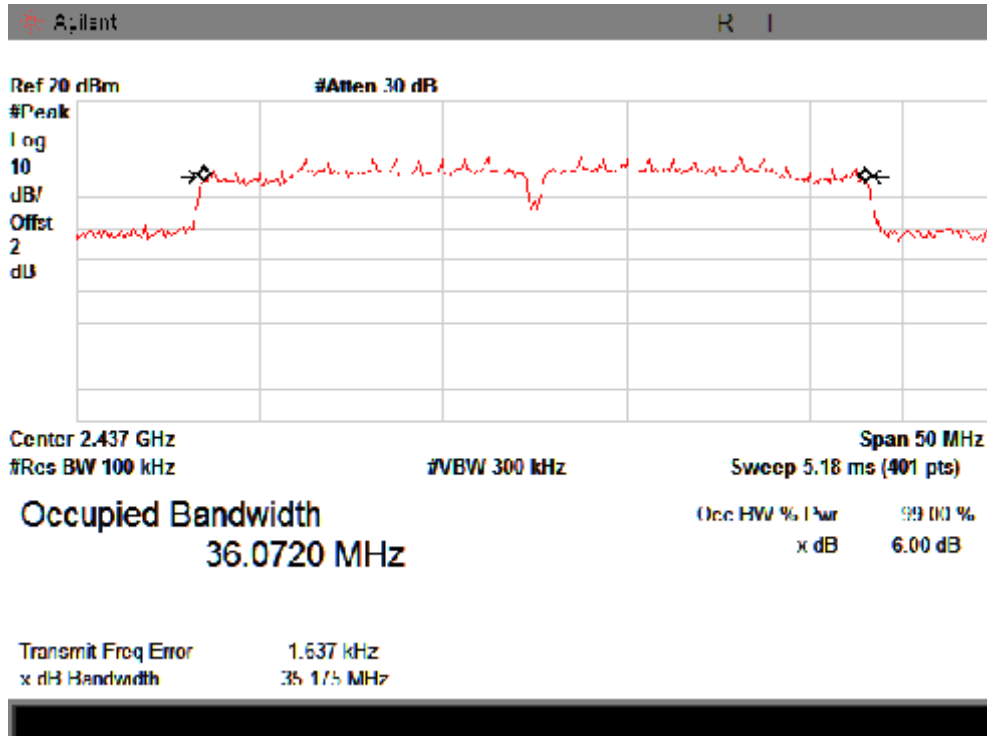


IEEE 802.11n/HT40 with 2.4G:

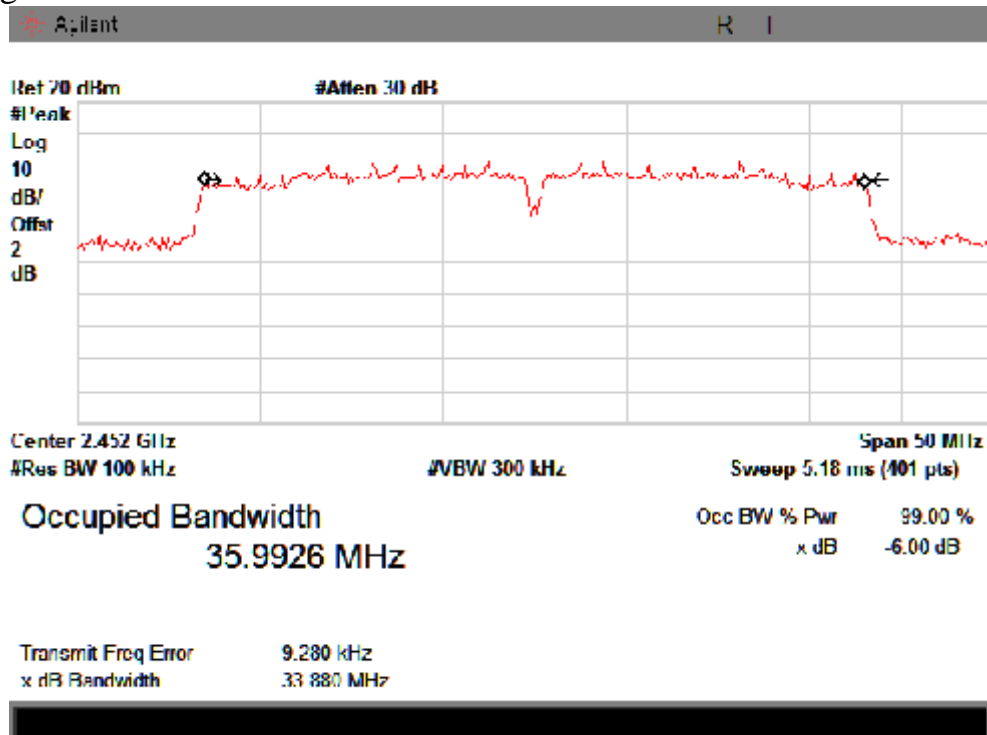
CH Low :



CH Mid :

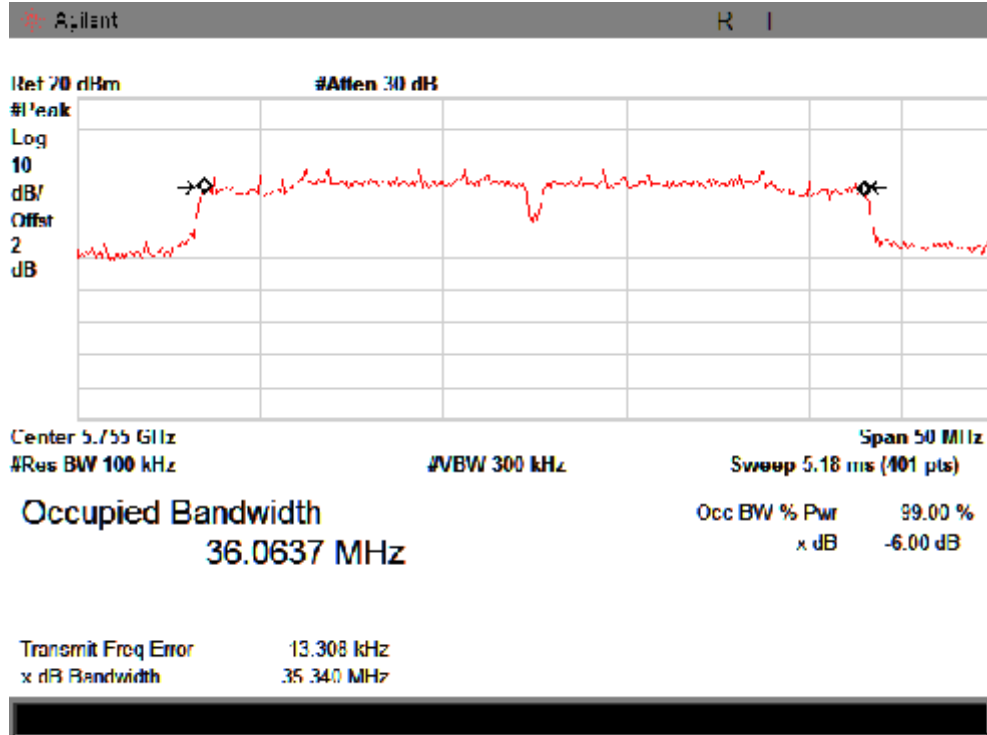


CH High :

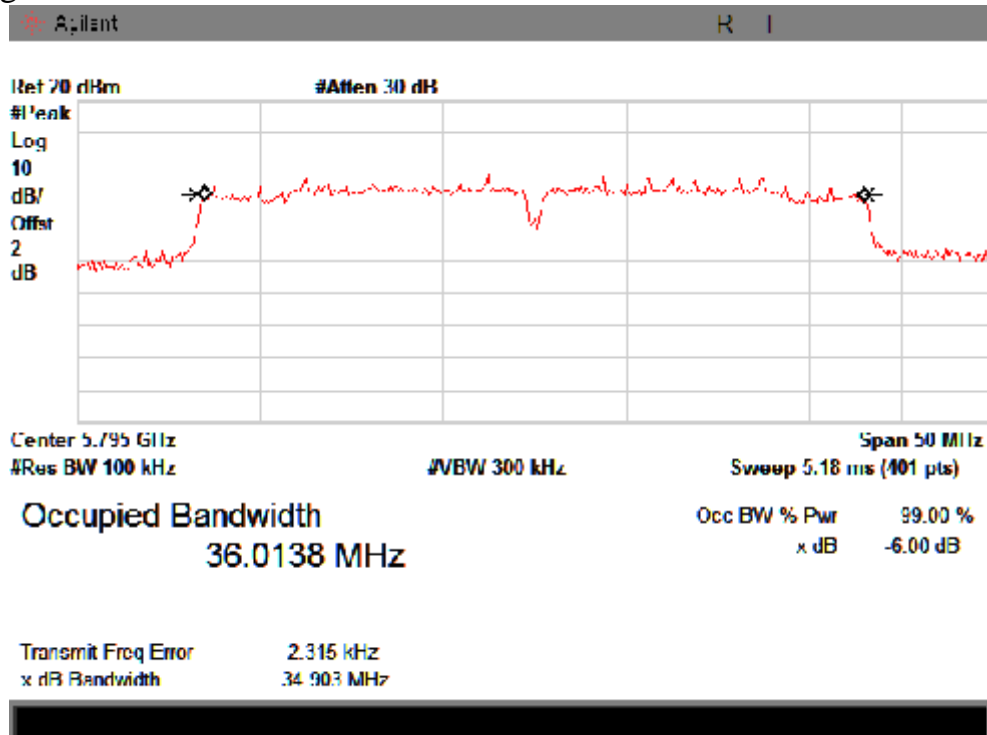


IEEE 802.11n/HT40 with 5.8G:

CH Low :



CH High :

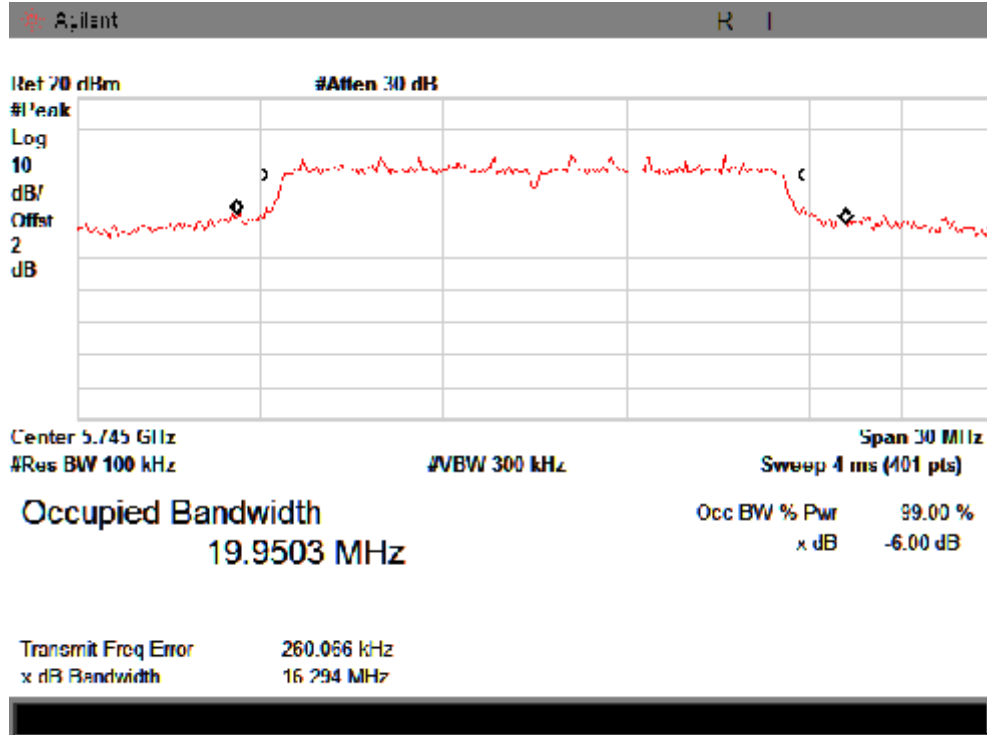


Report No.: STI130617088

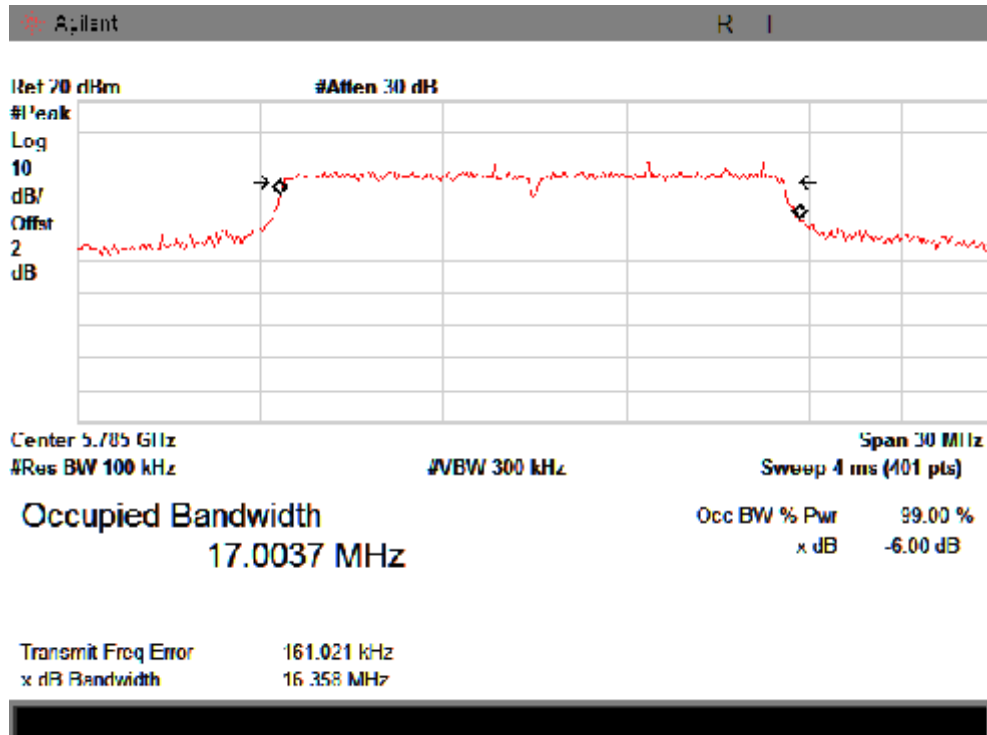
From 1G-25GHz with port 2 antenna

IEEE 802.11a with 5.8G:

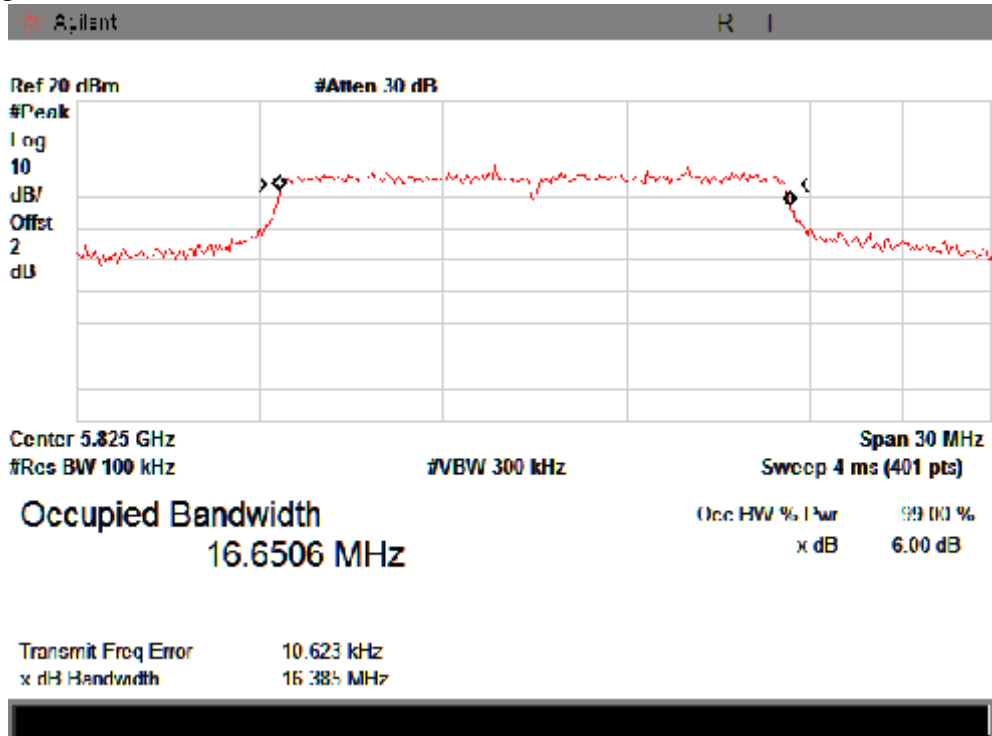
CH Low :



CH Mid :

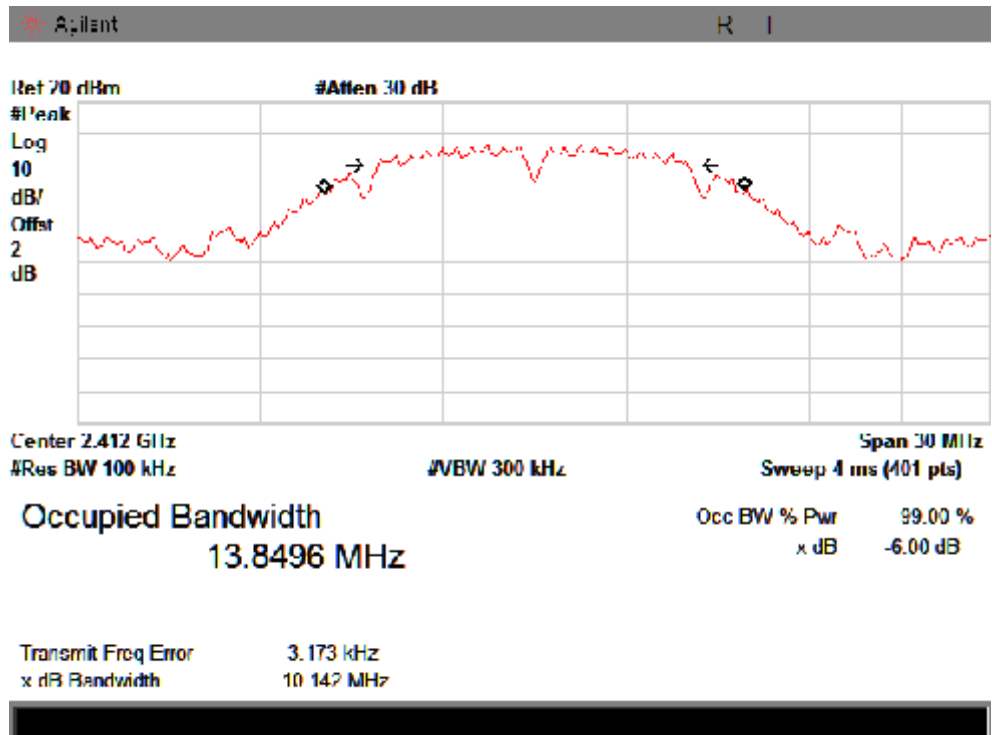


CH High :

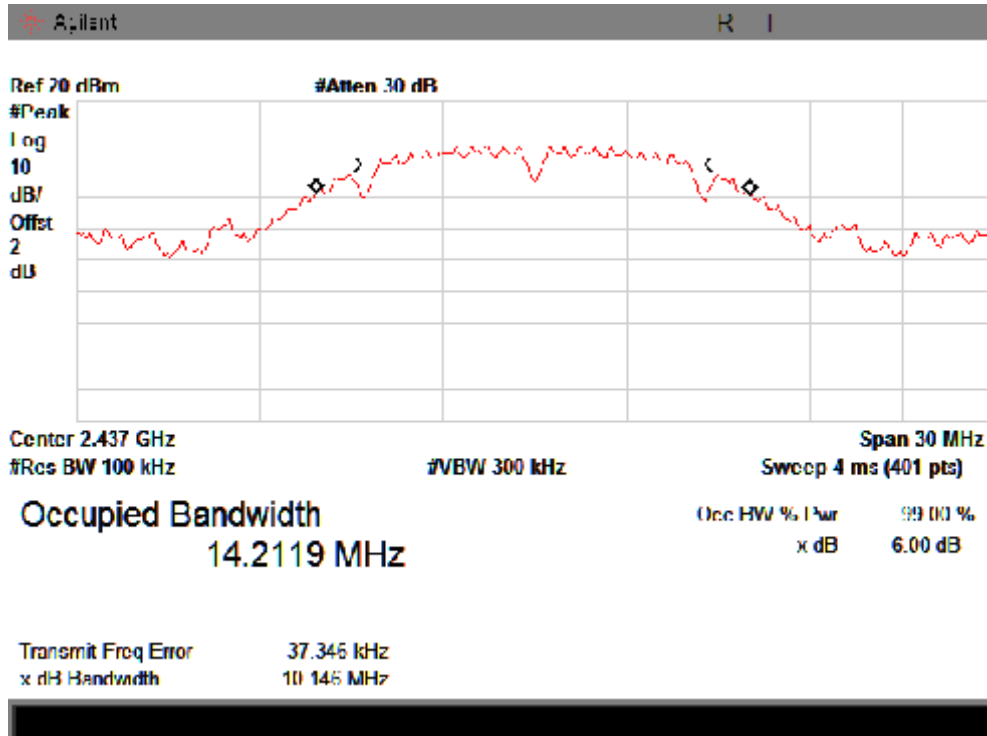


IEEE 802.11b:

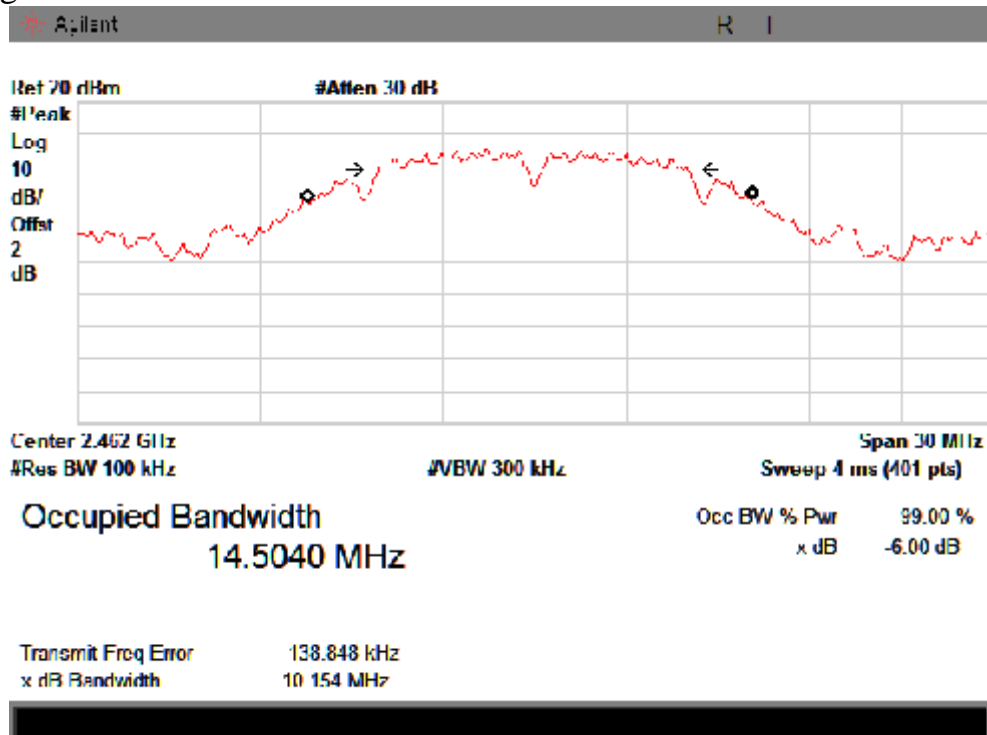
CH Low :



CH Mid :

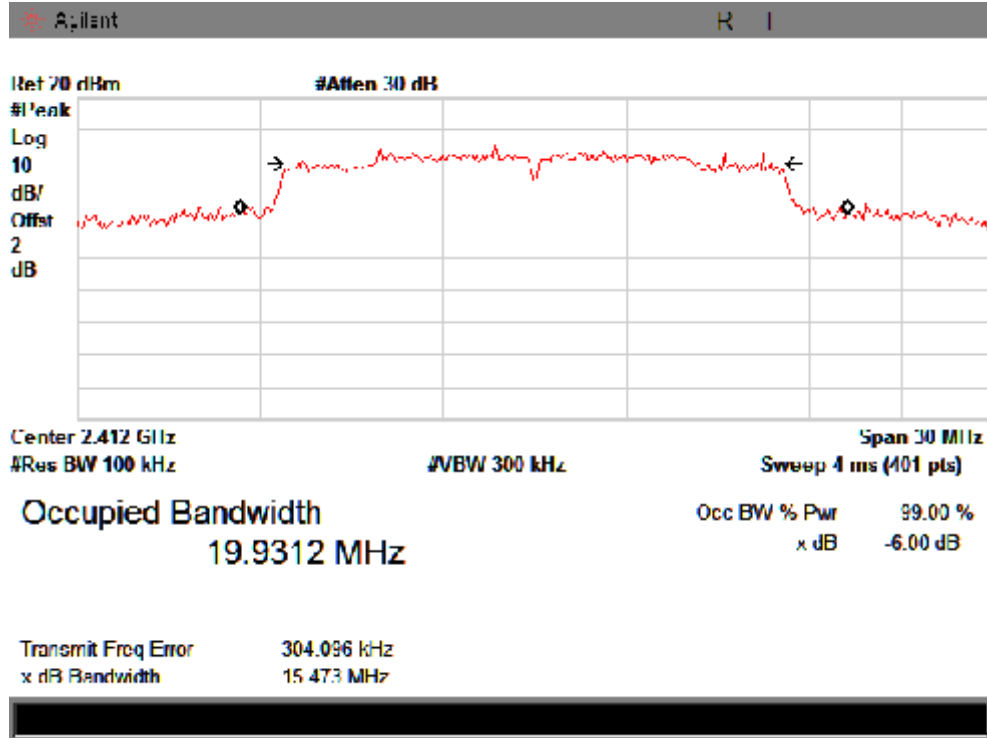


CH High :

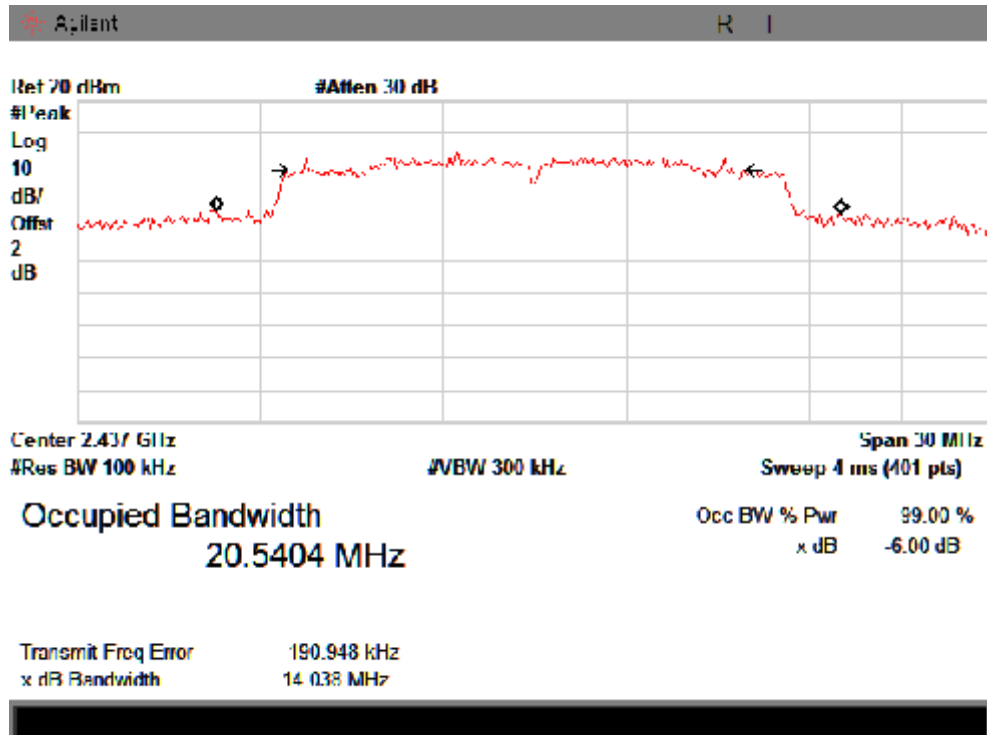


IEEE 802.11g:

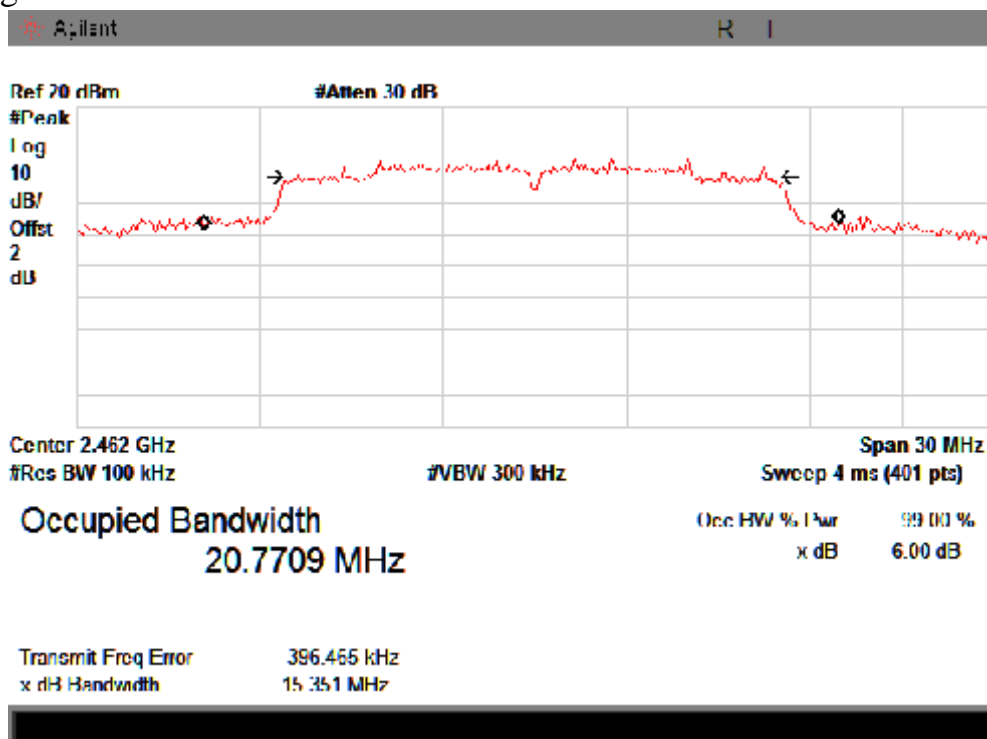
CH Low :



CH Mid :

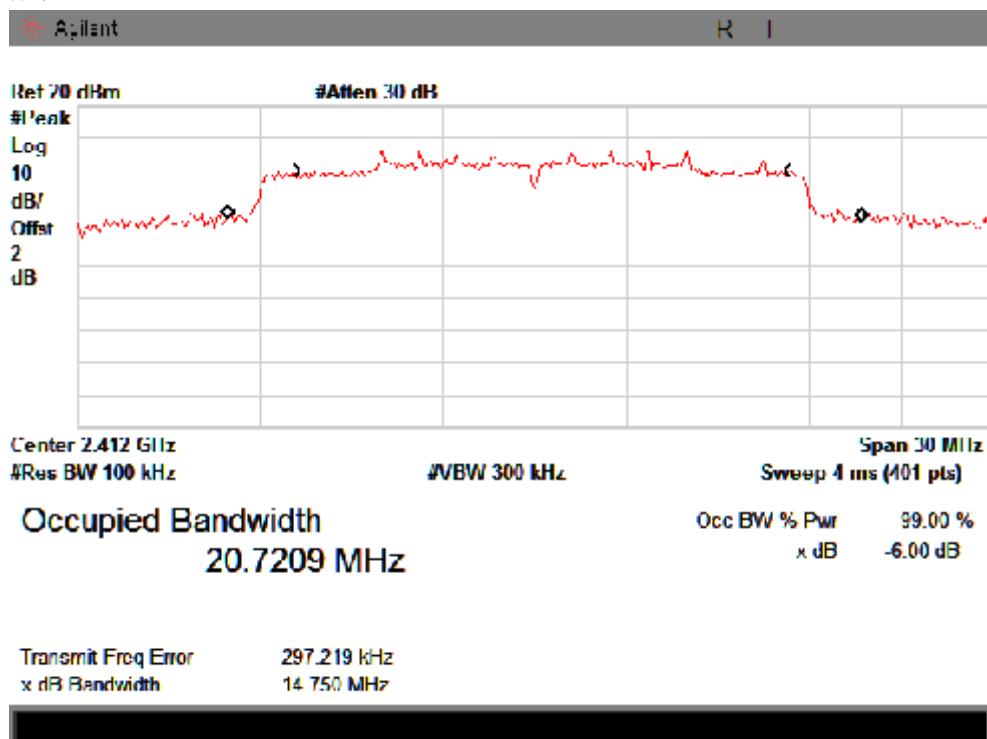


CH High :

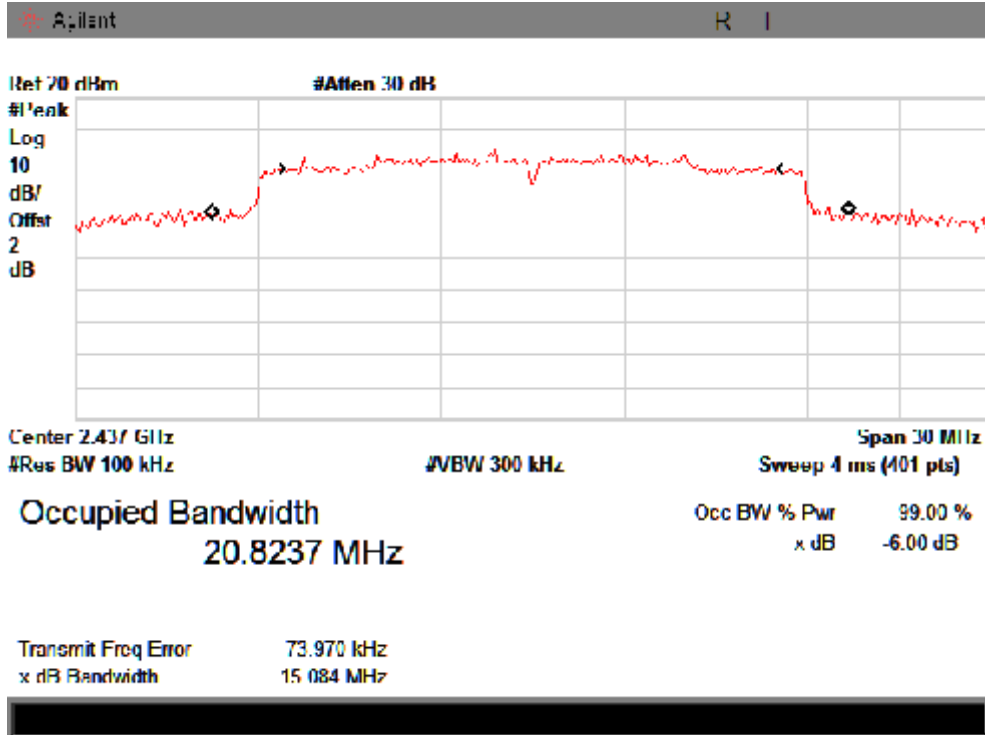


IEEE 802.11n/HT20 with 2.4G:

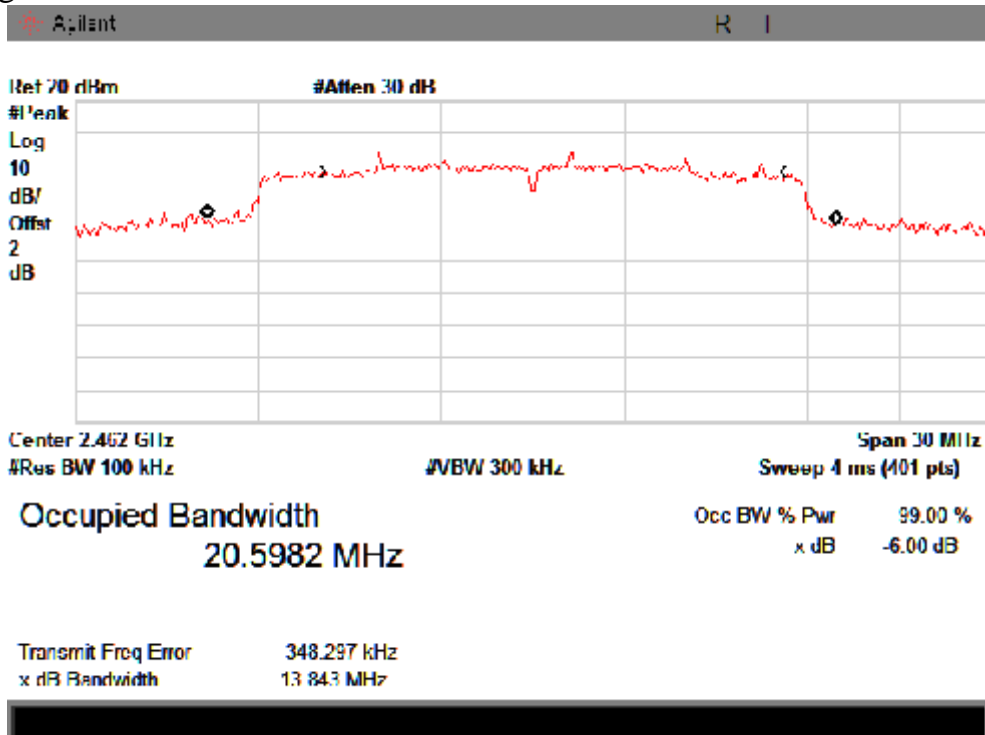
CH Low :



CH Mid :

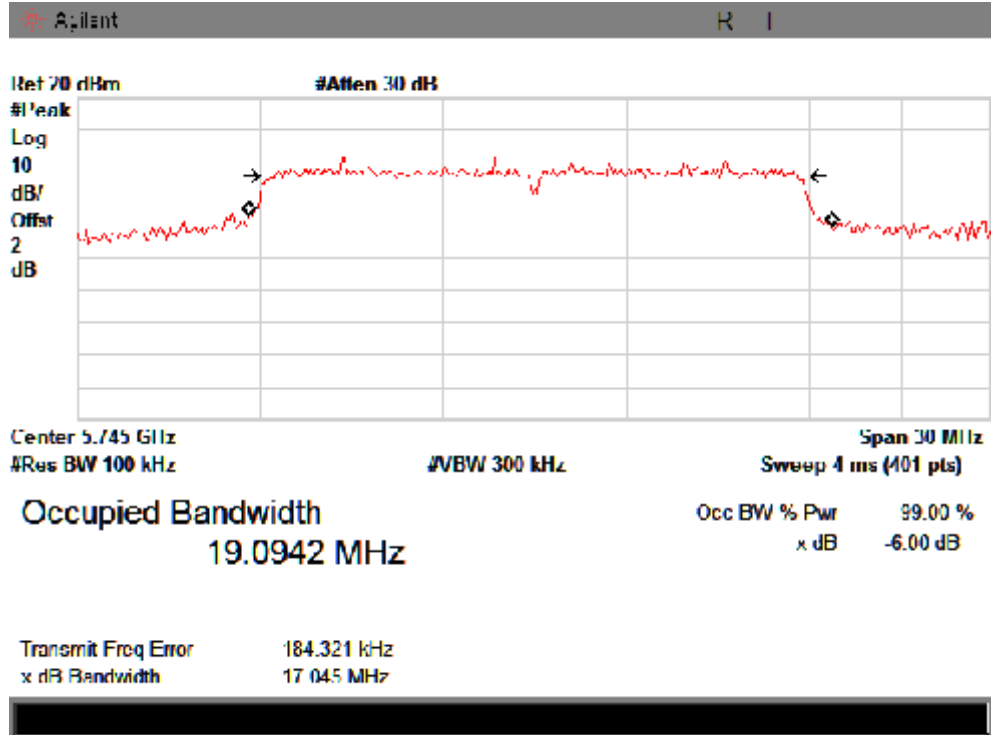


CH High :

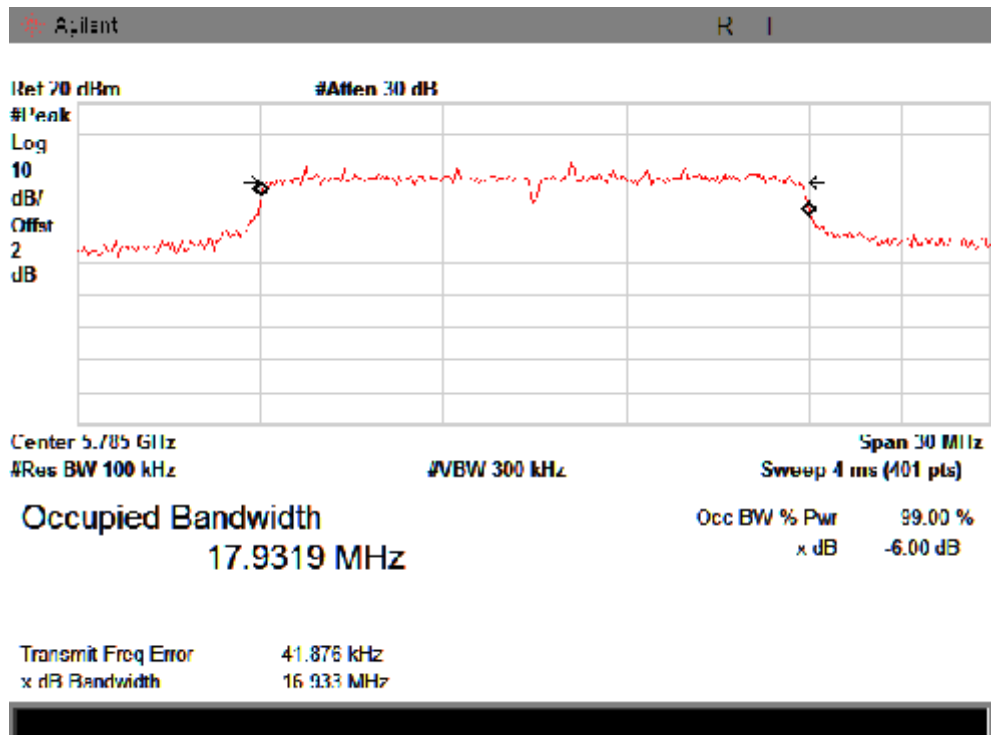


IEEE 802.11n/HT20 with 5.8G:

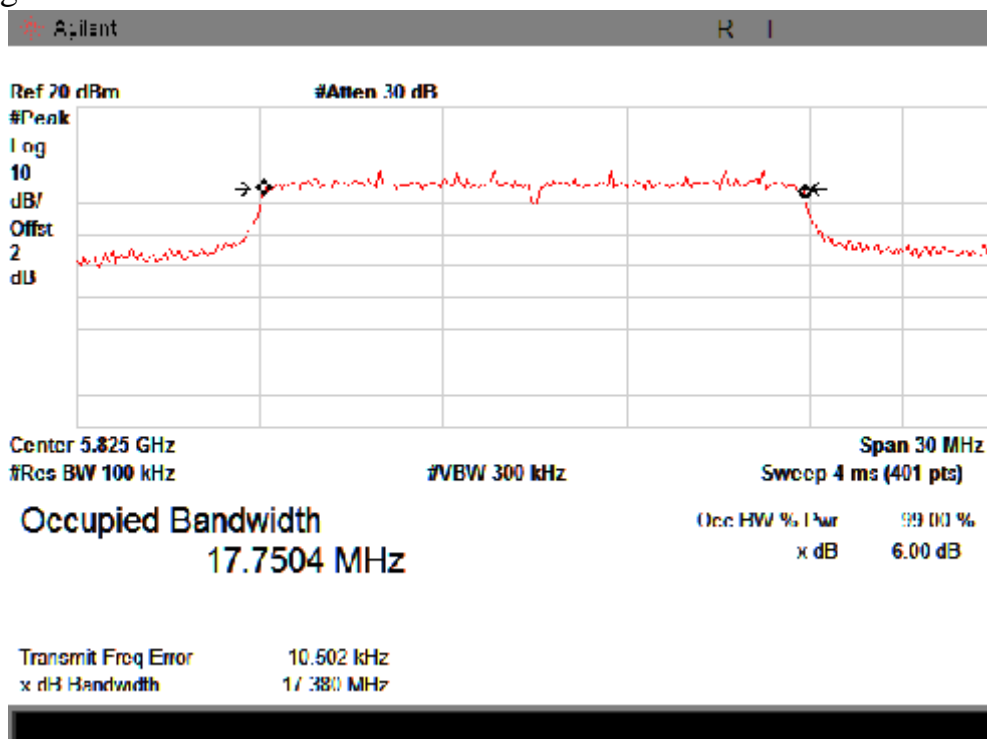
CH Low :



CH Mid :

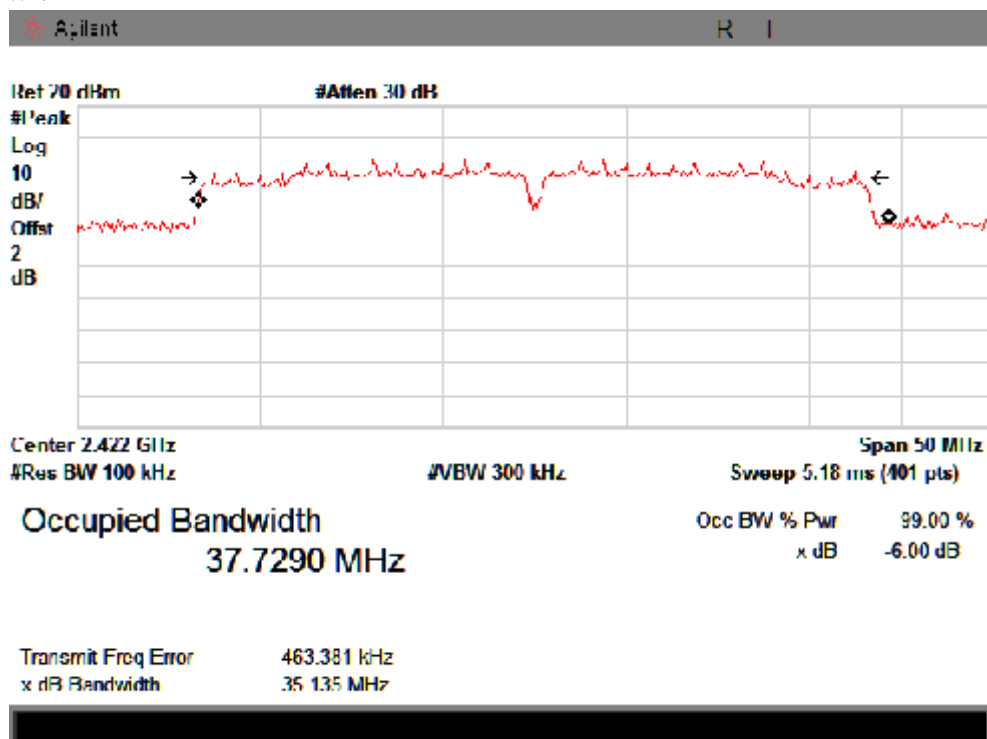


CH High :

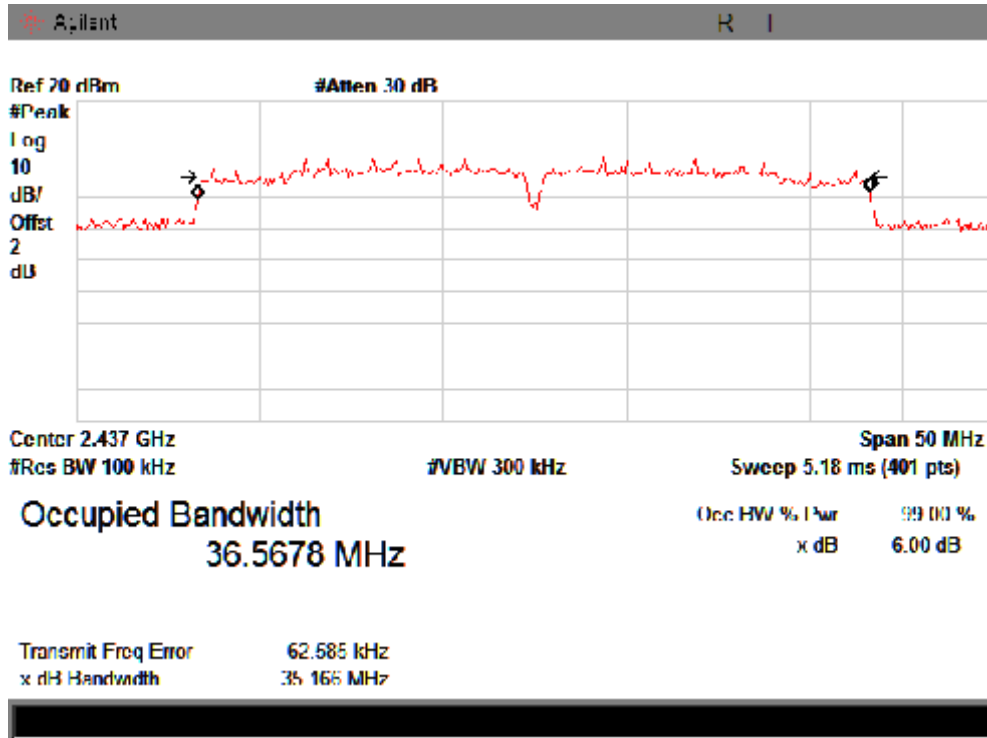


IEEE 802.11n/HT40 with 2.4G:

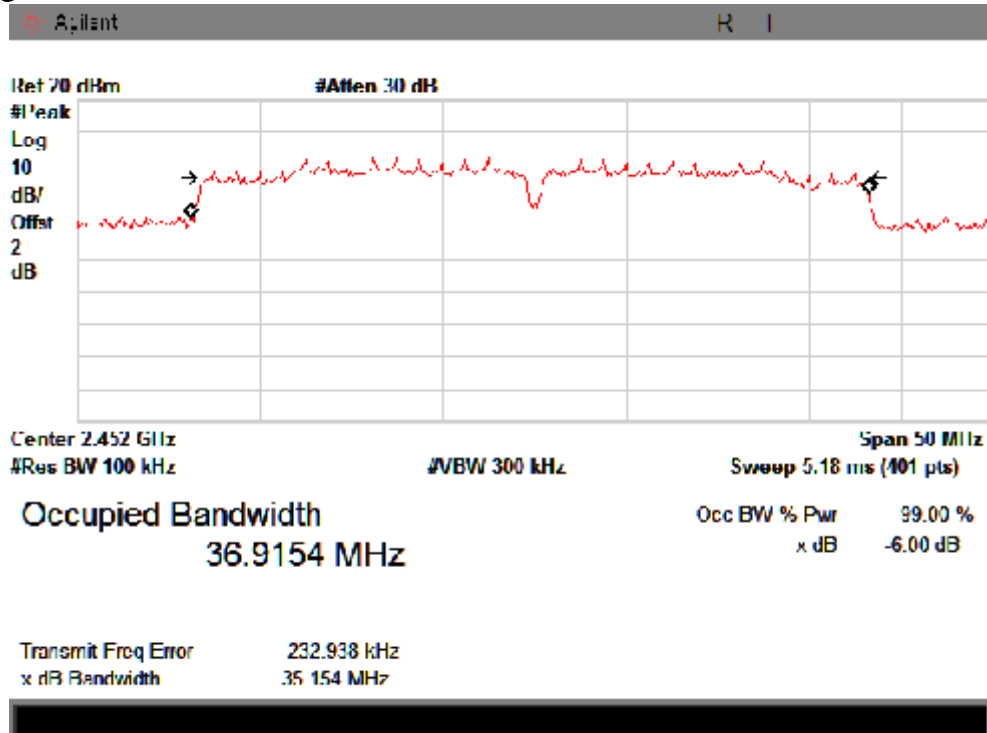
CH Low :



CH Mid :

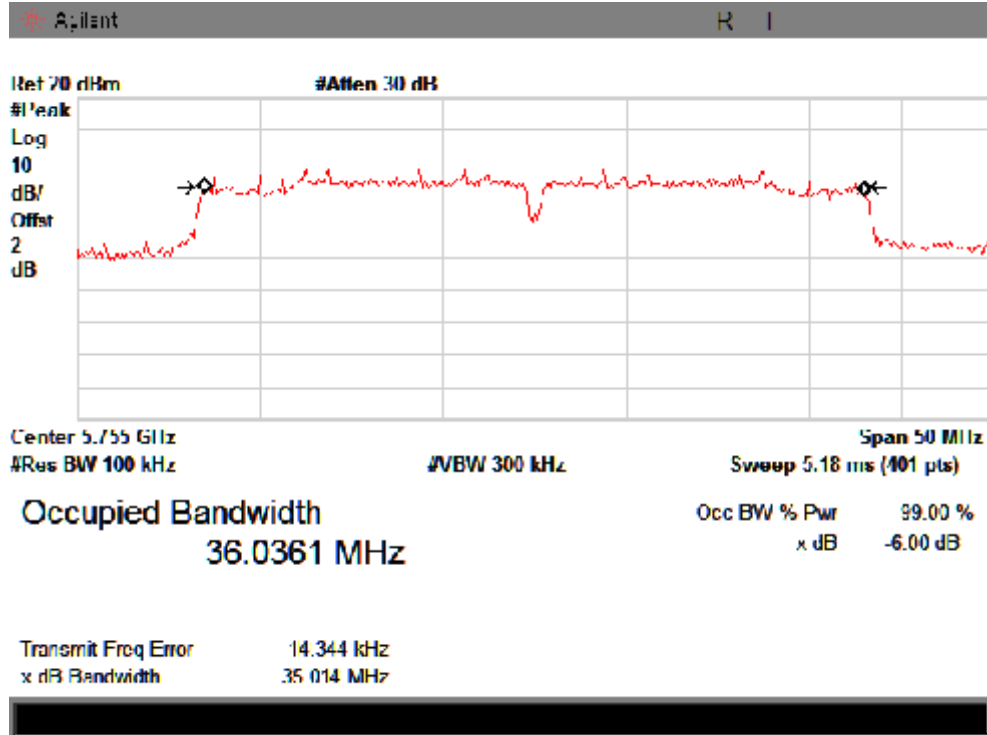


CH High :

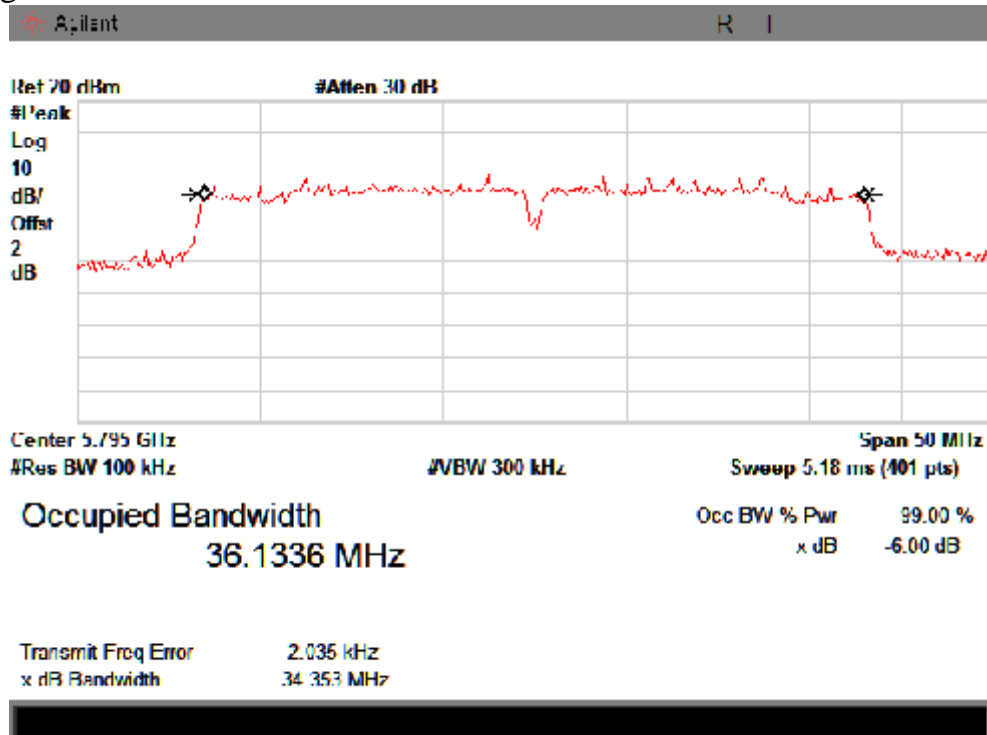


IEEE 802.11n/HT40 with 5.8G:

CH Low :



CH High :



10 Band Edge Check

10.1 Test limit

Please refer section 15.247

All the lower and upper band-edges emissions appearing within 2310MHz to 2390MHz and 2483.5MHz to 2500MHz restricted frequency bands shall not exceed the limits shown in 15.209, all the other emissions outside operation frequency band 2400MHz to 2483.5MHz and 5725MHz to 5850MHz shall be at least 20dB below the fundamental emissions, or comply with 15.209 limits.

10.2 Test Procedure

- 12.2.1 Put the EUT on a 0.8m high table, power on the EUT. Emissions were scanned and measured rotating the EUT to 360 degrees, Find the maximum Emission
- 12.2.2 Check the spurious emissions out of band.
- 12.2.3 RBW,VBW Setting, please see the following test plot.

10.3 Test Setup

Same as 5.2.2.

10.4 Test Result

PASS.

Detailed information please see the following page.

Report No.: STI130617088

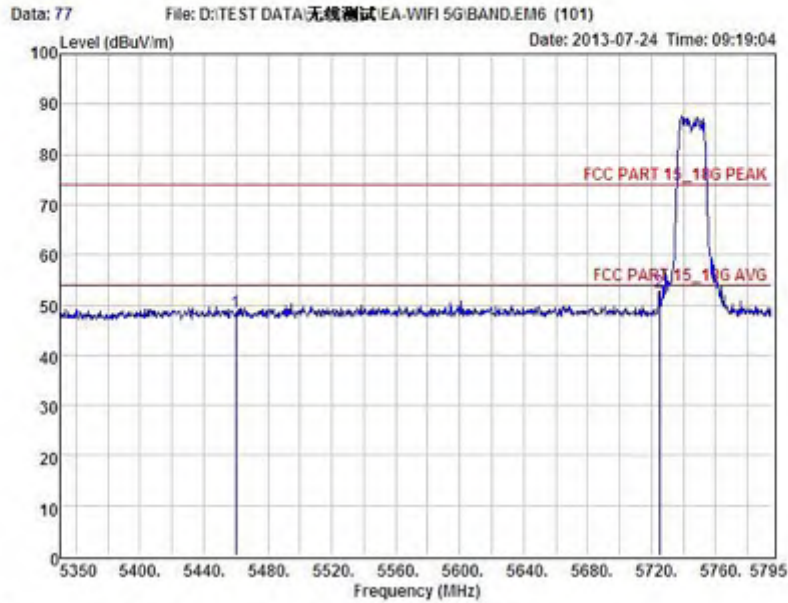
From 1G-25GHz with port 1 antenna

IEEE 802.11a with 5.8G:

CH LOW :



Shenzhen Certification Technology Service Co., Ltd
2F, Building B, East Area of Nanchang Second Industrial Zone,
Gushu 2nd Road, Bao'an District, Shenzhen 518126, P.R. China
Tel: 4006786199 FAX: +86-755-26736857
Website: <http://www.cessz.com> Email: Service@cessz.com



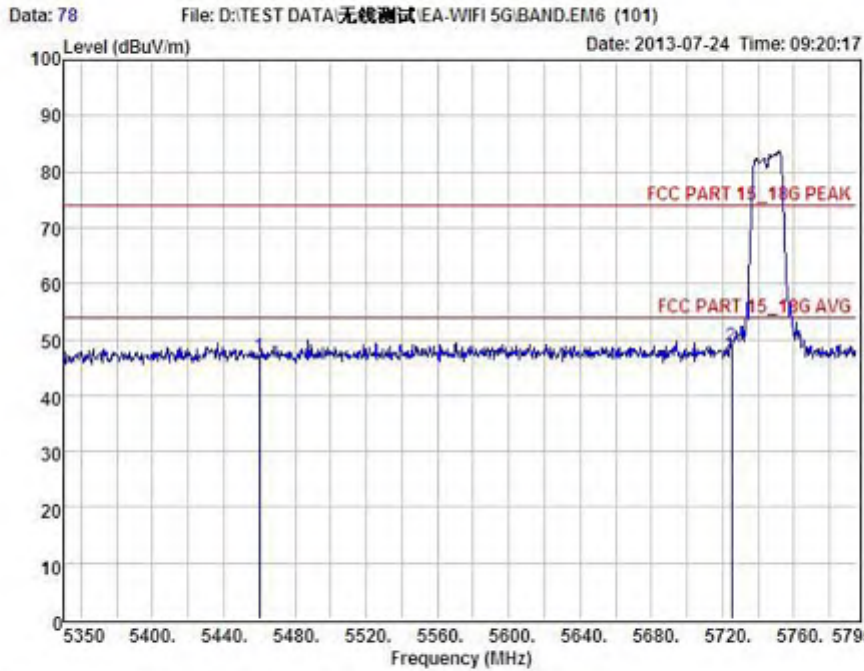
Condition : FCC PART 15_11G PEAK 3m POL: VERTICAL
EUT : Tablet PC
Model No : T100C
Test Mode : PORT 1 IEEE 802.11 A-5745MHz
Power : DC 19V From adapter with AC 120V/60Hz
Test Engineer : Simple
Remark :
Temp : 24.2°C
Hum : 54%

Item	Freq MHz	Read Level dBuV	Antenna Factor dB	Preamp Factor dB	Cable Loss dB	Level dBuV	Limit dBuV	Margin dBuV	Remark
1	5460.00	44.36	31.21	33.65	6.11	48.63	74.00	-25.37	Peak
2	5725.00	47.69	32.27	33.58	6.26	52.64	74.00	-21.36	Peak

Remark: Level = Read Level + Antenna Factor - Preamp Factor + Cable Loss



Shenzhen Certification Technology Service Co., Ltd
 2F, Building B, East Area of Nanchang Second Industrial Zone,
 Gushu 2nd Road, Bao'an District, Shenzhen 518126, P.R. China
 Tel: 4006786199 FAX: +86-755-26736857
 Website: http://www.cessz.com Email: Service@cessz.com



Condition : FCC PART 15_18G PEAK 3m POL: HORIZONTAL
 EUT : Tablet PC
 Model No : T100C
 Test Mode : PORT 1 IEEE 802.11 a-5745MHz
 Power : DC 19V From adapter with AC 120V/60Hz
 Test Engineer : Simple
 Remark :
 Temp : 24.2°C
 Hum : 54%

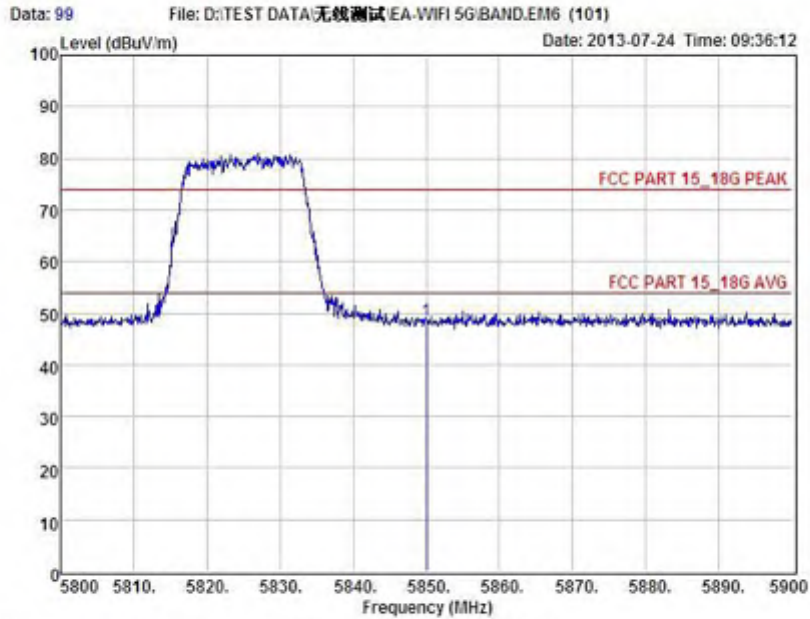
Item	Freq MHz	Read Level dBuV	Antenna Factor dB	Preamp Factor dB	Cable Loss dB	Level dBuV	Limit dBuV	Margin dBuV	Remark
1	5460.00	42.70	31.81	33.65	6.11	46.97	74.00	-27.03	Peak
2	5725.00	43.91	32.27	33.58	6.26	48.86	74.00	-25.14	Peak

Remark: Level = Read Level + Antenna Factor - Preamp Factor + Cable Loss

CH High :



Shenzhen Certification Technology Service Co., Ltd
 2F, Building B, East Area of Nanchang Second Industrial Zone,
 Gushu 2nd Road, Bao'an District, Shenzhen 518126, P.R. China
 Tel: 4006786199 FAX: +86-755-26736857
 Website: http://www.cessz.com Email: Service@cessz.com



Condition : FCC PART 15_18G PEAK 3m POL: HORIZONTAL
 EUI : Tablet PC
 Model No : T100C
 Test Mode : PORT 1 IEEE 802.11 A-5825MHz
 Power : DC 19V From adapter with AC 120V/60Hz
 Test Engineer : Simple
 Remark :
 Temp : 24.2°C
 Hum : 54%

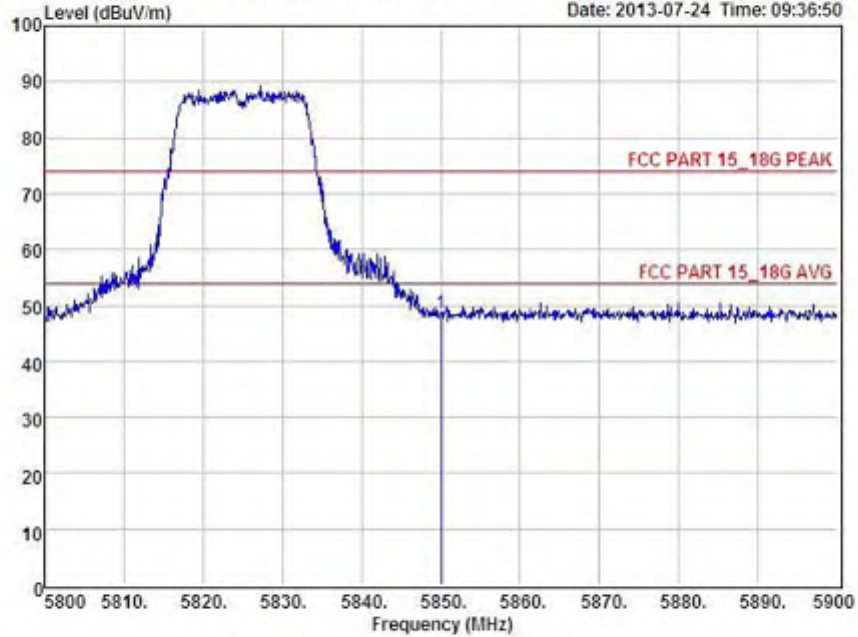
Item	Freq MHz	Read Level dBuV	Antenna Factor dB	Preamp Factor dB	Cable Loss dB	Level dBuV	Limit dBuV	Margin dBuV	Remark
1	5850.00	43.41	32.50	33.64	6.33	48.60	74.00	-25.40	Peak

Remark: Level = Read Level + Antenna Factor - Preamp Factor + Cable Loss



Shenzhen Certification Technology Service Co., Ltd
 2F, Building B, East Area of Nanchang Second Industrial Zone,
 Gushu 2nd Road, Bao'an District, Shenzhen 518126, P.R. China
 Tel: 4006786199 FAX: +86-755-26736857
 Website: http://www.cessz.com Email: Service@cessz.com

Data: 100 File: D:\TEST DATA\无线测试\EA-WIFI 5G BAND.EM6 (101) Date: 2013-07-24 Time: 09:36:50



Condition : FCC PART 15_18G PEAK 3m POL: VERTICAL
 EUT : Tablet PC
 Model No : T100C
 Test Mode : PORT 1 IEEE 802.11 A-5825MHz
 Power : DC 19V From adapter with AC 120V/60Hz
 Test Engineer : Simple
 Remark :
 Temp : 24.2°C
 Hum : 54%

Item	Freq MHz	Read Level dBuV	Antenna Factor dB	Preamp Factor dB	Cable Loss dB	Level dBuV	Limit dBuV	Margin dBuV	Remark
1	5850.00	43.21	32.50	33.64	6.33	48.40	74.00	-25.60	Peak

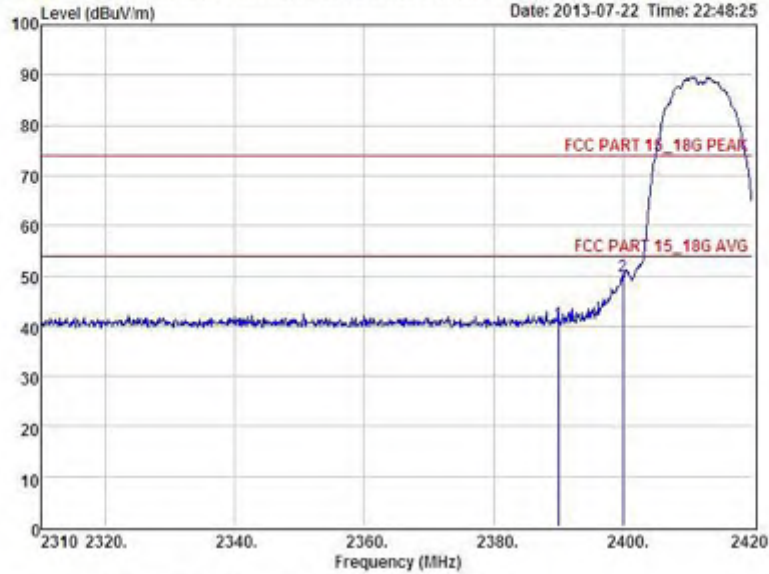
Remark: Level = Read Level + Antenna Factor - Preamp Factor + Cable Loss

IEEE 802.11b:
CH LOW :



Shenzhen Certification Technology Service Co., Ltd
2F, Building B, East Area of Nanchang Second Industrial Zone,
Gushu 2nd Road, Bao'an District, Shenzhen 518126, P.R. China
Tel: 4006786199 FAX: +86-755-26736857
Website: http://www.cessz.com Email: Service@cessz.com

Data: 51 File: D:\TEST DATA\无线测试\EA-WIFI 5G BAND.EM6 (101) Date: 2013-07-22 Time: 22:48:25



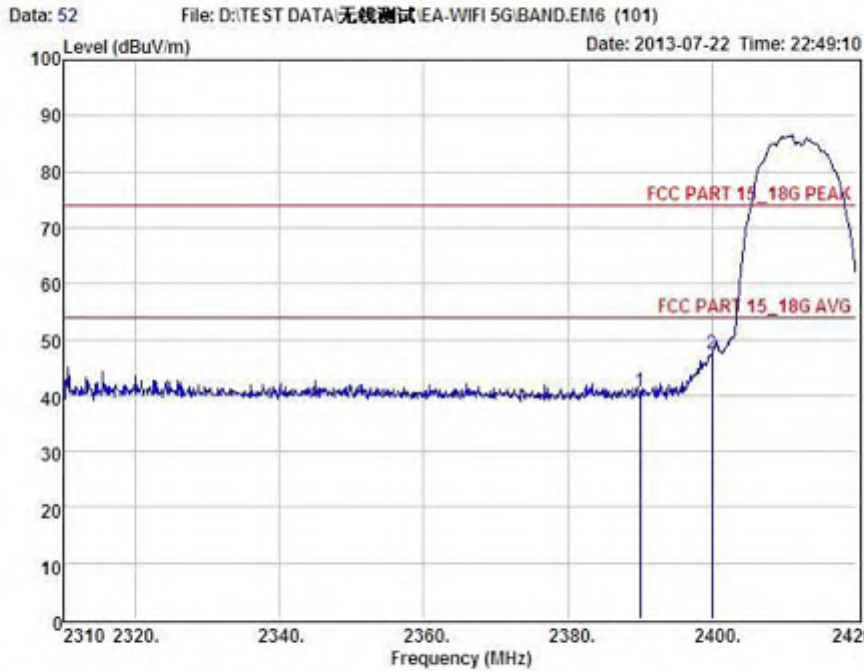
Condition : FCC PART 15_18G PEAK 3m POL: HORIZONTAL
EUI : Tablet PC
Model No : T100C
Test Mode : PORT 1 IEEE 802.11 B -2412MHz
Power : DC 19V From adapter with AC 120V/60Hz
Test Engineer : Simple
Remark :
Temp : 24.2°C
Hum : 54%

Item	Freq MHz	Read Level dBuV	Antenna Factor dB	Preamp Factor dB	Cable Loss dB	Level dBuV	Limit dBuV	Margin dBuV	Remark
1	2390.00	43.88	27.62	34.97	3.92	40.45	74.00	-33.55	Peak
2	2400.00	53.23	27.62	34.97	3.94	49.82	74.00	-24.18	Peak

Remark: Level = Read Level + Antenna Factor - Preamp Factor + Cable Loss



Shenzhen Certification Technology Service Co., Ltd
 2F, Building B, East Area of Nanchang Second Industrial Zone,
 Gushu 2nd Road, Bao'an District, Shenzhen 518126, P.R. China
 Tel: 4006786199 FAX: +86-755-26736857
 Website: http://www.cessz.com Email: Service@cessz.com



Condition : FCC PART 15_18G PEAK 3m POL: VERTICAL
 EUT : Tablet PC
 Model No : T100C
 Test Mode : PORT 1 IEEE 802.11 B -2412MHz
 Power : DC 19V From adapter with AC 120V/60Hz
 Test Engineer : Simple
 Remark :
 Temp : 24.2°C
 Hum : 54%

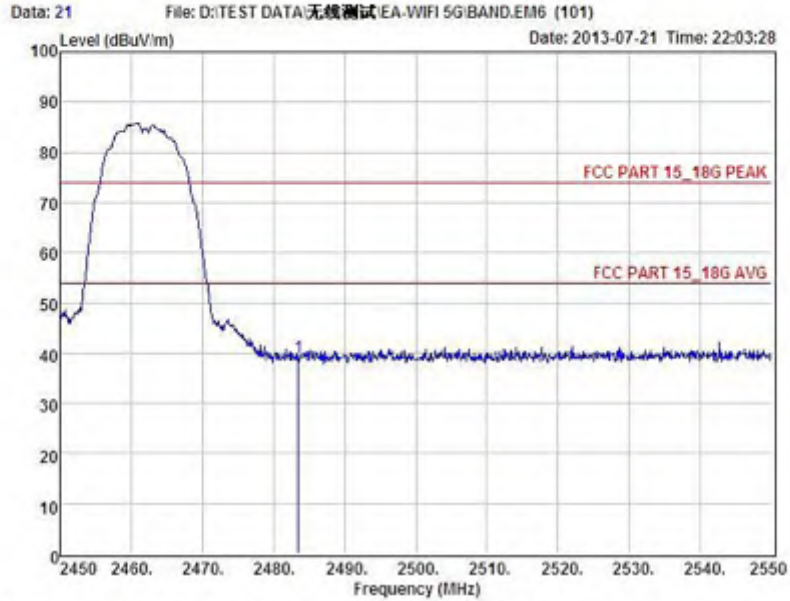
Item	Freq MHz	Read Level dBuV	Antenna Factor dB	Preamp Factor dB	Cable Loss dB	Level dBuV	Limit dBuV	Margin dBuV	Remark
1	2390.00	44.22	27.62	34.97	3.92	40.79	74.00	-33.21	Peak
2	2400.00	50.86	27.62	34.97	3.94	47.45	74.00	-26.55	Peak

Remark: Level = Read Level + Antenna Factor - Preamp Factor + Cable Loss

CH High :



Shenzhen Certification Technology Service Co., Ltd
 2F, Building B, East Area of Nanchang Second Industrial Zone,
 Gushu 2nd Road, Bao'an District, Shenzhen 518126, P.R. China
 Tel: 4006786199 FAX: +86-755-26736857
 Website: <http://www.cessz.com> Email: Service@cessz.com



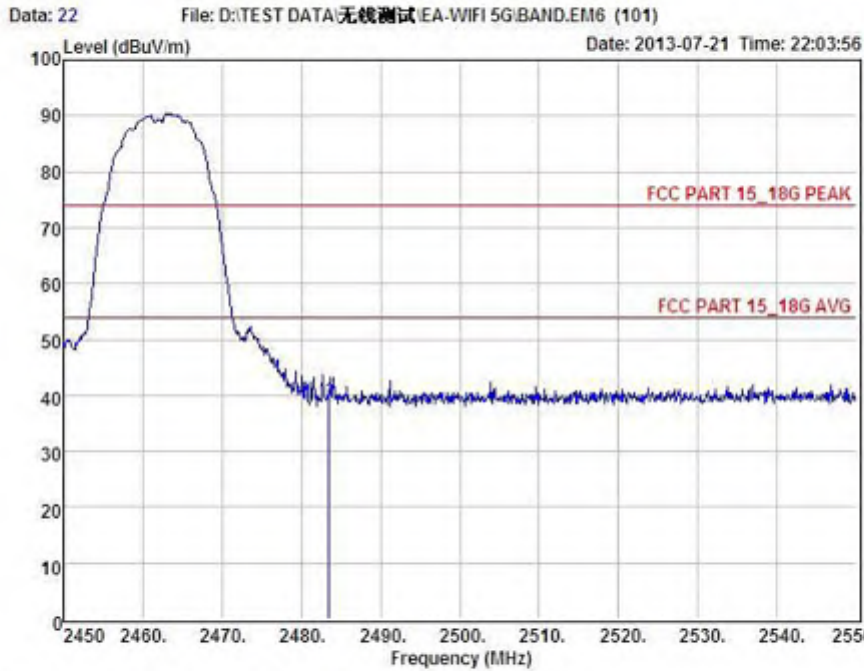
Condition : FCC PART 15_18G PEAK 3m POL: HORIZONTAL
 EUT : Tablet PC
 Model No : T100C
 Test Mode : PORI 1 IEEE 802.11 B -2462MHz
 Power : DC 19V From adapter with AC 120V/60Hz
 Test Engineer : Simple
 Remark :
 Temp : 24.2°C
 Hum : 54%

Item	Freq MHz	Read Level dBuV	Antenna Factor dB	Preamp Factor dB	Cable Loss dB	Level dBuV	Limit dBuV	Margin dBuV	Remark
1	2483.50	42.59	27.59	34.97	4.00	39.21	74.00	-34.79	Peak

Remark: Level = Read Level + Antenna Factor - Preamp Factor + Cable Loss



Shenzhen Certification Technology Service Co., Ltd
 2F, Building B, East Area of Nanchang Second Industrial Zone,
 Gushu 2nd Road, Bao'an District, Shenzhen 518126, P.R. China
 Tel: 4006786199 FAX: +86-755-26736857
 Website: http://www.cessz.com Email: Service@cessz.com



Condition : FCC PART 15_18G PEAK 3m POL: VERTICAL
 EUT : Tablet PC
 Model No : T100C
 Test Mode : PORT 1 IEEE 802.11 B -2462MHz
 Power : DC 19V From adapter with AC 120V/60Hz
 Test Engineer : Simple
 Remark :
 Temp : 24.2°C
 Hum : 54%

Item	Freq MHz	Read Level dBuV	Antenna Factor dB	Preamp Factor dB	Cable Loss dB	Level dBuV	Limit dBuV	Margin dBuV	Remark
1	2462.50	42.55	27.59	34.97	4.00	39.17	74.00	-34.83	Peak

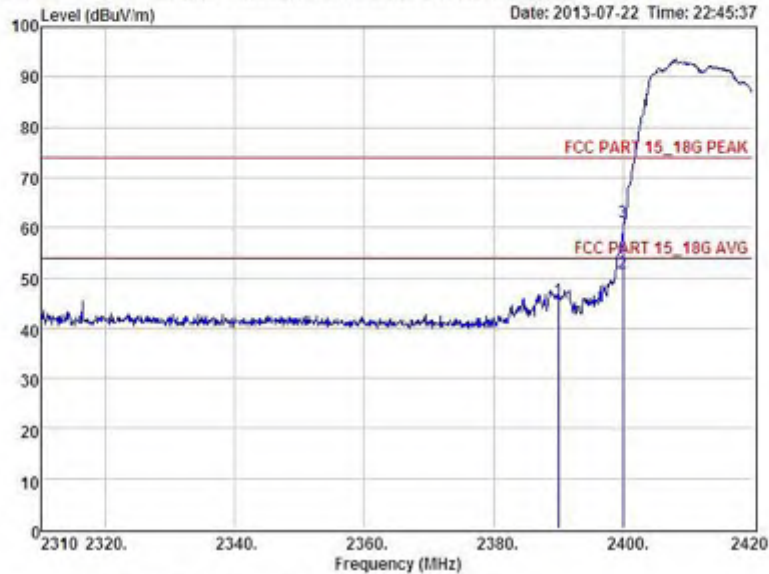
Remark: Level = Read Level + Antenna Factor - Preamp Factor + Cable Loss

IEEE 802.11g:
CH LOW :



Shenzhen Certification Technology Service Co., Ltd
2F, Building B, East Area of Nanchang Second Industrial Zone,
Gushu 2nd Road, Bao'an District, Shenzhen 518126, P.R. China
Tel: 4006786199 FAX: +86-755-26736857
Website: http://www.cessz.com Email: Service@cessz.com

Data: 49 File: D:\TEST DATA\无线测试\EA-WIFI 5G BAND.EM6 (101) Date: 2013-07-22 Time: 22:45:37



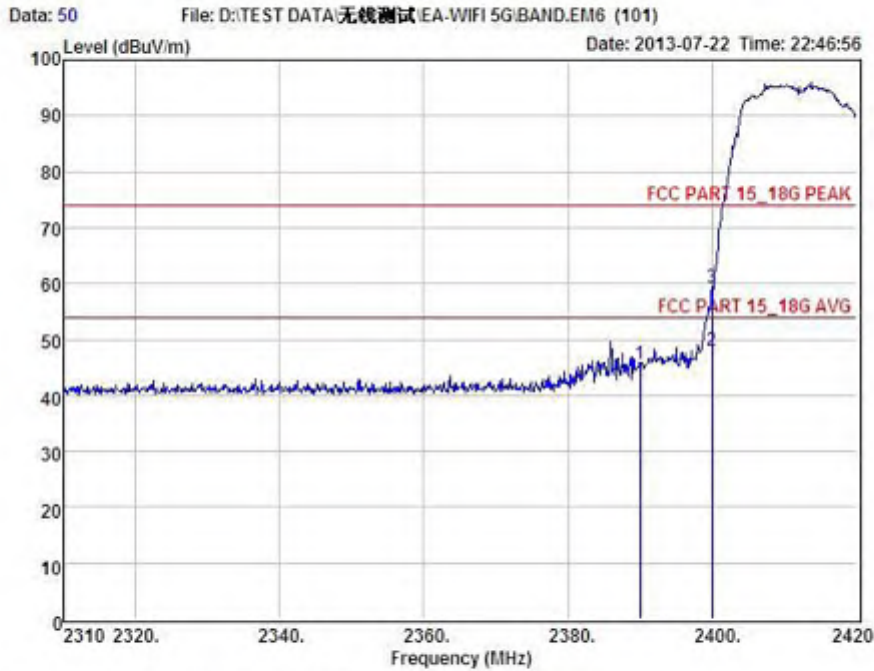
Condition : FCC PART 15_18G PEAK 3m POL: VERTICAL
EUI : Tablet PC
Model No : T100C
Test Mode : PORT 1 IEEE 802.11 G -2412MHz
Power : DC 19V From adapter with AC 120V/60Hz
Test Engineer : Simple
Remark :
Temp : 24.2°C
Hum : 54%

Item	Freq MHz	Read Level dBuV	Antenna Factor dB	Preamp Factor dB	Cable Loss dB	Level dBuV	Limit dBuV	Margin dBuV	Remark
1	2390.00	49.11	27.62	34.97	3.92	45.68	74.00	-28.32	Peak
2	2400.00	54.28	27.62	34.97	3.94	50.87	54.00	-3.13	Average
3	2400.00	64.47	27.62	34.97	3.94	61.06	74.00	-12.94	Peak

Remark: Level = Read Level + Antenna Factor - Preamp Factor + Cable Loss



Shenzhen Certification Technology Service Co., Ltd
 2F, Building B, East Area of Nanchang Second Industrial Zone,
 Gushu 2nd Road, Bao'an District, Shenzhen 518126, P.R. China
 Tel: 4006786199 FAX: +86-755-26736857
 Website: http://www.cessz.com Email: Service@cessz.com



Condition : FCC PART 15_18G PEAK 3m POL: HORIZONTAL
 EUT : Tablet PC
 Model No : T100C
 Test Mode : PORT 1 IEEE 802.11 G -2412MHz
 Power : DC 19V From adapter with AC 120V/60Hz
 Test Engineer : Simple
 Remark :
 Temp : 24.2°C
 Hum : 54%

Item	Freq MHz	Read Level dBuV	Antenna Factor dB	Preamp Factor dB	Cable Loss dB	Level dBuV	Limit dBuV	Margin dBuV	Remark
1	2390.00	49.05	27.62	34.97	3.92	45.62	74.00	-28.38	Peak
2	2400.00	51.35	27.62	34.97	3.94	47.94	54.00	-6.06	Average
3	2400.00	62.55	27.62	34.97	3.94	59.14	74.00	-14.86	Peak

Remark: Level = Read Level + Antenna Factor - Preamp Factor + Cable Loss

CH High :



Shenzhen Certification Technology Service Co., Ltd
 2F, Building B, East Area of Nanchang Second Industrial Zone,
 Gushu 2nd Road, Bao'an District, Shenzhen 518126, P.R. China
 Tel: 4006786199 FAX: +86-755-26736857
 Website: <http://www.cessz.com> Email: Service@cessz.com



Condition : FCC PART 15_18G PEAK 3m POL: VERTICAL
 EUT : Tablet PC
 Model No : T100C
 Test Mode : PORT 1 IEEE 802.11 G -2462MHz
 Power : DC 19V From adapter with AC 120V/60Hz
 Test Engineer : Simple
 Remark :
 Temp : 24.2°C
 Hum : 54%

Item	Freq MHz	Read Level dBuV	Antenna Factor dB	Preamp Factor dB	Cable Loss dB	Level dBuV	Limit dBuV	Margin dBuV	Remark
1	2483.50	85.71	27.59	34.97	4.00	82.33	74.00	-21.67	Peak

Remark: Level = Read Level + Antenna Factor - Preamp Factor + Cable Loss



Shenzhen Certification Technology Service Co., Ltd
 2F, Building B, East Area of Nanchang Second Industrial Zone,
 Gushu 2nd Road, Bao'an District, Shenzhen 518126, P.R. China
 Tel: 4006786199 FAX: +86-755-26736857
 Website: http://www.cessz.com Email: Service@cessz.com



Condition : FCC PART 15_18G PEAK 3m POL: HORIZONTAL
 EUT : Tablet PC
 Model No : T100C
 Test Mode : PORT 1 IEEE 802.11 G -2462MHz
 Power : DC 19V From adapter with AC 120V/60Hz
 Test Engineer : Simple
 Remark :
 Temp : 24.2°C
 Hum : 54%

Item	Freq MHz	Read Level dBuV	Antenna Factor dB	Preamp Factor dB	Cable Loss dB	Level dBuV	Limit dBuV	Margin dBuV	Remark
1	2483.50	48.23	27.59	34.97	4.00	44.85	74.00	-29.15	Peak

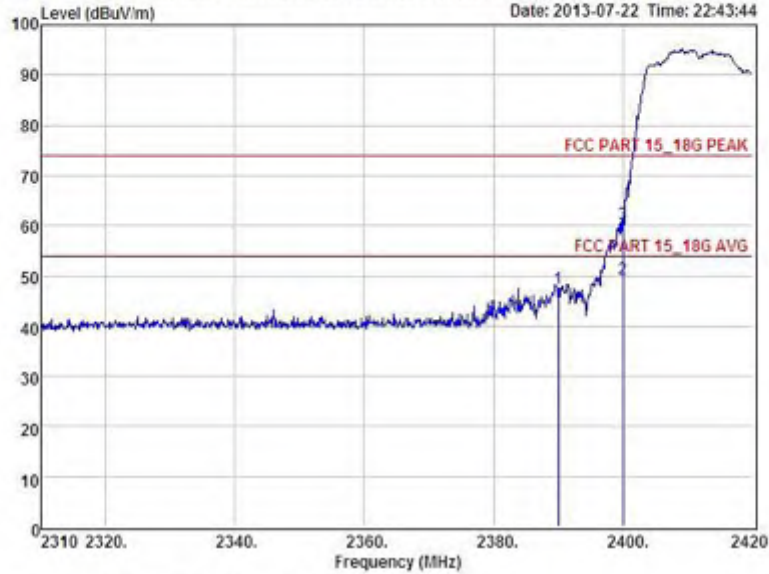
Remark: Level = Read Level + Antenna Factor - Preamp Factor + Cable Loss

IEEE 802.11n/HT20 with 2.4G:
CH LOW :



Shenzhen Certification Technology Service Co., Ltd
2F, Building B, East Area of Nanchang Second Industrial Zone,
Gushu 2nd Road, Bao'an District, Shenzhen 518126, P.R. China
Tel: 4006786199 FAX: +86-755-26736857
Website: http://www.cessz.com Email: Service@cessz.com

Data: 47 File: D:\TEST DATA\无线测试\EA-WIFI 5G\BAND.EM6 (101) Date: 2013-07-22 Time: 22:43:44



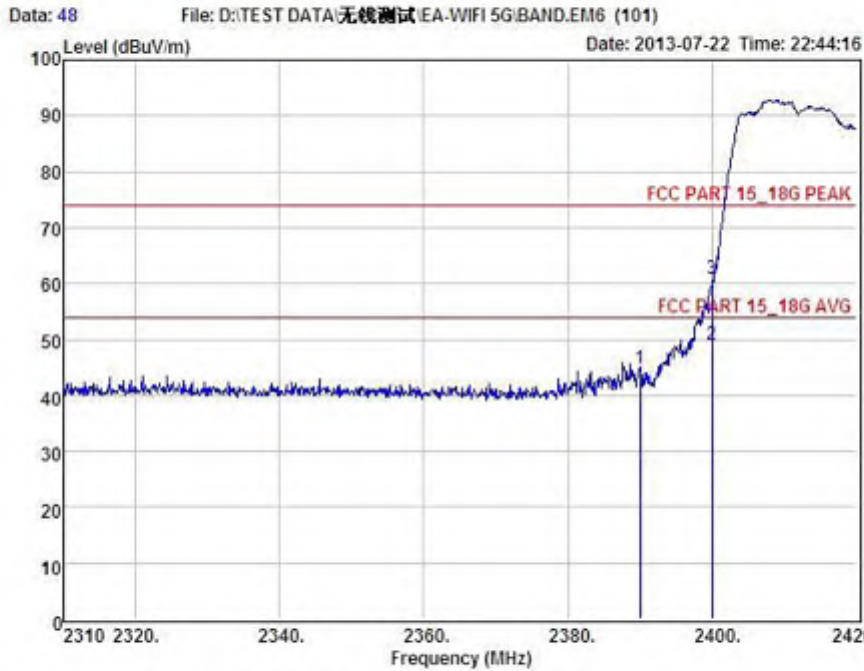
Condition : FCC PART 15_18G PEAK 3m POL: HORIZONTAL
EUI : Tablet PC
Model No : T100C
Test Mode : PORT 1 IEEE 802.11 N20 -2412MHz
Power : DC 19V From adapter with AC 120V/60Hz
Test Engineer : Simple
Remark :
Temp : 24.2°C
Hum : 54%

Item	Freq MHz	Read Level dBuV	Antenna Factor dB	Preamp Factor dB	Cable Loss dB	Level dBuV	Limit dBuV	Margin dBuV	Remark
1	2390.00	50.77	27.62	34.97	3.92	47.34	74.00	-26.66	Peak
2	2400.00	52.72	27.62	34.97	3.94	49.31	84.00	-4.69	Average
3	2400.00	63.70	27.62	34.97	3.94	60.29	74.00	-13.71	Peak

Remark: Level = Read Level + Antenna Factor - Preamp Factor + Cable Loss



Shenzhen Certification Technology Service Co., Ltd
 2F, Building B, East Area of Nanchang Second Industrial Zone,
 Gushu 2nd Road, Bao'an District, Shenzhen 518126, P.R. China
 Tel: 4006786199 FAX: +86-755-26736857
 Website: http://www.cessz.com Email: Service@cessz.com



Condition : FCC PART 15_18G PEAK 3m POL: VERTICAL
 EUT : Tablet PC
 Model No : T100C
 Test Mode : PORT 1 IEEE 802.11 N20 -2412MHz
 Power : DC 19V From adapter with AC 120V/60Hz
 Test Engineer : Simple
 Remark :
 Temp : 24.2°C
 Hum : 54%

Item	Freq MHz	Read Level dBuV	Antenna Factor dB	Preamp Factor dB	Cable Loss dB	Level dBuV	Limit dBuV	Margin dBuV	Remark
1	2390.00	48.14	27.62	34.97	3.92	44.71	74.00	-29.29	Peak
2	2400.00	52.57	27.62	34.97	3.94	49.16	54.00	-4.84	Average
3	2400.00	64.16	27.62	34.97	3.94	60.75	74.00	-13.25	Peak

Remark: Level = Read Level + Antenna Factor - Preamp Factor + Cable Loss

CH High :



Shenzhen Certification Technology Service Co., Ltd
 2F, Building B, East Area of Nanchang Second Industrial Zone,
 Gushu 2nd Road, Bao'an District, Shenzhen 518126, P.R. China
 Tel: 4006786199 FAX: +86-755-26736857
 Website: <http://www.cessz.com> Email: Service@cessz.com



Condition : FCC PART 15_18G PEAK 3m POL: HORIZONTAL
 EUT : Tablet PC
 Model No : T100C
 Test Mode : PORT 1 IEEE 802.11 N20 -2462MHz
 Power : DC 19V From adapter with AC 120V/60Hz
 Test Engineer : Simple
 Remark :
 Temp : 24.2°C
 Hum : 54%

Item	Freq MHz	Read Level dBuV	Antenna Factor dB	Preamp Factor dB	Cable Loss dB	Level dBuV	Limit dBuV	Margin dBuV	Remark
1	2483.50	80.07	27.59	34.97	4.00	46.69	74.00	-27.31	Peak

Remark: Level = Read Level + Antenna Factor - Preamp Factor + Cable Loss



Shenzhen Certification Technology Service Co., Ltd
 2F, Building B, East Area of Nanchang Second Industrial Zone,
 Gushu 2nd Road, Bao'an District, Shenzhen 518126, P.R. China
 Tel: 4006786199 FAX: +86-755-26736857
 Website: http://www.cessz.com Email: Service@cessz.com



Condition : FCC PART 15_18G PEAK 3m POL: VERTICAL
 EUT : Tablet PC
 Model No : T100C
 Test Mode : PORT 1 IEEE 802.11 N20 -2462MHz
 Power : DC 19V From adapter with AC 120V/60Hz
 Test Engineer : Simple
 Remark :
 Temp : 24.2°C
 Hum : 54%

Item	Freq MHz	Read Level dBuV	Antenna Factor dB	Preamp Factor dB	Cable Loss dB	Level dBuV	Limit dBuV	Margin dBuV	Remark
1	2483.50	56.06	27.59	34.97	4.00	52.67	74.00	-21.33	Peak

Remark: Level = Read Level + Antenna Factor - Preamp Factor + Cable Loss

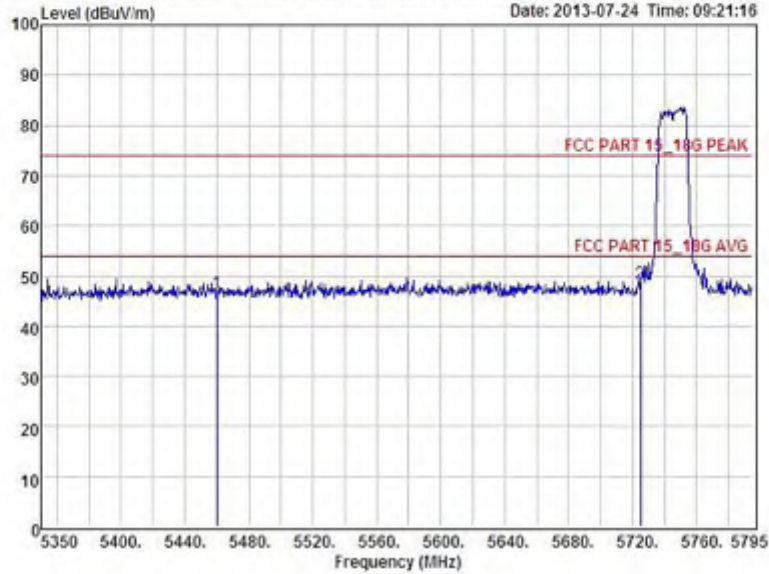
Report No.: STI130617088

IEEE n/HT20 with 5.8G;
CH LOW :



Shenzhen Certification Technology Service Co., Ltd
2F, Building B, East Area of Nanchang Second Industrial Zone,
Gushu 2nd Road, Bao'an District, Shenzhen 518126, P.R. China
Tel: 4006786199 FAX: +86-755-26736857
Website: <http://www.cessz.com> Email: Service@cessz.com

Data: 79 File: D:\TEST DATA\无线测试\EA-WIFI 5GBAND.EM6 (101) Date: 2013-07-24 Time: 09:21:16



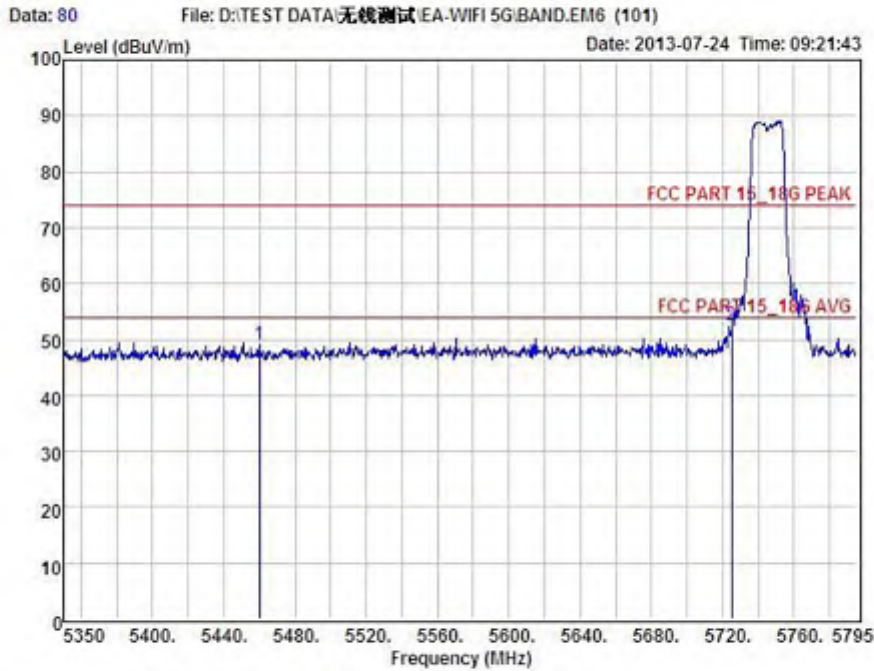
Condition : FCC PART 15_18G PEAK 3m POL: HORIZONTAL
EUI : Tablet PC
Model No : T100C
Test Mode : PORT 1 IEEE 802.11 N20-5745MHz
Power : DC 19V From adapter with AC 120V/60Hz
Test Engineer : Simple
Remark :
Temp : 24.2°C
Hum : 54%

Item	Freq MHz	Read Level dBuV	Antenna Factor dB	Preamp Factor dB	Cable Loss dB	Level dBuV	Limit dBuV	Margin dBuV	Remark
1	5460.00	42.44	31.81	33.65	6.11	46.71	74.00	-27.29	Peak
2	5725.00	43.64	32.27	33.58	6.26	48.89	74.00	-25.41	Peak

Remark: Level = Read Level + Antenna Factor - Preamp Factor + Cable Loss



Shenzhen Certification Technology Service Co., Ltd
 2F, Building B, East Area of Nanchang Second Industrial Zone,
 Gushu 2nd Road, Bao'an District, Shenzhen 518126, P.R. China
 Tel: 4006786199 FAX: +86-755-26736857
 Website: http://www.cessz.com Email: Service@cessz.com



Condition : FCC PART 15_18G PEAK 3m POL: VERTICAL
 EUT : Tablet PC
 Model No : T100C
 Test Mode : PORT 1 IEEE 802.11 N20-5745MHz
 Power : DC 19V From adapter with AC 120V/60Hz
 Test Engineer : Simple
 Remark :
 Temp : 24.2°C
 Hum : 54%

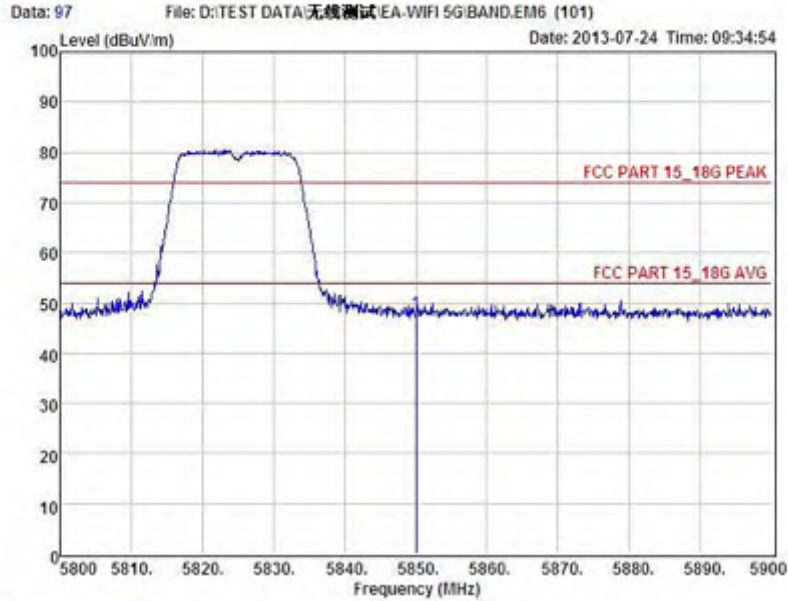
Item	Freq MHz	Read Level dBuV	Antenna Factor dB	Preamp Factor dB	Cable Loss dB	Level dBuV	Limit dBuV	Margin dBuV	Remark
1	5460.00	44.68	31.81	33.65	6.11	48.95	74.00	-25.05	Peak
2	5725.00	47.47	32.27	33.58	6.26	52.42	74.00	-21.58	Peak

Remark: Level = Read Level + Antenna Factor - Preamp Factor + Cable Loss

CH High :



Shenzhen Certification Technology Service Co., Ltd
 2F, Building B, East Area of Nanchang Second Industrial Zone,
 Gushu 2nd Road, Bao'an District, Shenzhen 518126, P.R. China
 Tel: 4006786199 FAX: +86-755-26736857
 Website: <http://www.cessz.com> Email: Service@cessz.com



Condition : FCC PART 15_18G PEAK 3m POL: VERTICAL
 EUT : Tablet PC
 Model No : T100C
 Test Mode : PORT 1 IEEE 802.11 N20-5825MHz
 Power : DC 19V From adapter with AC 120V/60Hz
 Test Engineer : Simple
 Remark :
 Temp : 24.2°C
 Hum : 54%

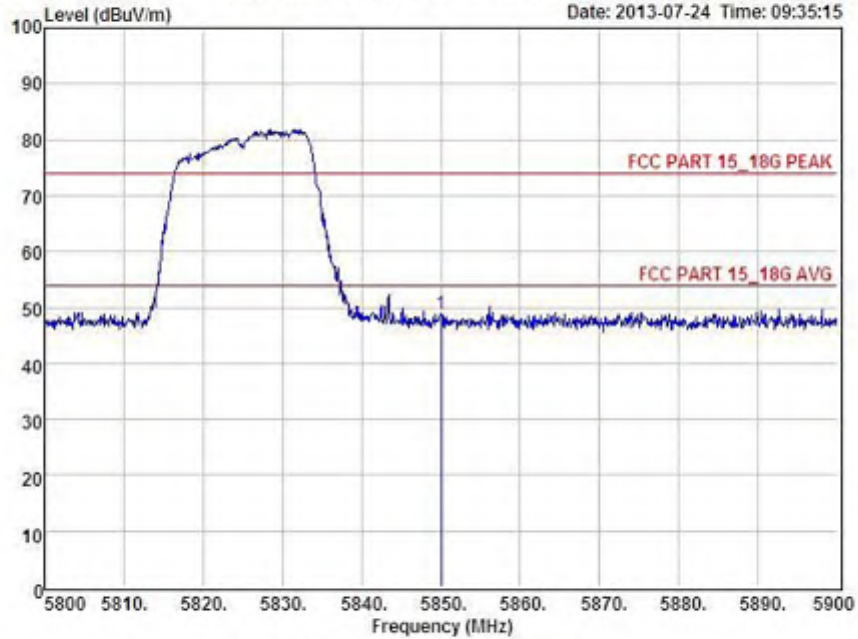
Item	Freq MHz	Read Level dBuV	Antenna Factor dB	Preamp Factor dB	Cable Loss dB	Level dBuV	Limit dBuV	Margin dBuV	Remark
1	5850.00	42.70	32.50	33.64	6.93	47.89	74.00	-26.11	Peak

Remark: Level = Read Level + Antenna Factor - Preamp Factor + Cable Loss



Shenzhen Certification Technology Service Co., Ltd
 2F, Building B, East Area of Nanchang Second Industrial Zone,
 Gushu 2nd Road, Bao'an District, Shenzhen 518126, P.R. China
 Tel: 4006786199 FAX: +86-755-26736857
 Website: http://www.cessz.com Email: Service@cessz.com

Data: 98 File: D:\TEST DATA\无线测试\EA-WIFI 5G BAND.EM6 (101) Date: 2013-07-24 Time: 09:35:15



Condition : FCC PART 15_18G PEAK 3m POL: HORIZONTAL
 EUT : Tablet PC
 Model No : T100C
 Test Mode : PORT 1 IEEE 802.11 N20-5825MHz
 Power : DC 19V From adapter with AC 120V/60Hz
 Test Engineer : Simple
 Remark :
 Temp : 24.2°C
 Hum : 54%

Item	Freq MHz	Read Level dBuV	Antenna Factor dB	Preamp Factor dB	Cable Loss dB	Level dBuV	Limit dBuV	Margin dBuV	Remark
1	5850.00	48.61	32.50	33.64	6.33	48.80	74.00	-25.20	Peak

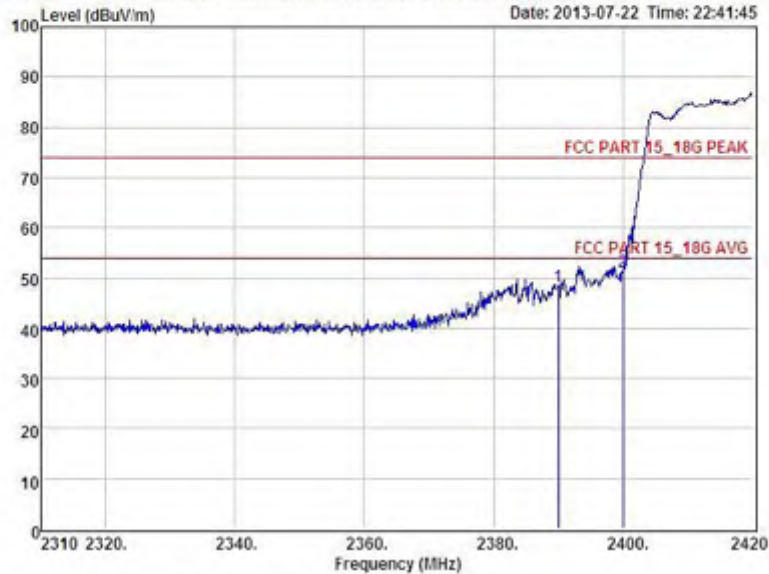
Remark: Level = Read Level + Antenna Factor - Preamp Factor + Cable Loss

IEEE 802.11 n/HT40 with 2.4G::
CH LOW :



Shenzhen Certification Technology Service Co., Ltd
2F, Building B, East Area of Nanchang Second Industrial Zone,
Gushu 2nd Road, Bao'an District, Shenzhen 518126, P.R. China
Tel: 4006786199 FAX: +86-755-26736857
Website: http://www.cessz.com Email: Service@cessz.com

Data: 45 File: D:\TEST DATA\无线测试\EA-WIFI 5G\BAND.EM6 (101) Date: 2013-07-22 Time: 22:41:45



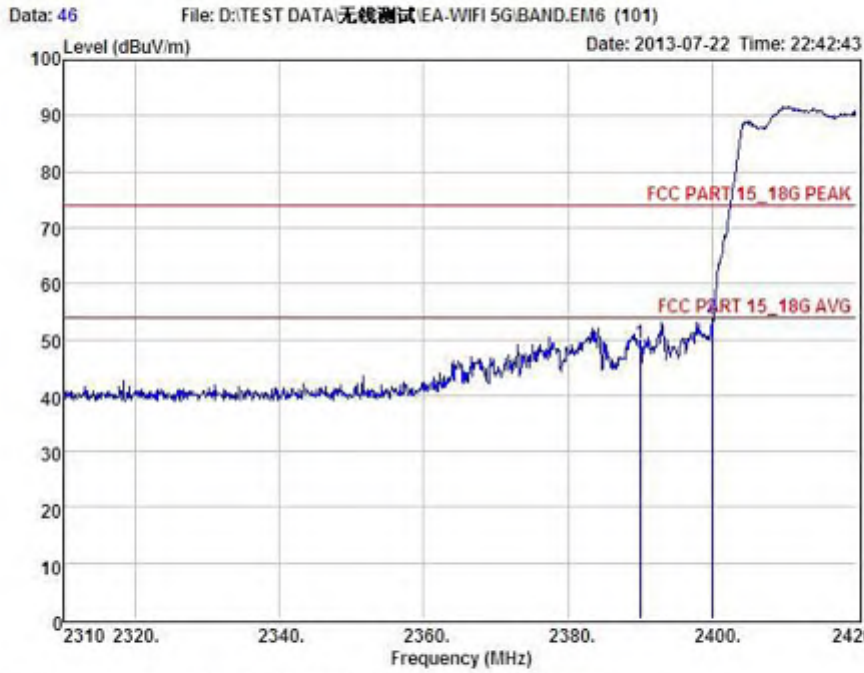
Condition : FCC PART 15_18G PEAK 3m POL: VERTICAL
EUI : Tablet PC
Model No : T100C
Test Mode : PORT 1 IEEE 802.11 N40 -2422MHz
Power : DC 19V From adapter with AC 120V/60Hz
Test Engineer : Simple
Remark :
Temp : 24.2°C
Hum : 54%

Item	Freq MHz	Read Level dBuV	Antenna Factor dB	Preamp Factor dB	Cable Loss dB	Level dBuV	Limit dBuV	Margin dBuV	Remark
1	2390.00	51.58	27.62	34.97	3.92	48.15	74.00	-25.85	Peak
2	2400.00	54.52	27.62	34.97	3.94	51.11	74.00	-22.89	Peak

Remark: Level = Read Level + Antenna Factor - Preamp Factor + Cable Loss



Shenzhen Certification Technology Service Co., Ltd
 2F, Building B, East Area of Nanchang Second Industrial Zone,
 Gushu 2nd Road, Bao'an District, Shenzhen 518126, P.R. China
 Tel: 4006786199 FAX: +86-755-26736857
 Website: http://www.cessz.com Email: Service@cessz.com



Condition : FCC PART 15_18G PEAK 3m POL: HORIZONTAL
 EUT : Tablet PC
 Model No : T100C
 Test Mode : PORT 1 IEEE 802.11 N40 -2422MHz
 Power : DC 19V From adapter with AC 120V/60Hz
 Test Engineer : Simple
 Remark :
 Temp : 24.2°C
 Hum : 54%

Item	Freq MHz	Read Level dBuV	Antenna Factor dB	Preamp Factor dB	Cable Loss dB	Level dBuV	Limit dBuV	Margin dBuV	Remark
1	2390.00	52.80	27.62	34.97	3.92	49.37	74.00	-24.63	Peak
2	2400.00	57.19	27.62	34.97	3.94	53.78	74.00	-20.22	Peak

Remark: Level = Read Level + Antenna Factor - Preamp Factor + Cable Loss

CH High :



Shenzhen Certification Technology Service Co., Ltd
 2F, Building B, East Area of Nanchang Second Industrial Zone,
 Gushu 2nd Road, Bao'an District, Shenzhen 518126, P.R. China
 Tel: 4006786199 FAX: +86-755-26736857
 Website: <http://www.cessz.com> Email: Service@cessz.com



Condition : FCC PART 15_18G PEAK 3m POL: VERTICAL
 EUT : Tablet PC
 Model No : T100C
 Test Mode : PORT 1 IEEE 802.11 N40 -2462MHz
 Power : DC 19V From adapter with AC 120V/60Hz
 Test Engineer : Simple
 Remark :
 Temp : 24.2°C
 Hum : 54%

Item	Freq MHz	Read Level dBuV	Antenna Factor dB	Preamp Factor dB	Cable Loss dB	Level dBuV	Limit dBuV	Margin dBuV	Remark
1	2483.50	54.40	27.59	34.97	4.00	51.02	74.00	-22.98	Peak

Remark: Level = Read Level + Antenna Factor - Preamp Factor + Cable Loss



Shenzhen Certification Technology Service Co., Ltd
 2F, Building B, East Area of Nanchang Second Industrial Zone,
 Gushu 2nd Road, Bao'an District, Shenzhen 518126, P.R. China
 Tel: 4006786199 FAX: +86-755-26736857
 Website: http://www.cessz.com Email: Service@cessz.com

Data: 28 File: D:\TEST DATA\无线测试\EA-WIFI 5G BAND.EM6 (101) Date: 2013-07-21 Time: 22:14:25



Condition : FCC PART 15_18G PEAK 3m POL: HORIZONTAL
 EUT : Tablet PC
 Model No : T100C
 Test Mode : PORT 1 IEEE 802.11 N40 -2462MHz
 Power : DC 19V From adapter with AC 120V/60Hz
 Test Engineer : Simple
 Remark :
 Temp : 24.2°C
 Hum : 54%

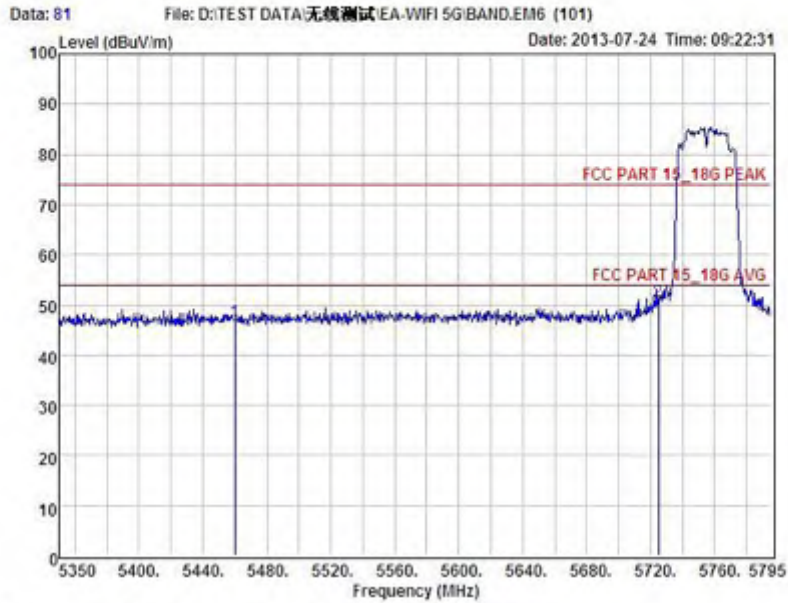
Item	Freq MHz	Read Level dBuV	Antenna Factor dB	Preamp Factor dB	Cable Loss dB	Level dBuV	Limit dBuV	Margin dBuV	Remark
1	2483.50	54.06	27.59	34.97	4.00	50.67	74.00	-23.33	Peak

Remark: Level = Read Level + Antenna Factor - Preamp Factor + Cable Loss

IEEE 802.11n/HT40 with 5.8G:
CH LOW :



Shenzhen Certification Technology Service Co., Ltd
2F, Building B, East Area of Nanchang Second Industrial Zone,
Gushu 2nd Road, Bao'an District, Shenzhen 518126, P.R. China
Tel: 4006786199 FAX: +86-755-26736857
Website: http://www.cessz.com Email: Service@cessz.com



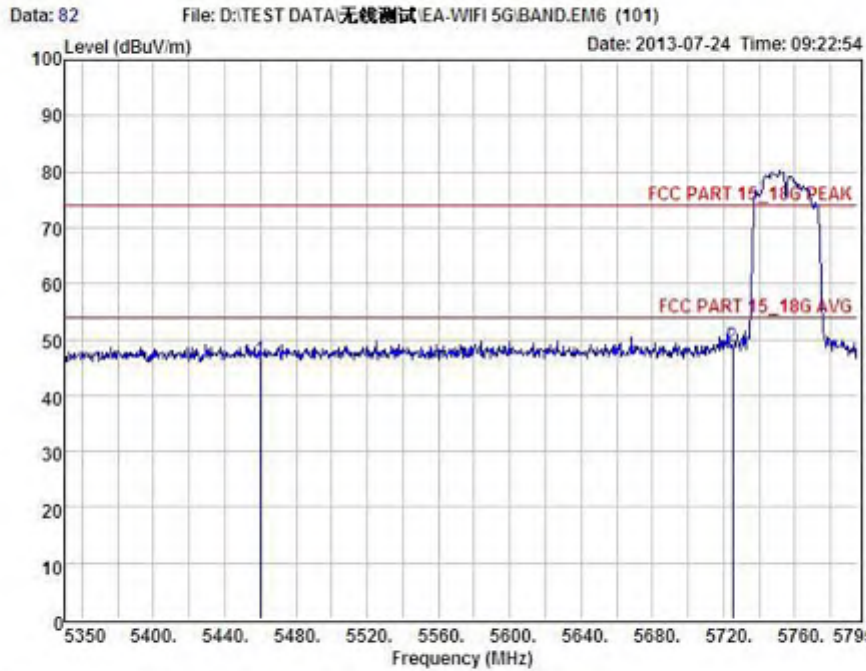
Condition : FCC PART 15_18G PEAK 3m POL: VERTICAL
EUT : Tablet PC
Model No : T100C
Test Mode : PORT 1 IEEE 802.11 N40-5755MHz
Power : DC 19V From adapter with AC 120V/60Hz
Test Engineer : Simple
Remark :
Temp : 24.2°C
Hum : 54%

Item	Freq MHz	Read Level dBuV	Antenna Factor dB	Preamp Factor dB	Cable Loss dB	Level dBuV	Limit dBuV	Margin dBuV	Remark
1	5460.00	42.46	31.81	33.65	6.11	46.73	74.00	-27.27	Peak
2	5725.00	48.83	32.27	33.58	6.26	50.78	74.00	-23.22	Peak

Remark: Level = Read Level + Antenna Factor - Preamp Factor + Cable Loss



Shenzhen Certification Technology Service Co., Ltd
 2F, Building B, East Area of Nanchang Second Industrial Zone,
 Gushu 2nd Road, Bao'an District, Shenzhen 518126, P.R. China
 Tel: 4006786199 FAX: +86-755-26736857
 Website: http://www.cessz.com Email: Service@cessz.com



Condition : FCC PART 15_18G PEAK 3m POL: HORIZONTAL
 EUT : Tablet PC
 Model No : T100C
 Test Mode : PORT 1 IEEE 802.11 N40-5755MHz
 Power : DC 19V From adapter with AC 120V/60Hz
 Test Engineer : Simple
 Remark :
 Temp : 24.2°C
 Hum : 54%

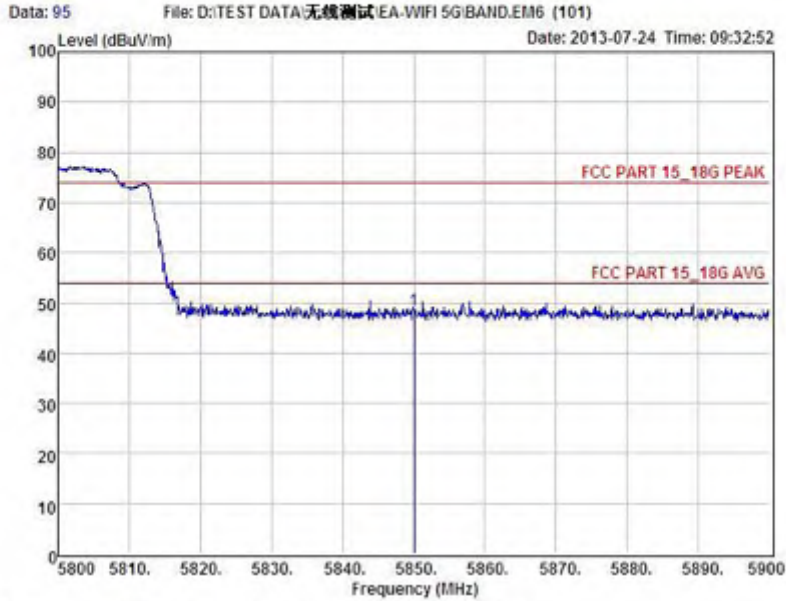
Item	Freq MHz	Read Level dBuV	Antenna Factor dB	Preamp Factor dB	Cable Loss dB	Level dBuV	Limit dBuV	Margin dBuV	Remark
1	5460.00	42.12	31.81	33.65	6.11	46.39	74.00	-27.61	Peak
2	5725.00	43.80	32.27	33.58	6.26	48.75	74.00	-25.25	Peak

Remark: Level = Read Level + Antenna Factor - Preamp Factor + Cable Loss

CH High :



Shenzhen Certification Technology Service Co., Ltd
 2F, Building B, East Area of Nanchang Second Industrial Zone,
 Gushu 2nd Road, Bao'an District, Shenzhen 518126, P.R. China
 Tel: 4006786199 FAX: +86-755-26736857
 Website: <http://www.cessz.com> Email: Service@cessz.com



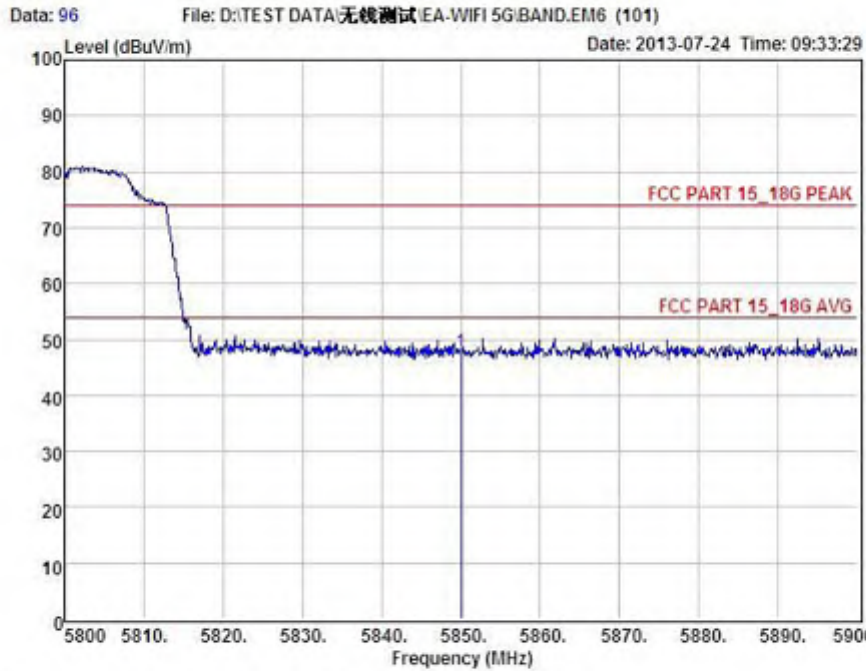
Condition : FCC PART 15_18G PEAK 3m POL: HORIZONTAL
 EUI : Tablet PC
 Model No : T100C
 Test Mode : PORT 1 IEEE 802.11 N40-5795MHz
 Power : DC 19V From adapter with AC 120V/60Hz
 Test Engineer : Simple
 Remark :
 Temp : 24.2°C
 Hum : 54%

Item	Freq MHz	Read Level dBUV	Antenna Factor dB	Preamp Factor dB	Cable Loss dB	Level dBUV	Limit dBUV	Margin dBUV	Remark
1	5850.00	43.21	32.50	33.64	6.33	48.40	74.00	-25.60	Peak

Remark: Level = Read Level + Antenna Factor - Preamp Factor + Cable Loss



Shenzhen Certification Technology Service Co., Ltd
 2F, Building B, East Area of Nanchang Second Industrial Zone,
 Gushu 2nd Road, Bao'an District, Shenzhen 518126, P.R. China
 Tel: 4006786199 FAX: +86-755-26736857
 Website: http://www.cessz.com Email: Service@cessz.com



Condition : FCC PART 15_18G PEAK 3m POL: VERTICAL
 EUT : Tablet PC
 Model No : T100C
 Test Mode : PORT 1 IEEE 802.11 N40-5795MHz
 Power : DC 19V From adapter with AC 120V/60Hz
 Test Engineer : Simple
 Remark :
 Temp : 24.2°C
 Hum : 54%

Item	Freq MHz	Read Level dBuV	Antenna Factor dB	Preamp Factor dB	Cable Loss dB	Level dBuV	Limit dBuV	Margin dBuV	Remark
1	5850.00	42.57	32.50	33.64	6.33	47.76	74.00	-26.24	Peak

Remark: Level = Read Level + Antenna Factor - Preamp Factor + Cable Loss

Report No.: STI130617088

From 1G-25GHz with port 2 antenna

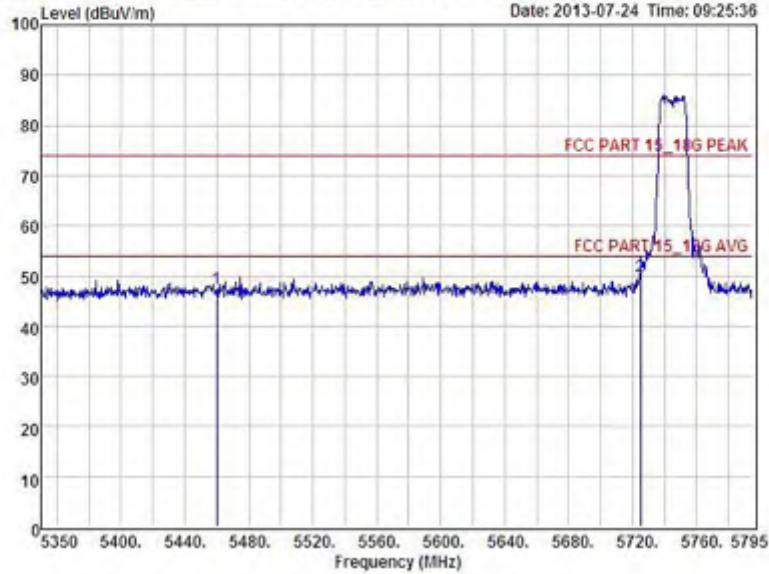
IEEE 802.11a with 5.8G:

CH LOW :



Shenzhen Certification Technology Service Co., Ltd
2F, Building B, East Area of Nanchang Second Industrial Zone,
Gushu 2nd Road, Bao'an District, Shenzhen 518126, P.R. China
Tel: 4006786199 FAX: +86-755-26736857
Website: <http://www.cessz.com> Email: Service@cessz.com

Data: 87 File: D:\TEST DATA\无线测试\EA-WIFI 5G\BAND.EM6 (101) Date: 2013-07-24 Time: 09:25:36



Condition : FCC PART 15_18G PEAK 3m POL: HORIZONTAL
EUT : Tablet PC
Model No : T100C
Test Mode : PORT 2 IEEE 802.11 A-5745MHz
Power : DC 19V From adapter with AC 120V/60Hz
Test Engineer : Simple
Remark :
Temp : 24.2°C
Hum : 54%

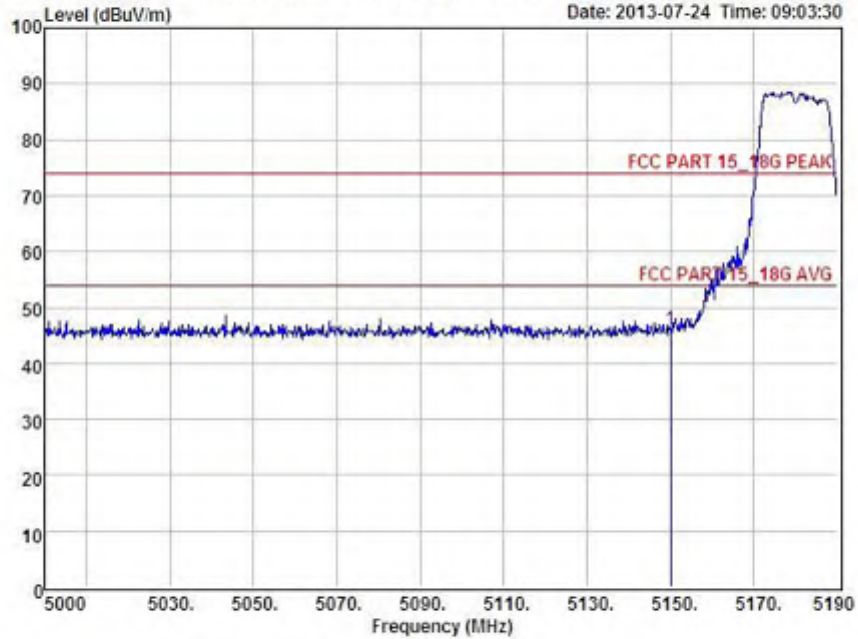
Item	Freq MHz	Read Level dBuV	Antenna Factor dB	Preamp Factor dB	Cable Loss dB	Level dBuV	Limit dBuV	Margin dBuV	Remark
1	5460.00	43.15	31.81	33.65	6.11	47.42	74.00	-26.58	Peak
2	5725.00	44.97	32.27	33.58	6.26	49.92	74.00	-24.08	Peak

Remark: Level = Read Level + Antenna Factor - Preamp Factor + Cable Loss



Shenzhen Certification Technology Service Co., Ltd
 2F, Building B, East Area of Nanchang Second Industrial Zone,
 Gushu 2nd Road, Bao'an District, Shenzhen 518126, P.R. China
 Tel: 4006786199 FAX: +86-755-26736857
 Website: http://www.cessz.com Email: Service@cessz.com

Data: 64 File: D:\TEST DATA\无线测试\EA-WIFI 5G BAND.EM6 (101) Date: 2013-07-24 Time: 09:03:30



Condition : FCC PART 15_18G PEAK 3m POL: VERTICAL
 EUT : Tablet PC
 Model No : T100C
 Test Mode : PORT 2 IEEE 802.11 a -5180MHz
 Power : DC 19V From adapter with AC 120V/60Hz
 Test Engineer : Simple
 Remark :
 Temp : 24.2°C
 Hum : 54%

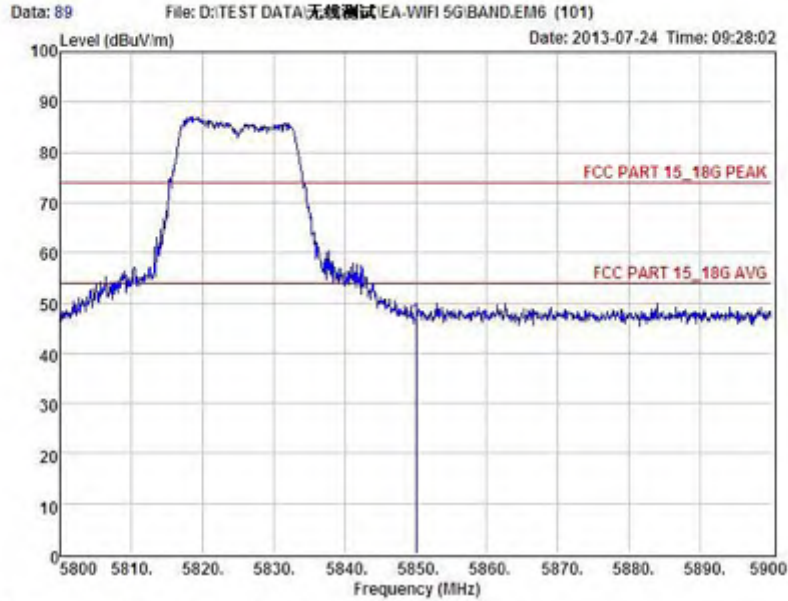
Item	Freq MHz	Read Level dBuV	Antenna Factor dB	Preamp Factor dB	Cable Loss dB	Level dBuV	Limit dBuV	Margin dBuV	Remark
1	5150.00	42.37	31.65	33.90	5.92	46.04	74.00	-27.96	Peak

Remark: Level = Read Level + Antenna Factor - Preamp Factor + Cable Loss

CH High :



Shenzhen Certification Technology Service Co., Ltd
 2F, Building B, East Area of Nanchang Second Industrial Zone,
 Gushu 2nd Road, Bao'an District, Shenzhen 518126, P.R. China
 Tel: 4006786199 FAX: +86-755-26736857
 Website: <http://www.cessz.com> Email: Service@cessz.com



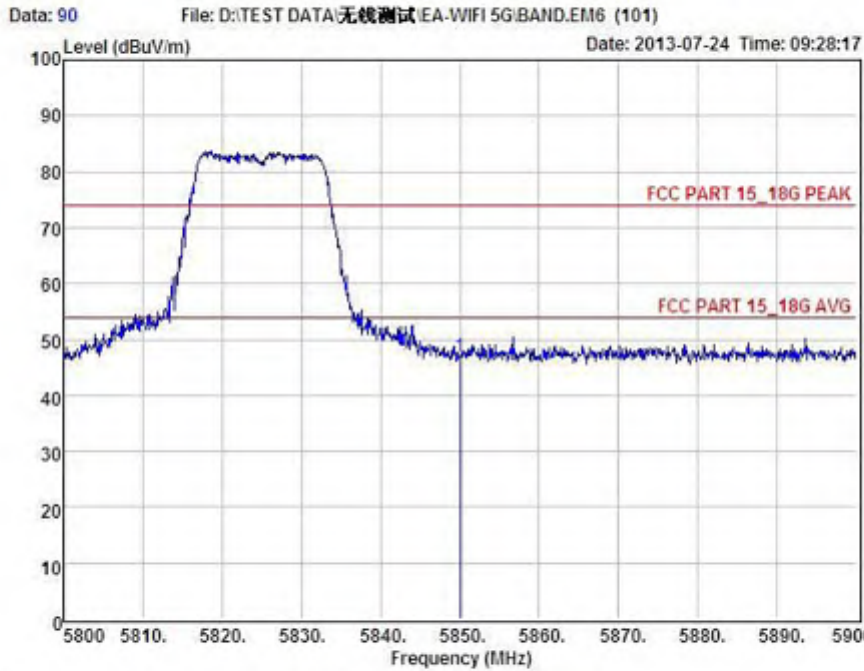
Condition : FCC PART 15_18G PEAK 3m POL: VERTICAL
 EUT : Tablet PC
 Model No : T100C
 Test Mode : PORT 2 IEEE 802.11 A-5825MHz
 Power : DC 19V From adapter with AC 120V/60Hz
 Test Engineer : Simple
 Remark :
 Temp : 24.2°C
 Hum : 54%

Item	Freq MHz	Read Level dBuV	Antenna Factor dB	Preamp Factor dB	Cable Loss dB	Level dBuV	Limit dBuV	Margin dBuV	Remark
1	5850.00	41.52	32.50	33.64	6.93	46.71	74.00	-27.29	Peak

Remark: Level = Read Level + Antenna Factor - Preamp Factor + Cable Loss



Shenzhen Certification Technology Service Co., Ltd
 2F, Building B, East Area of Nanchang Second Industrial Zone,
 Gushu 2nd Road, Bao'an District, Shenzhen 518126, P.R. China
 Tel: 4006786199 FAX: +86-755-26736857
 Website: http://www.cessz.com Email: Service@cessz.com



Condition : FCC PART 15_18G PEAK 3m POL: HORIZONTAL
 EUT : Tablet PC
 Model No : T100C
 Test Mode : PORT 2 IEEE 802.11 A-5825MHz
 Power : DC 19V From adapter with AC 120V/60Hz
 Test Engineer : Simple
 Remark :
 Temp : 24.2°C
 Hum : 54%

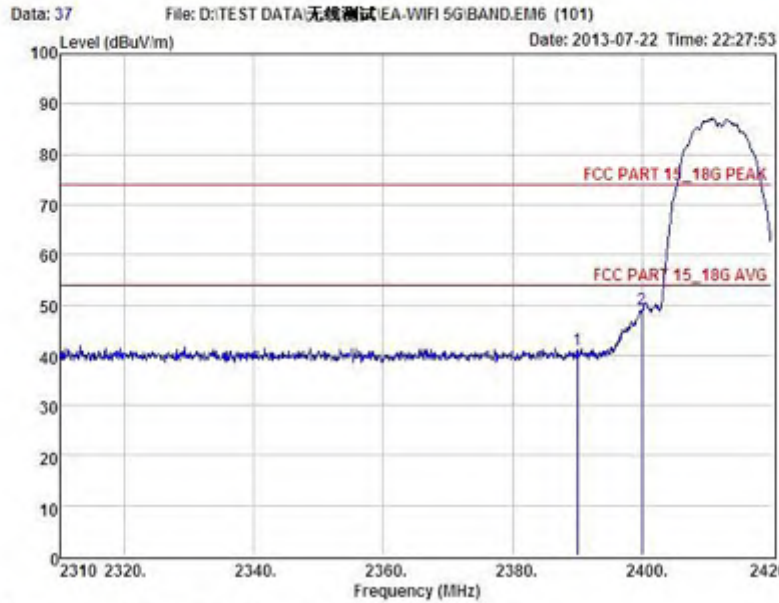
Item	Freq MHz	Read Level dBuV	Antenna Factor dB	Preamp Factor dB	Cable Loss dB	Level dBuV	Limit dBuV	Margin dBuV	Remark
1	5850.00	41.61	32.50	33.64	6.33	46.80	74.00	-27.20	Peak

Remark: Level = Read Level + Antenna Factor - Preamp Factor + Cable Loss

IEEE 802.11b:
CH LOW :



Shenzhen Certification Technology Service Co., Ltd
2F, Building B, East Area of Nanchang Second Industrial Zone,
Gushu 2nd Road, Bao'an District, Shenzhen 518126, P.R. China
Tel: 4006786199 FAX: +86-755-26736857
Website: http://www.cessz.com Email: Service@cessz.com



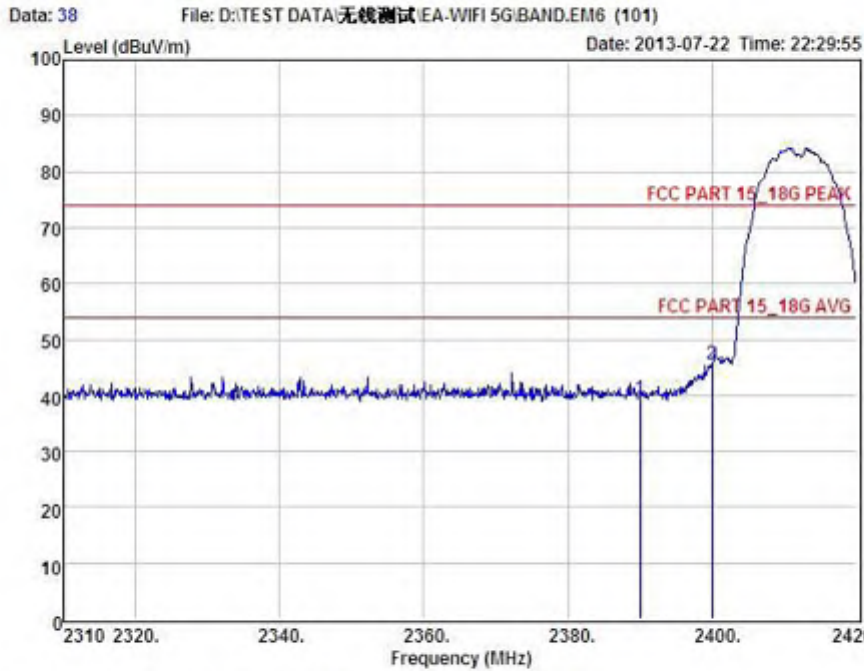
Condition : FCC PART 15_18G PEAK 3m POL: VERTICAL
EUI : Tablet PC
Model No : T100C
Test Mode : PORT 2 IEEE 802.11 B -2412MHz
Power : DC 19V From adapter with AC 120V/60Hz
Test Engineer : Simple
Remark :
Temp : 24.2°C
Hum : 54%

Item	Freq MHz	Read Level dBuV	Antenna Factor dB	Preamp Factor dB	Cable Loss dB	Level dBuV	Limit dBuV	Margin dBuV	Remark
1	2390.00	44.46	27.62	34.97	3.92	41.03	74.00	-32.97	Peak
2	2400.00	52.36	27.62	34.97	3.94	48.95	74.00	-25.05	Peak

Remark: Level = Read Level + Antenna Factor - Preamp Factor + Cable Loss



Shenzhen Certification Technology Service Co., Ltd
 2F, Building B, East Area of Nanchang Second Industrial Zone,
 Gushu 2nd Road, Bao'an District, Shenzhen 518126, P.R. China
 Tel: 4006786199 FAX: +86-755-26736857
 Website: http://www.cessz.com Email: Service@cessz.com



Condition : FCC PART 15_18G PEAK 3m POL: HORIZONTAL
 EUT : Tablet PC
 Model No : T100C
 Test Mode : PORT 2 IEEE 802.11 B -2412MHz
 Power : DC 19V From adapter with AC 120V/60Hz
 Test Engineer : Simple
 Remark :
 Temp : 24.2°C
 Hum : 54%

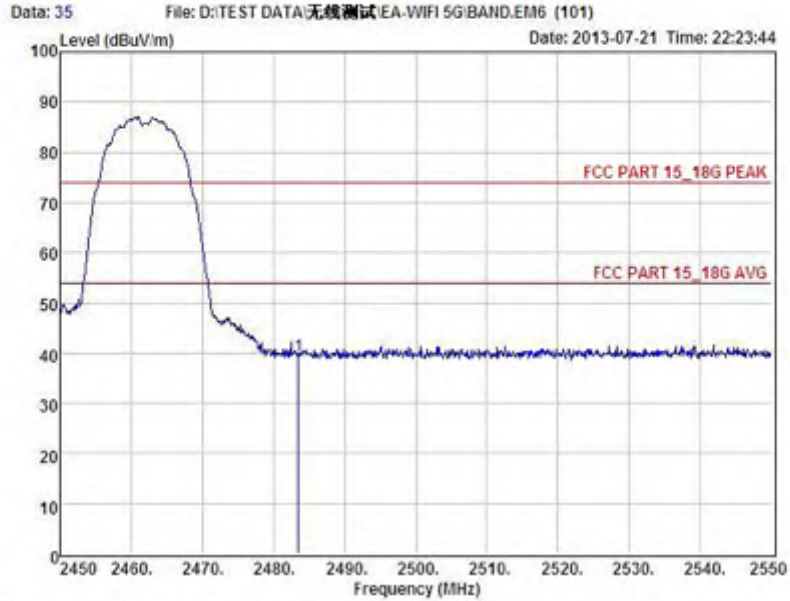
Item	Freq MHz	Read Level dBuV	Antenna Factor dB	Preamp Factor dB	Cable Loss dB	Level dBuV	Limit dBuV	Margin dBuV	Remark
1	2390.00	42.84	27.62	34.97	3.92	39.41	74.00	-34.59	Peak
2	2400.00	49.11	27.62	34.97	3.94	45.70	74.00	-28.30	Peak

Remark: Level = Read Level + Antenna Factor - Preamp Factor + Cable Loss

CH High :



Shenzhen Certification Technology Service Co., Ltd
 2F, Building B, East Area of Nanchang Second Industrial Zone,
 Gushu 2nd Road, Bao'an District, Shenzhen 518126, P.R. China
 Tel: 4006786199 FAX: +86-755-26736857
 Website: <http://www.cessz.com> Email: Service@cessz.com



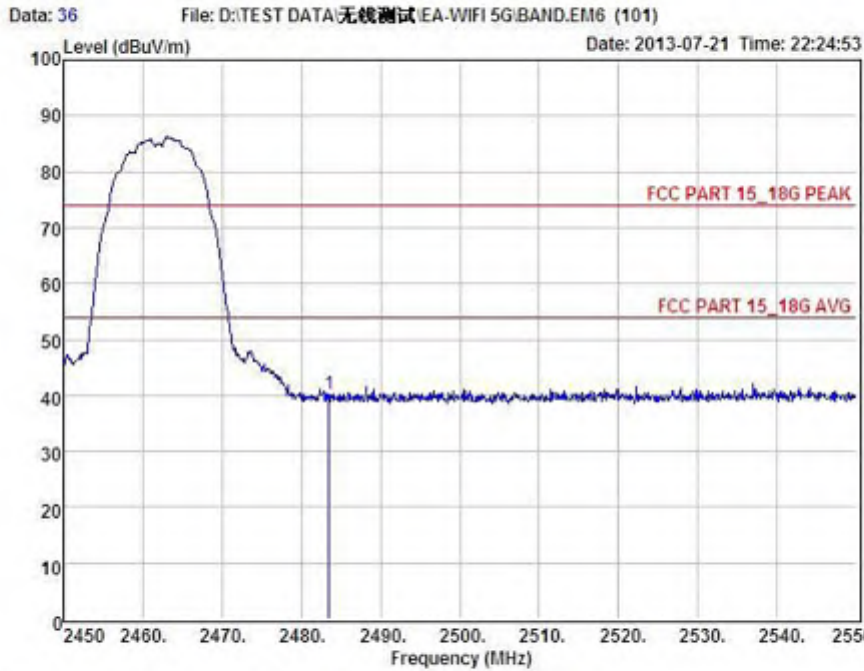
Condition : FCC PART 15_18G PEAK 3m POL: VERTICAL
 EUT : Tablet PC
 Model No : T100C
 Test Mode : PORI 2 IEEE 802.11 B -2462MHz
 Power : DC 19V From adapter with AC 120V/60Hz
 Test Engineer : Simple
 Remark :
 Temp : 24.2°C
 Hum : 54%

Item	Freq MHz	Read Level dBuV	Antenna Factor dB	Preamp Factor dB	Cable Loss dB	Level dBuV	Limit dBuV	Margin dBuV	Remark
1	2483.50	42.90	27.59	34.97	4.00	39.82	74.00	-34.48	Peak

Remark: Level = Read Level + Antenna Factor - Preamp Factor + Cable Loss



Shenzhen Certification Technology Service Co., Ltd
 2F, Building B, East Area of Nanchang Second Industrial Zone,
 Gushu 2nd Road, Bao'an District, Shenzhen 518126, P.R. China
 Tel: 4006786199 FAX: +86-755-26736857
 Website: http://www.cessz.com Email: Service@cessz.com



Condition : FCC PART 15_18G PEAK 3m POL: HORIZONTAL
 EUT : Tablet PC
 Model No : T100C
 Test Mode : PORT 2 IEEE 802.11 B -2462MHz
 Power : DC 19V From adapter with AC 120V/60Hz
 Test Engineer : Simple
 Remark :
 Temp : 24.2°C
 Hum : 54%

Item	Freq MHz	Read Level dBuV	Antenna Factor dB	Preamp Factor dB	Cable Loss dB	Level dBuV	Limit dBuV	Margin dBuV	Remark
1	2483.50	43.58	27.59	34.97	4.00	40.20	74.00	-33.80	Peak

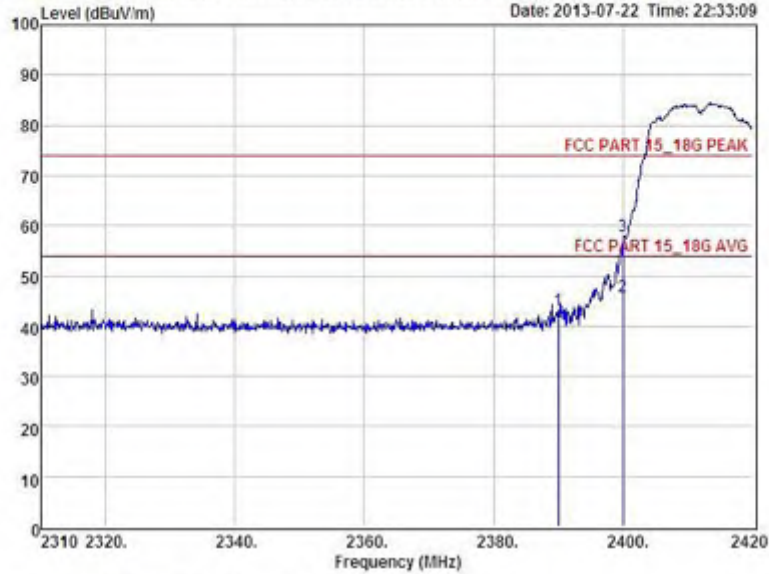
Remark: Level = Read Level + Antenna Factor - Preamp Factor + Cable Loss

IEEE 802.11g:
CH LOW :



Shenzhen Certification Technology Service Co., Ltd
2F, Building B, East Area of Nanchang Second Industrial Zone,
Gushu 2nd Road, Bao'an District, Shenzhen 518126, P.R. China
Tel: 4006786199 FAX: +86-755-26736857
Website: http://www.cessz.com Email: Service@cessz.com

Data: 39 File: D:\TEST DATA\无线测试\EA-WIFI 5G BAND.EM6 (101) Date: 2013-07-22 Time: 22:33:09



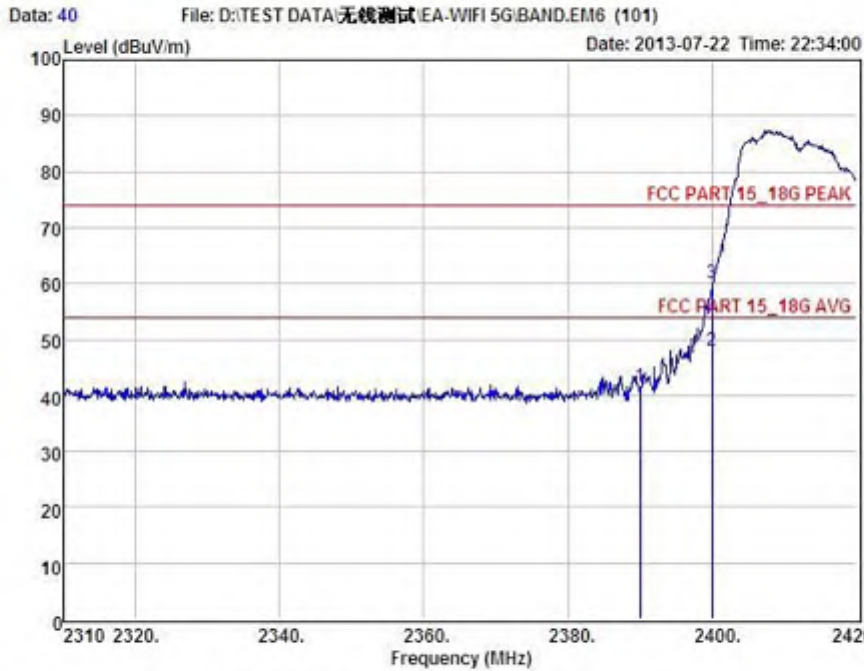
Condition : FCC PART 15_18G PEAK 3m POL: HORIZONTAL
EUI : Tablet PC
Model No : T100C
Test Mode : PORT 2 IEEE 802.11 G -2412MHz
Power : DC 19V From adapter with AC 120V/60Hz
Test Engineer : Simple
Remark :
Temp : 24.2°C
Hum : 54%

Item	Freq MHz	Read Level dBuV	Antenna Factor dB	Preamp Factor dB	Cable Loss dB	Level dBuV	Limit dBuV	Margin dBuV	Remark
1	2390.00	46.53	27.62	34.97	3.92	43.10	74.00	-30.90	Peak
2	2400.00	49.13	27.62	34.97	3.94	45.72	54.00	-8.28	Average
3	2400.00	61.28	27.62	34.97	3.94	57.67	74.00	-16.13	Peak

Remark: Level = Read Level + Antenna Factor - Preamp Factor + Cable Loss



Shenzhen Certification Technology Service Co., Ltd
 2F, Building B, East Area of Nanchang Second Industrial Zone,
 Gushu 2nd Road, Bao'an District, Shenzhen 518126, P.R. China
 Tel: 4006786199 FAX: +86-755-26736857
 Website: http://www.cessz.com Email: Service@cessz.com



Condition : FCC PART 15_18G PEAK 3m POL: VERTICAL
 EUT : Tablet PC
 Model No : T100C
 Test Mode : PORT 2 IEEE 802.11 G -2412MHz
 Power : DC 19V From adapter with AC 120V/60Hz
 Test Engineer : Simple
 Remark :
 Temp : 24.2°C
 Hum : 54%

Item	Freq MHz	Read Level dBuV	Antenna Factor dB	Preamp Factor dB	Cable Loss dB	Level dBuV	Limit dBuV	Margin dBuV	Remark
1	2390.00	44.87	27.62	34.97	3.92	41.44	74.00	-32.56	Peak
2	2400.00	51.27	27.62	34.97	3.94	47.86	54.00	-6.14	Average
3	2400.00	63.35	27.62	34.97	3.94	59.94	74.00	-14.06	Peak

Remark: Level = Read Level + Antenna Factor - Preamp Factor + Cable Loss

CH High :



Shenzhen Certification Technology Service Co., Ltd
 2F, Building B, East Area of Nanchang Second Industrial Zone,
 Gushu 2nd Road, Bao'an District, Shenzhen 518126, P.R. China
 Tel: 4006786199 FAX: +86-755-26736857
 Website: <http://www.cessz.com> Email: Service@cessz.com



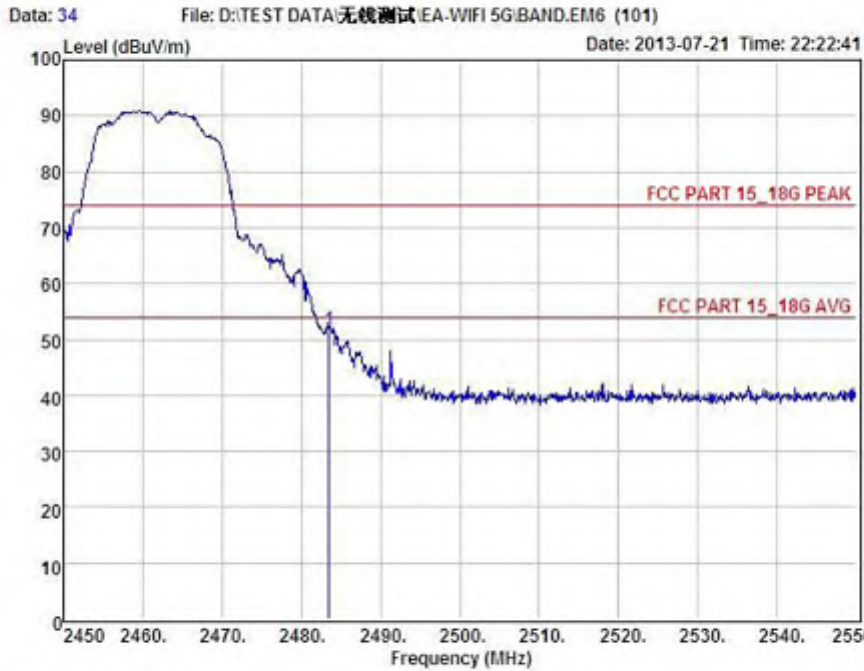
Condition : FCC PART 15_18G PEAK 3m POL: HORIZONTAL
 EUT : Tablet PC
 Model No : T100C
 Test Mode : PORI 2 IEEE 802.11 G -2462MHz
 Power : DC 19V From adapter with AC 120V/60Hz
 Test Engineer : Simple
 Remark :
 Temp : 24.2°C
 Hum : 54%

Item	Freq MHz	Read Level dBuV	Antenna Factor dB	Preamp Factor dB	Cable Loss dB	Level dBuV	Limit dBuV	Margin dBuV	Remark
1	2483.50	47.03	27.59	34.97	4.00	43.65	74.00	-30.35	Peak

Remark: Level = Read Level + Antenna Factor - Preamp Factor + Cable Loss



Shenzhen Certification Technology Service Co., Ltd
 2F, Building B, East Area of Nanchang Second Industrial Zone,
 Gushu 2nd Road, Bao'an District, Shenzhen 518126, P.R. China
 Tel: 4006786199 FAX: +86-755-26736857
 Website: http://www.cessz.com Email: Service@cessz.com



Condition : FCC PART 15_18G PEAK 3m POL: VERTICAL
 EUT : Tablet PC
 Model No : T100C
 Test Mode : PORT 2 IEEE 802.11 G -2462MHz
 Power : DC 19V From adapter with AC 120V/60Hz
 Test Engineer : Simple
 Remark :
 Temp : 24.2°C
 Hum : 54%

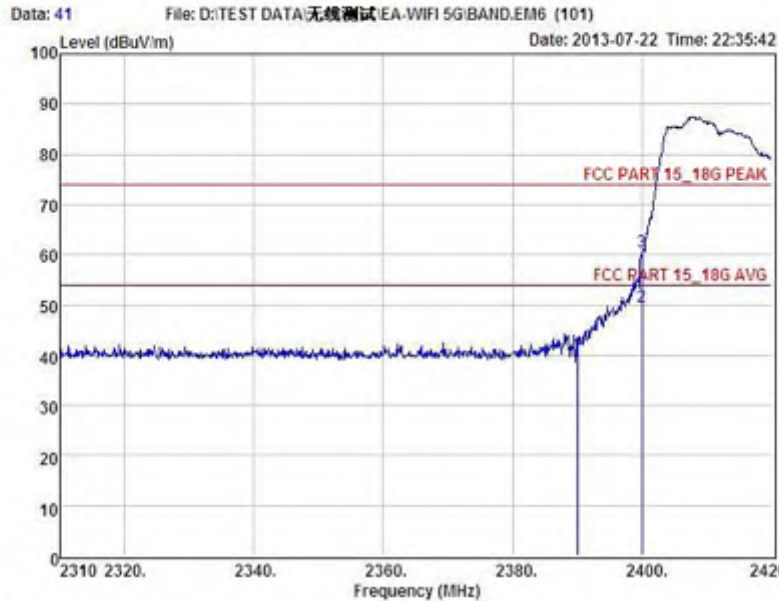
Item	Freq MHz	Read Level dBuV	Antenna Factor dB	Preamp Factor dB	Cable Loss dB	Level dBuV	Limit dBuV	Margin dBuV	Remark
1	2483.50	55.22	27.59	34.97	4.00	51.84	74.00	-22.16	Peak

Remark: Level = Read Level + Antenna Factor - Preamp Factor + Cable Loss

IEEE 802.11n/HT20 with 2.4G:
CH LOW :



Shenzhen Certification Technology Service Co., Ltd
2F, Building B, East Area of Nanchang Second Industrial Zone,
Gushu 2nd Road, Bao'an District, Shenzhen 518126, P.R. China
Tel: 4006786199 FAX: +86-755-26736857
Website: http://www.cessz.com Email: Service@cessz.com



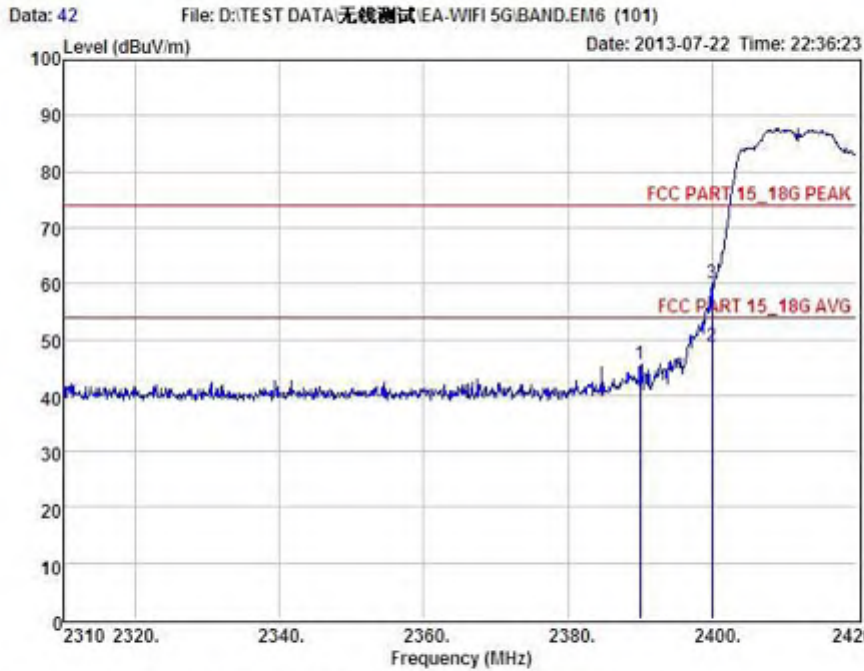
Condition : FCC PART 15_18G PEAK 3m POL: VERTICAL
EUI : Tablet PC
Model No : T100C
Test Mode : PORT 2 IEEE 802.11 N20 -2412MHz
Power : DC 19V From adapter with AC 120V/60Hz
Test Engineer : Simple
Remark :
Temp : 24.2°C
Hum : 54%

Item	Freq MHz	Read Level dBuV	Antenna Factor dB	Preamp Factor dB	Cable Loss dB	Level dBuV	Limit dBuV	Margin dBuV	Remark
1	2390.00	43.53	27.62	34.97	3.92	40.10	74.00	-33.90	Peak
2	2400.00	53.09	27.62	34.97	3.94	49.68	54.00	-4.32	Average
3	2400.00	63.93	27.62	34.97	3.94	60.52	74.00	-13.48	Peak

Remark: Level = Read Level + Antenna Factor - Preamp Factor + Cable Loss



Shenzhen Certification Technology Service Co., Ltd
 2F, Building B, East Area of Nanchang Second Industrial Zone,
 Gushu 2nd Road, Bao'an District, Shenzhen 518126, P.R. China
 Tel: 4006786199 FAX: +86-755-26736857
 Website: http://www.cessz.com Email: Service@cessz.com



Condition : FCC PART 15_18G PEAK 3m POL: HORIZONTAL
 EUT : Tablet PC
 Model No : T100C
 Test Mode : PORT 2 IEEE 802.11 N20 -2412MHz
 Power : DC 19V From adapter with AC 120V/60Hz
 Test Engineer : Simple
 Remark :
 Temp : 24.2°C
 Hum : 54%

Item	Freq MHz	Read Level dBuV	Antenna Factor dB	Preamp Factor dB	Cable Loss dB	Level dBuV	Limit dBuV	Margin dBuV	Remark
1	2390.00	49.08	27.62	34.97	3.92	45.65	74.00	-28.35	Peak
2	2400.00	52.14	27.62	34.97	3.94	48.73	54.00	-5.27	Average
3	2400.00	63.46	27.62	34.97	3.94	60.05	74.00	-13.95	Peak

Remark: Level = Read Level + Antenna Factor - Preamp Factor + Cable Loss

CH High :



Shenzhen Certification Technology Service Co., Ltd
 2F, Building B, East Area of Nanchang Second Industrial Zone,
 Gushu 2nd Road, Bao'an District, Shenzhen 518126, P.R. China
 Tel: 4006786199 FAX: +86-755-26736857
 Website: <http://www.cessz.com> Email: Service@cessz.com



Condition : FCC PART 15_18G PEAK 3m POL: VERTICAL
 EUT : Tablet PC
 Model No : T100C
 Test Mode : PORI 2 IEEE 802.11 N20 -2462MHz
 Power : DC 19V From adapter with AC 120V/60Hz
 Test Engineer : Simple
 Remark :
 Temp : 24.2°C
 Hum : 54%

Item	Freq MHz	Read Level dBuV	Antenna Factor dB	Preamp Factor dB	Cable Loss dB	Level dBuV	Limit dBuV	Margin dBuV	Remark
1	2483.60	84.56	27.59	34.97	4.00	81.18	74.00	-22.82	Peak

Remark: Level = Read Level + Antenna Factor - Preamp Factor + Cable Loss



Shenzhen Certification Technology Service Co., Ltd
 2F, Building B, East Area of Nanchang Second Industrial Zone,
 Gushu 2nd Road, Bao'an District, Shenzhen 518126, P.R. China
 Tel: 4006786199 FAX: +86-755-26736857
 Website: http://www.cessz.com Email: Service@cessz.com



Condition : FCC PART 15_18G PEAK 3m POL: HORIZONTAL
 EUT : Tablet PC
 Model No : T100C
 Test Mode : PORT 2 IEEE 802.11 N20 -2462MHz
 Power : DC 19V From adapter with AC 120V/60Hz
 Test Engineer : Simple
 Remark :
 Temp : 24.2°C
 Hum : 54%

Item	Freq MHz	Read Level dBuV	Antenna Factor dB	Preamp Factor dB	Cable Loss dB	Level dBuV	Limit dBuV	Margin dBuV	Remark
1	2483.50	48.08	27.59	34.97	4.00	44.70	74.00	-29.30	Peak

Remark: Level = Read Level + Antenna Factor - Preamp Factor + Cable Loss

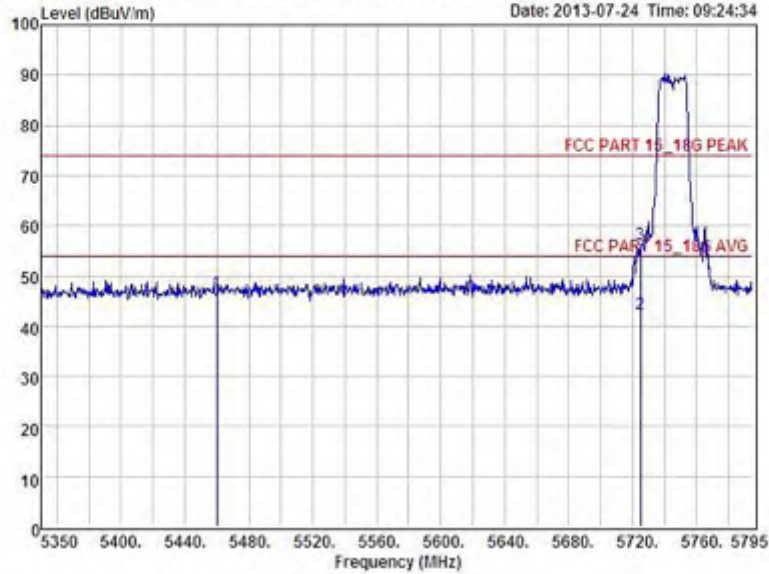
Report No.: STI130617088

IEEE n/HT20 with 5.8G;
CH LOW :



Shenzhen Certification Technology Service Co., Ltd
2F, Building B, East Area of Nanchang Second Industrial Zone,
Gushu 2nd Road, Bao'an District, Shenzhen 518126, P.R. China
Tel: 4006786199 FAX: +86-755-26736857
Website: http://www.cessz.com Email: Service@cessz.com

Data: 85 File: D:\TEST DATA\无线测试\EA-WIFI 5G\BAND.EM6 (101) Date: 2013-07-24 Time: 09:24:34



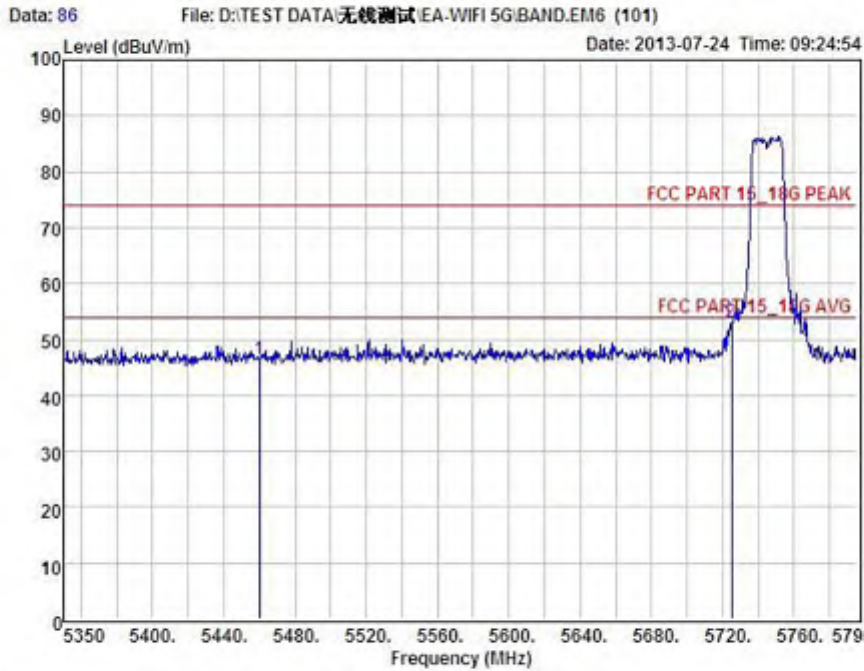
Condition : FCC PART 15_18g PEAK 3m POL: VERTICAL
EUI : Tablet PC
Model No : T100C
Test Mode : PORT 2 IEEE 802.11 N20-5745MHz
Power : DC 19V From adapter with AC 120V/60Hz
Test Engineer : Simple
Remark :
Temp : 24.2°C
Hum : 54%

Item	Freq MHz	Read Level dBuV	Antenna Factor dB	Preamp Factor dB	Cable Loss dB	Level dBuV	Limit dBuV	Margin dBuV	Remark
1	5460.00	42.48	31.81	33.65	6.11	46.75	74.00	-27.25	Peak
2	5725.00	37.42	32.27	33.58	6.26	42.37	84.00	-41.63	Average
3	5725.00	51.39	32.27	33.58	6.26	56.34	74.00	-17.66	Peak

Remark: Level = Read Level + Antenna Factor - Preamp Factor + Cable Loss



Shenzhen Certification Technology Service Co., Ltd
 2F, Building B, East Area of Nanchang Second Industrial Zone,
 Gushu 2nd Road, Bao'an District, Shenzhen 518126, P.R. China
 Tel: 4006786199 FAX: +86-755-26736857
 Website: http://www.cessz.com Email: Service@cessz.com



Condition : FCC PART 15_18G PEAK 3m POL: HORIZONTAL
 EUT : Tablet PC
 Model No : T100C
 Test Mode : PORT 2 IEEE 802.11 N20-5745MHz
 Power : DC 19V From adapter with AC 120V/60Hz
 Test Engineer : Simple
 Remark :
 Temp : 24.2°C
 Hum : 54%

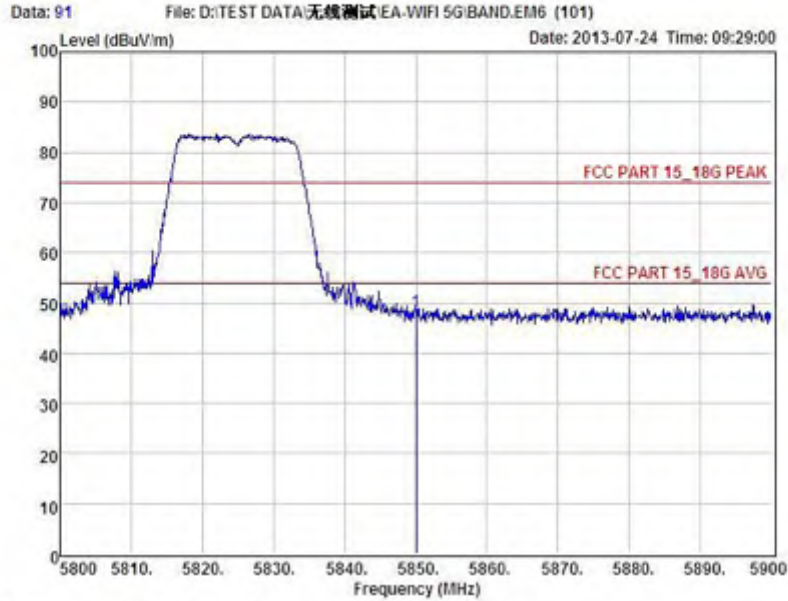
Item	Freq MHz	Read Level dBuV	Antenna Factor dB	Preamp Factor dB	Cable Loss dB	Level dBuV	Limit dBuV	Margin dBuV	Remark
1	5460.00	42.00	31.81	33.65	6.11	46.27	74.00	-27.73	Peak
2	5725.00	48.07	32.27	33.58	6.26	53.02	74.00	-20.98	Peak

Remark: Level = Read Level + Antenna Factor - Preamp Factor + Cable Loss

CH High :



Shenzhen Certification Technology Service Co., Ltd
 2F, Building B, East Area of Nanchang Second Industrial Zone,
 Gushu 2nd Road, Bao'an District, Shenzhen 518126, P.R. China
 Tel: 4006786199 FAX: +86-755-26736857
 Website: <http://www.cessz.com> Email: Service@cessz.com



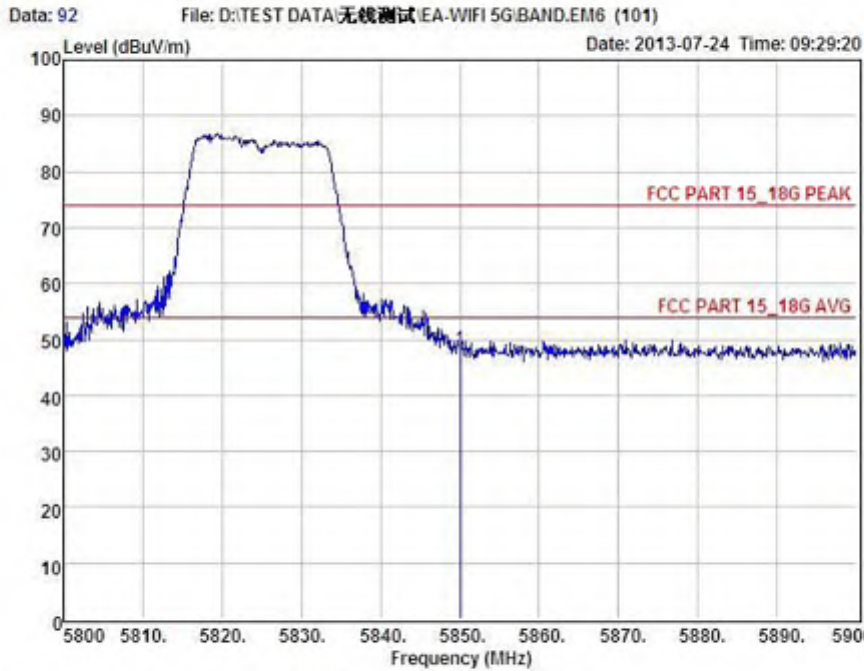
Condition : FCC PART 15_18G PEAK 3m POL: HORIZONTAL
 EUT : Tablet PC
 Model No : T100C
 Test Mode : PORI 2 IEEE 802.11 N20-5825MHz
 Power : DC 19V From adapter with AC 120V/60Hz
 Test Engineer : Simple
 Remark :
 Temp : 24.2°C
 Hum : 54%

Item	Freq MHz	Read Level dBuV	Antenna Factor dB	Preamp Factor dB	Cable Loss dB	Level dBuV	Limit dBuV	Margin dBuV	Remark
1	5850.00	42.94	32.50	33.64	6.33	48.13	74.00	-25.87	Peak

Remark: Level = Read Level + Antenna Factor - Preamp Factor + Cable Loss



Shenzhen Certification Technology Service Co., Ltd
 2F, Building B, East Area of Nanchang Second Industrial Zone,
 Gushu 2nd Road, Bao'an District, Shenzhen 518126, P.R. China
 Tel: 4006786199 FAX: +86-755-26736857
 Website: http://www.cessz.com Email: Service@cessz.com



Condition : FCC PART 15_18G PEAK 3m POL: VERTICAL
 EUT : Tablet PC
 Model No : T100C
 Test Mode : PORT 2 IEEE 802.11 N20-5825MHz
 Power : DC 19V From adapter with AC 120V/60Hz
 Test Engineer : Simple
 Remark :
 Temp : 24.2°C
 Hum : 54%

Item	Freq MHz	Read Level dBuV	Antenna Factor dB	Preamp Factor dB	Cable Loss dB	Level dBuV	Limit dBuV	Margin dBuV	Remark
1	5850.00	48.10	32.50	33.64	6.33	48.29	74.00	-25.71	Peak

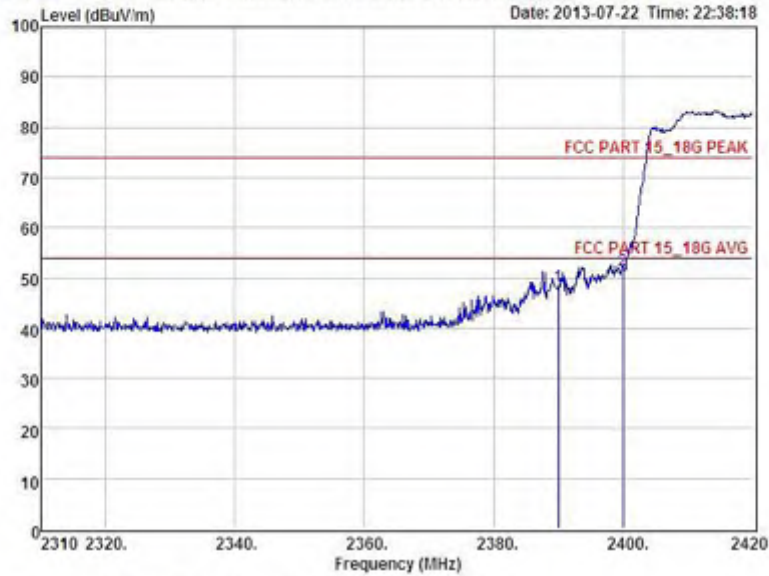
Remark: Level = Read Level + Antenna Factor - Preamp Factor + Cable Loss

IEEE 802.11 n/HT40 with 2.4G::
CH LOW :



Shenzhen Certification Technology Service Co., Ltd
2F, Building B, East Area of Nanchang Second Industrial Zone,
Gushu 2nd Road, Bao'an District, Shenzhen 518126, P.R. China
Tel: 4006786199 FAX: +86-755-26736857
Website: http://www.cessz.com Email: Service@cessz.com

Data: 43 File: D:\TEST DATA\无线测试\EA-WIFI 5G BAND.EM6 (101) Date: 2013-07-22 Time: 22:38:18



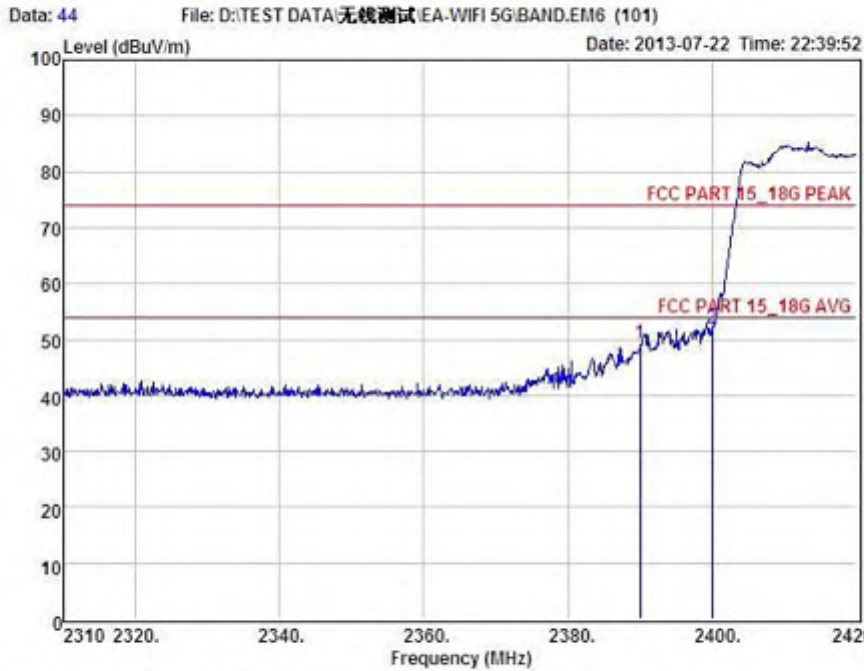
Condition : FCC PART 15_18G PEAK 3m POL: HORIZONTAL
EUI : Tablet PC
Model No : T100C
Test Mode : PORT 2 IEEE 802.11 N40 -2412MHz
Power : DC 19V From adapter with AC 120V/60Hz
Test Engineer : Simple
Remark :
Temp : 24.2°C
Hum : 54%

Item	Freq MHz	Read Level dBuV	Antenna Factor dB	Preamp Factor dB	Cable Loss dB	Level dBuV	Limit dBuV	Margin dBuV	Remark
1	2390.00	51.63	27.62	34.97	3.92	48.20	74.00	-25.80	Peak
2	2400.00	55.00	27.62	34.97	3.94	51.59	74.00	-22.41	Peak

Remark: Level = Read Level + Antenna Factor - Preamp Factor + Cable Loss



Shenzhen Certification Technology Service Co., Ltd
 2F, Building B, East Area of Nanchang Second Industrial Zone,
 Gushu 2nd Road, Bao'an District, Shenzhen 518126, P.R. China
 Tel: 4006786199 FAX: +86-755-26736857
 Website: http://www.cessz.com Email: Service@cessz.com



Condition : FCC PART 15_18G PEAK 3m POL: VERTICAL
 EUT : Tablet PC
 Model No : T100C
 Test Mode : PORT 2 IEEE 802.11 N40 -2412MHz
 Power : DC 19V From adapter with AC 120V/60Hz
 Test Engineer : Simple
 Remark :
 Temp : 24.2°C
 Hum : 54%

Item	Freq MHz	Read Level dBuV	Antenna Factor dB	Preamp Factor dB	Cable Loss dB	Level dBuV	Limit dBuV	Margin dBuV	Remark
1	2390.00	52.68	27.62	34.97	3.92	49.25	74.00	-24.75	Peak
2	2400.00	55.31	27.62	34.97	3.94	51.90	74.00	-22.10	Peak

Remark: Level = Read Level + Antenna Factor - Preamp Factor + Cable Loss

CH High :



Shenzhen Certification Technology Service Co., Ltd
 2F, Building B, East Area of Nanchang Second Industrial Zone,
 Gushu 2nd Road, Bao'an District, Shenzhen 518126, P.R. China
 Tel: 4006786199 FAX: +86-755-26736857
 Website: <http://www.cessz.com> Email: Service@cessz.com



Condition : FCC PART 15_18G PEAK 3m POL: HORIZONTAL
 EUT : Tablet PC
 Model No : T100C
 Test Mode : PORI 2 IEEE 802.11 N40 -2462MHz
 Power : DC 19V From adapter with AC 120V/60Hz
 Test Engineer : Simple
 Remark :
 Temp : 24.2°C
 Hum : 54%

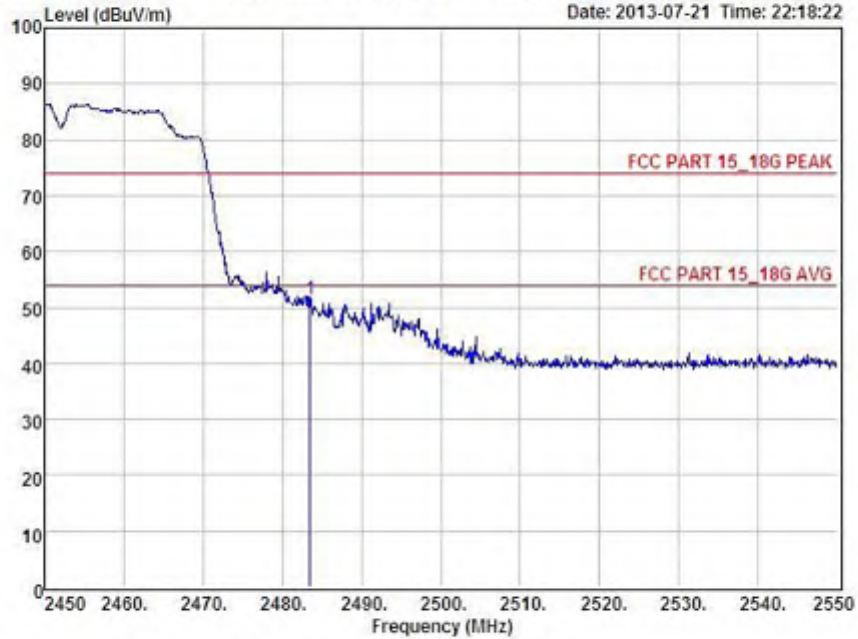
Item	Freq MHz	Read Level dBuV	Antenna Factor dB	Preamp Factor dB	Cable Loss dB	Level dBuV	Limit dBuV	Margin dBuV	Remark
1	2483.50	52.16	27.59	34.97	4.00	48.78	74.00	-25.22	Peak

Remark: Level = Read Level + Antenna Factor - Preamp Factor + Cable Loss



Shenzhen Certification Technology Service Co., Ltd
 2F, Building B, East Area of Nanchang Second Industrial Zone,
 Gushu 2nd Road, Bao'an District, Shenzhen 518126, P.R. China
 Tel: 4006786199 FAX: +86-755-26736857
 Website: http://www.cessz.com Email: Service@cessz.com

Data: 30 File: D:\TEST DATA\无线测试\EA-WIFI 5G BAND.EM6 (101) Date: 2013-07-21 Time: 22:18:22



Condition : FCC PART 15_18G PEAK 3m POL: VERTICAL
 EUT : Tablet PC
 Model No : T100C
 Test Mode : PORT 2 IEEE 802.11 N40 -2462MHz
 Power : DC 19V From adapter with AC 120V/60Hz
 Test Engineer : Simple
 Remark :
 Temp : 24.2°C
 Hum : 54%

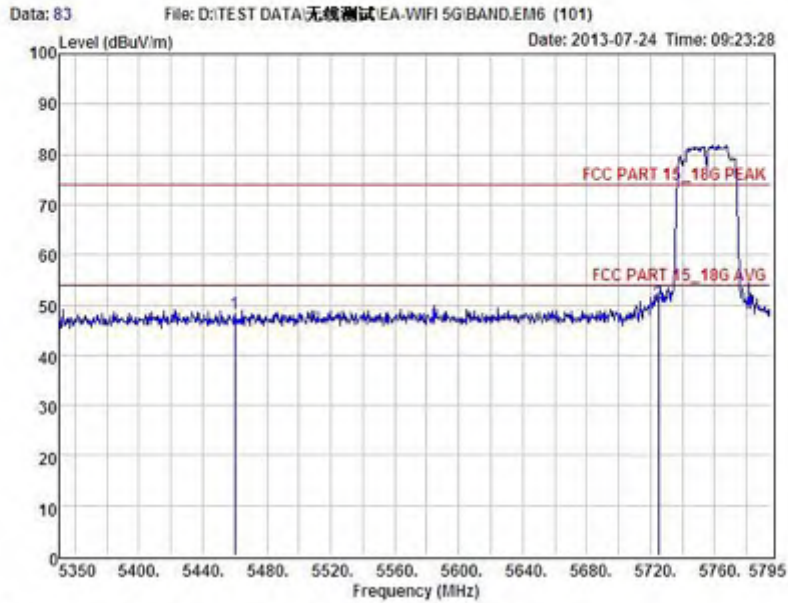
Item	Freq MHz	Read Level dBuV	Antenna Factor dB	Preamp Factor dB	Cable Loss dB	Level dBuV	Limit dBuV	Margin dBuV	Remark
1	2483.50	54.90	27.59	34.97	4.00	51.82	74.00	-22.48	Peak

Remark: Level = Read Level + Antenna Factor - Preamp Factor + Cable Loss

IEEE 802.11n/HT40 with 5.8G:
CH LOW :



Shenzhen Certification Technology Service Co., Ltd
2F, Building B, East Area of Nanchang Second Industrial Zone,
Gushu 2nd Road, Bao'an District, Shenzhen 518126, P.R. China
Tel: 4006786199 FAX: +86-755-26736857
Website: http://www.cessz.com Email: Service@cessz.com



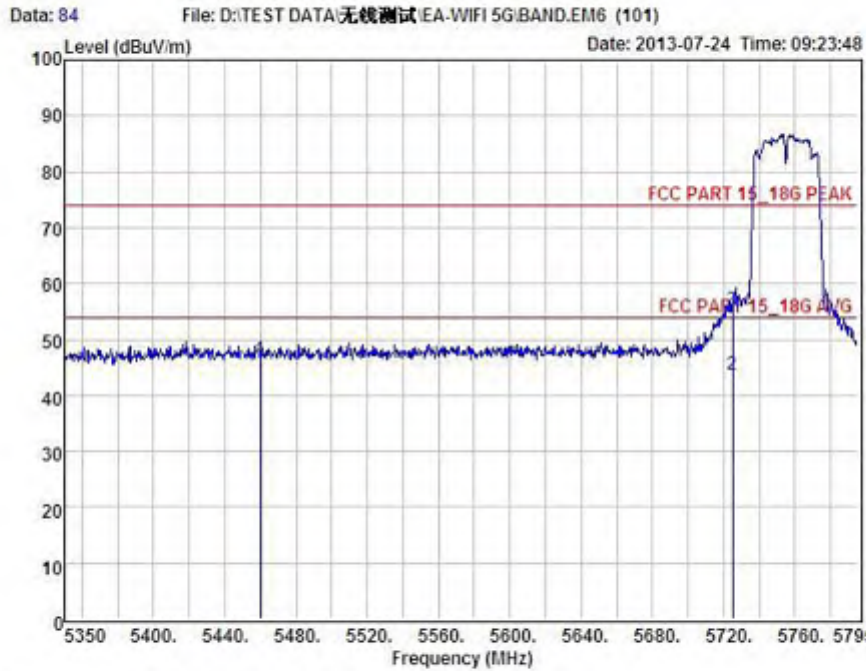
Condition : FCC PART 15_18G PEAK 3m POL: HORIZONTAL
EUT : Tablet PC
Model No : T100C
Test Mode : PORT 2 IEEE 802.11 N40-5755MHz
Power : DC 19V From adapter with AC 120V/60Hz
Test Engineer : Simple
Remark :
Temp : 24.2°C
Hum : 54%

Item	Freq MHz	Read Level dBuV	Antenna Factor dB	Preamp Factor dB	Cable Loss dB	Level dBuV	Limit dBuV	Margin dBuV	Remark
1	5460.00	44.10	31.81	33.65	6.11	48.37	74.00	-25.63	Peak
2	5725.00	45.33	32.27	33.58	6.26	50.28	74.00	-23.72	Peak

Remark: Level = Read Level + Antenna Factor - Preamp Factor + Cable Loss



Shenzhen Certification Technology Service Co., Ltd
 2F, Building B, East Area of Nanchang Second Industrial Zone,
 Gushu 2nd Road, Bao'an District, Shenzhen 518126, P.R. China
 Tel: 4006786199 FAX: +86-755-26736857
 Website: http://www.cessz.com Email: Service@cessz.com



Condition : FCC PART 15_18G PEAK 3m POL: VERTICAL
 EUT : Tablet PC
 Model No : T100C
 Test Mode : PORT 2 IEEE 802.11 N40-5755MHz
 Power : DC 19V From adapter with AC 120V/60Hz
 Test Engineer : Simple
 Remark :
 Temp : 24.2°C
 Hum : 54%

Item	Freq MHz	Read Level dBuV	Antenna Factor dB	Preamp Factor dB	Cable Loss dB	Level dBuV	Limit dBuV	Margin dBuV	Remark
1	5460.00	42.19	31.81	33.65	6.11	46.46	74.00	-27.54	Peak
2	5725.00	38.81	32.27	33.58	6.26	43.78	54.00	-10.24	Average
3	5725.00	50.38	32.27	33.58	6.26	55.33	74.00	-18.67	Peak

Remark: Level = Read Level + Antenna Factor - Preamp Factor + Cable Loss

CH High :



Shenzhen Certification Technology Service Co., Ltd
 2F, Building B, East Area of Nanchang Second Industrial Zone,
 Gushu 2nd Road, Bao'an District, Shenzhen 518126, P.R. China
 Tel: 4006786199 FAX: +86-755-26736857
 Website: <http://www.cessz.com> Email: Service@cessz.com



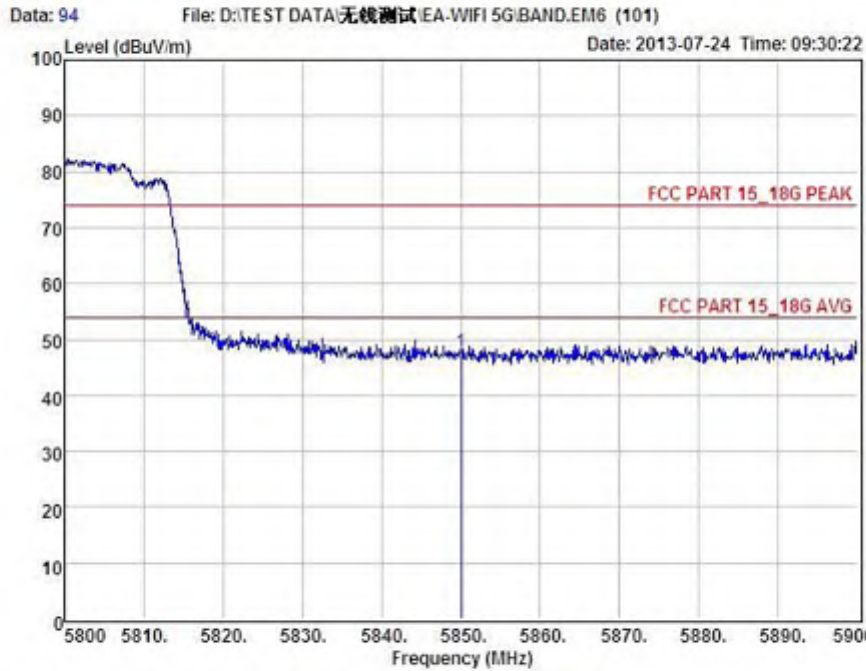
Condition : FCC PART 15_18G PEAK 3m POL: VERTICAL
 EUI : Tablet PC
 Model No : T100C
 Test Mode : PORT 2 IEEE 802.11 N40-5795MHz
 Power : DC 19V From adapter with AC 120V/60Hz
 Test Engineer : Simple
 Remark :
 Temp : 24.2°C
 Hum : 54%

Item	Freq MHz	Read Level dBUV	Antenna Factor dB	Preamp Factor dB	Cable Loss dB	Level dBUV	Limit dBUV	Margin dBUV	Remark
1	5850.00	42.12	32.50	33.64	6.33	47.31	74.00	-26.69	Peak

Remark: Level = Read Level + Antenna Factor - Preamp Factor + Cable Loss



Shenzhen Certification Technology Service Co., Ltd
 2F, Building B, East Area of Nanchang Second Industrial Zone,
 Gushu 2nd Road, Bao'an District, Shenzhen 518126, P.R. China
 Tel: 4006786199 FAX: +86-755-26736857
 Website: http://www.cessz.com Email: Service@cessz.com



Condition : FCC PART 15_18G PEAK 3m POL: HORIZONTAL
 EUT : Tablet PC
 Model No : T100C
 Test Mode : PORT 2 IEEE 802.11 N40-5795MHz
 Power : DC 19V From adapter with AC 120V/60Hz
 Test Engineer : Simple
 Remark :
 Temp : 24.2°C
 Hum : 54%

Item	Freq MHz	Read Level dBuV	Antenna Factor dB	Preamp Factor dB	Cable Loss dB	Level dBuV	Limit dBuV	Margin dBuV	Remark
1	5850.00	42.47	32.50	33.64	6.33	47.66	74.00	-26.34	Peak

Remark: Level = Read Level + Antenna Factor - Preamp Factor + Cable Loss

11 Antenna Requirement

11.1 Standard Requirement

An intentional radiator shall be designed to ensure that no antenna other than that furnished by the responsible party shall be used with the device. The use of a permanently attached antenna or of an antenna that uses a unique coupling to the intentional radiator shall be considered sufficient to comply with the provisions of this Section. The manufacturer may design the unit so that a broken antenna can be replaced by the user, but the use of a standard antenna jack or electrical connector is prohibited.

11.2 Antenna Connected Construction

The directional gains of antenna used for transmitting is 2 dBi for port 1 and 1dBi for port 2, and the antenna connector is de-signed with permanent attachment and no consideration of replacement. Please see EUT photo for details.


11.3 Result

The EUT antenna is Integral Antenna. It comply with the standard requirement.


12 Photographs of Test Setup

Photographs-Radiated Emission Test Setup in Chamber


Below 1G





Above 1G




Photographs-Conducted Emission Test Setup



13 Photographs of EUT










































Port 1 Antenna



Port 2 Antenna


















































-----END OF THE REPORT-----