

INSIGNIA

Final flat size: 16.5 x 5.83 in. (419.1 x 148.08 mm)  
Final fold size: 4.125 x 5.83 in. (104.77 x 148.08 mm)

v1  
R3

### QUICK SETUP GUIDE

# Vertical Ergonomic Wireless Mouse 6-Button

NS-PWME20

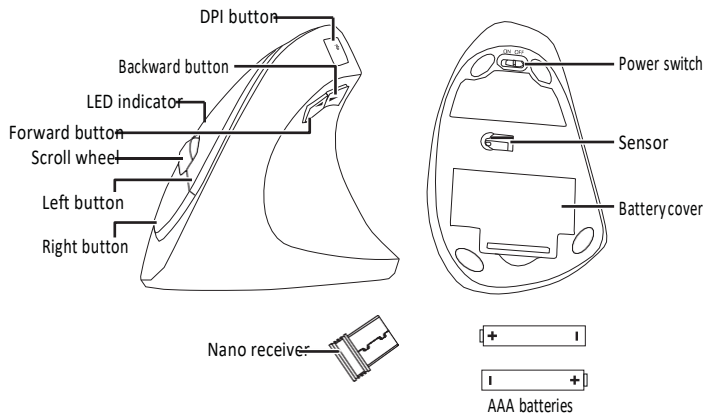
### PACKAGE CONTENTS

- Wireless mouse
- Nano receiver
- AAA batteries (2)
- Quick Setup Guide

### SYSTEM REQUIREMENTS

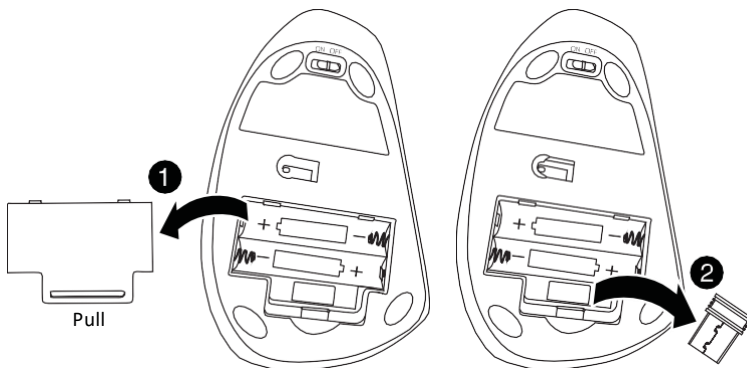
- Windows® 10, Windows® 8.1, Windows® 8, Mac OS 10.X or higher, or Chrome OS
- One available USB port

### MOUSE FEATURES

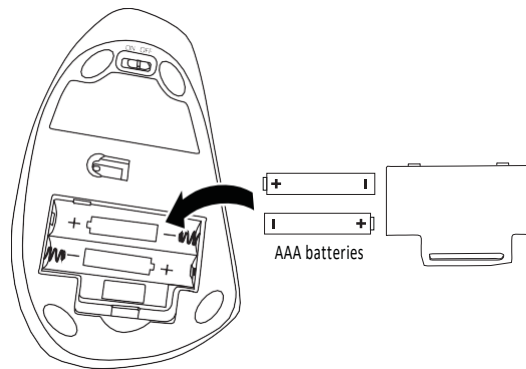


### INSTALLING THE MOUSE BATTERY AND REMOVING THE NANO RECEIVER

- 1 Take off the battery cover.
- 2 Remove the nano receiver.



- 3 Insert the included AAA batteries into the battery compartment. Make sure that the + and - signs match the symbols in the compartment.



- 4 Replace the battery cover.
- Tip:** Store the nano receiver in the mouse when it is not in use.

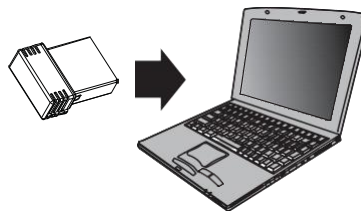
### CONNECTING YOUR MOUSE TO YOUR COMPUTER

#### Connecting with the nano receiver

Connect your mouse to your computer using the included nano receiver.

- 1 Plug the nano receiver into a USB port on your computer.
- 2 Slide the power switch on your mouse to **ON**.

The computer automatically detects the mouse, and you can immediately begin using it.



### DPI SWITCH KEY AND LED INDICATORS

There are three available DPI settings. The number of blinks on the LED indicator indicates the DPI setting in use. Press the DPI switch key repeatedly to cycle through the available DPI settings. Refer to the chart below for setting indications.

**Note:** The default setting is 1200 DPI.

DPI:	LED INDICATOR BLINKS:
800 DPI	1
1200 DPI	2
1600 DPI	3

### CLEANING YOUR MOUSE

- Wipe your mouse with a damp, lint-free cloth.

## SPECIFICATIONS

### Mouse:

- **Dimensions (H×W×D):** 3.1×2.8×4.8 in. (7.8×7.1×12.4 cm)
- **Weight:** 3.3 oz. (94 g)
- **Battery:** 2 AAA alkaline batteries
- **Battery life:** 6 months (based on average usage)
- **Radio frequency:** 2.4 Ghz
- **Operating distance:** 33 ft. (10m)

• **Rating:** 1.5V C.C. - 10mA    **Rating :** 3.0V C.C. - 10mA

• **DPI:** 800, 1200, 1600

### Nano receiver:

- **Dimension (H×W×D):** .57×.25×.74 in. (1.45×.625×1.89cm)
- **Weight:** .04 oz. (1.1 g)
- **Interface:** USB 1.1, 2.0, 3.0

## TROUBLESHOOTING

### My mouse is not working.

- Make sure that your mouse is turned on.
- Move your mouse closer to your computer.
- Make sure that your computer meets the system requirements.
- Only use your mouse on a clean, flat, non-slippery surface to ensure smooth and accurate cursor action.
- Avoid using your mouse on reflective, transparent, or metallic surfaces.
- Make sure that your mouse and nano receiver are paired.
- Replace your mouse battery. The LED indicator blinks for 10 seconds when the battery is low.
- Try connecting your nano receiver to a different USB port on your computer.
- Try removing or moving other wireless devices near the computer to prevent interference.

### My mouse pointer or scroll wheel is too sensitive or not sensitive enough.

- Adjust the cursor or scroll wheel settings on your computer. Refer to the documentation that came with your computer.
- Remove any metallic objects from the line of sight between your computer and the mouse.
- Move the mouse closer to your computer.
- Turn off the mouse, then turn it on again.

## LEGAL NOTICES

### FCC Statement

This device complies with Part 15 of the FCC Rules. Operation is subject to the following two conditions: (1) this device may not cause harmful interference, and (2) this device must accept any interference received, including interference that may cause undesired operation.

This equipment has been tested and found to comply with the limits for a Class B digital device, pursuant to Part 15 of the FCC Rules. These limits are designed to provide reasonable protection against harmful interference in a residential installation. This equipment generates, uses, and can radiate radio frequency energy and, if not installed and used in accordance with the instructions, may cause harmful interference to radio communications. However, there is no guarantee that interference will not occur in a particular installation. If this equipment does cause harmful interference to radio or television reception, which can be determined by turning the equipment off and on, the user is encouraged to try to correct the interference by one or more of the following measures:

- Reorient or relocate the receiving antenna.
- Increase the separation between the equipment and receiver.
- Connect the equipment into an outlet on a circuit different from that to which the receiver is connected.
- Consult the dealer or an experienced radio/TV technician for help.

**Warning:** Changes or modifications not expressly approved by the party responsible for compliance could void the user's authority to operate the equipment.

### RSS-Gen and RSS-210 statement

This device complies with Industry Canada license-exempt RSS standard(s). Operation is subject to the following two conditions: (1) this device may not cause interference, and (2) this device must accept any interference, including interference that may cause undesired operation of the device. Le présent appareil est conforme aux CNR d'Industrie Canada applicables aux appareils radio exempts de licence. L'exploitation est autorisée aux deux conditions suivantes : (1) l'appareil ne doit pas produire de brouillage, et (2) l'utilisateur de l'appareil doit accepter tout brouillage radioélectrique subi, même si le brouillage est susceptible d'en compromettre le fonctionnement.

### RSS-102 statement

This equipment complies with Industry Canada radiation exposure limits set forth for an uncontrolled environment. Cet équipement est conforme à l'exposition aux rayonnements Industry Canada limites établies pour un environnement non contrôlé.

CAN ICES-3 (B)/NMB-3(B)

## ONE-YEAR LIMITED WARRANTY

For complete warranty, visit [www.insigniaproducts.com](http://www.insigniaproducts.com).

## CONTACT INSIGNIA

1-877-467-4289 (U.S. and Canada) or 01-800-926-3000 (Mexico)  
[www.insigniaproducts.com](http://www.insigniaproducts.com)

INSIGNIA is a trademark of Best Buy and its affiliated companies  
Distributed by Best Buy Purchasing, LLC  
7601 Penn Ave South, Richfield, MN 55423 U.S.A.  
©2019 Best Buy. All rights reserved.  
**Made in China**