

Questions or Comments



Just Play logo ©2017 Just Play, LLC.
4850 T-Rex Ave, Suite 100
Boca Raton, FL 33431, USA

In the interest of better quality and value, we are constantly improving and updating our products. Consequently, pictures on this package may sometimes vary from the product enclosed.

Please retain this address for future reference.

CAUTION: Have an adult remove and dispose of all packaging, ties and fasteners before use.

PRINTED IN CHINA



R/C CAT-CAR



Instruction Manual

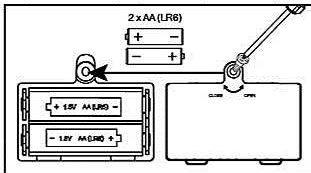
3+

Vehicle : Requires 3 x "AAA" (LR03) batteries (not included)
Remote Control : Requires 2 x "AA" (LR6) batteries (not included)

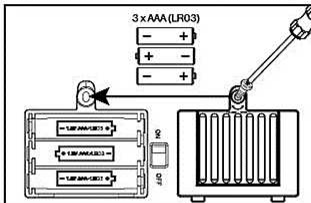
2.4GHz

Battery Safety Information

Remote Control :
Requires 2 x "AA" (LR6) batteries (not included)



Vehicle :
Requires 3 x "AAA" (LR03) batteries (not included)



Replacement of batteries must be done by an adult.
Dispose of batteries safely.
Never dispose of batteries in fire, as they may leak and explode.

Remote Control : Requires 2 x "AA" (LR6) batteries (not included)
Vehicle : Requires 3 x "AAA" (LR03) batteries (not included)

Battery Instructions

1. Remove batteries when not in use or discharged.
2. Do not mix old and new batteries.
3. Do not use rechargeable batteries.
4. Do not mix alkaline, standard (carbon-zinc), or rechargeable (nickel-cadmium) batteries.

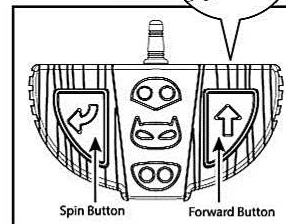
CAUTION : Changes or modification not expressly approved by the party responsible for compliance could void the user's authority to operate the equipment.

NOTE : This equipment has been tested and found to comply with the limits for a Class B digital device, pursuant to Part 15 of the FCC Rules. These limits are designed to provide reasonable protection against harmful interference in a residential installation. This equipment generates, uses and can radiate radio frequency energy and, if not installed and used in accordance with the instructions, may cause harmful interference to radio communications. However, there is no guarantee that interference will not occur in a particular installation. If this equipment does cause harmful interference to radio or television reception, which can be determined by turning the equipment off and on, the user is encouraged to try to correct the interference by one or more of the following measures :

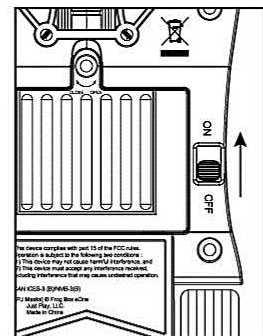
- Reorient or relocate the receiving antenna.
 - Increase the separation between the equipment and receiver.
 - Connect the equipment into an outlet on a circuit different from that to which the receiver is connected.
 - Consult the dealer or an experienced radio/TV technician for help.
- This device complies with part 15 of the FCC rules. Operation is subject to the following two conditions :
- (1) This device may not cause harmful interference, and
 - (2) This device must accept any interference received, including interference that may cause undesired operation.

To Play

Remote Control



Vehicle



How to Play :

1. Remote Control- Turn the switch on the top of the remote to "ON".
2. Cat-Car- Turn the switch on the bottom of the Cat-Car to "ON".
3. Press the forward arrow on the remote control to move the car forward.
4. Press the spin arrow on the remote control to turn the car counter clockwise.

Hint :

Release the button to stop the car from moving.
Turn both Remote Control and Cat-Car to "OFF" mode when not in use.

Remote Distance - 32 Feet (10 Meter)