

TEST REPORT


Application No.: SZCR2311003514AT
Applicant: Trackimo INC.
Address of Applicant: 680 Central Ave, Cedarhurst, New York 11516, United States
Manufacturer: Trackimo China
Address of Manufacturer: Room 3705, Block A, Junlintianxia, Xinsha Road, Futian District, Shenzhen, Guangdong Province, China
Factory: Shenzhen Wenxun Technology Co., Ltd
Address of Factory: Room 3705, Block A, Junlintianxia, Xinsha Road, Futian District, Shenzhen, Guangdong Province. China

Equipment Under Test (EUT):
EUT Name: Leica 4G
Model No.: TRKM036
Trade Mark: Trackimo
FCC ID: 2AAI6-TRKM036
Standard(s) : 47 CFR Part 2
47 CFR Part 22 subpart H
47 CFR Part 24 subpart E
47 CFR Part 27 subpart C
47 CFR Part 90 subpart S

Date of Receipt: 2023-11-03
Date of Test: 2023-11-03 to 2023-11-17
Date of Issue: 2023-11-20

Test Result:	Pass
---------------------	-------------

* In the configuration tested, the EUT complied with the standards specified above.



Keny Xu
EMC Laboratory Manager



Revision Record				
Version	Chapter	Date	Modifier	Remark
01		2023-11-20		Original

Authorized for issue by:			
		Calvin Weng	
		Calvin Weng/Project Engineer	
		Eric Fu	
		Eric Fu/Reviewer	

Keny Xu

Keny Xu
EMC Laboratory Manager



2 Test Summary

Test Item	FCC Rule No.	Requirements	Verdict
Effective (Isotropic) Radiated Output Power Data	§2.1046 §22.913 §24.232 §27.50(a) §27.50(c) §27.50(d) §27.50(h) §90.635	ERP≤ 7W(LTE Band 5,26b) EIRP≤ 2W(LTE Band 2, 25) EIRP≤ 250mW/5MHz(LTE Band 40) ERP≤ 3W(LTE Band 12,17) EIRP≤ 1W(LTE Band 4) EIRP≤ 2W(LTE Band 7,38,41) ERP≤ 100W(LTE Band 26a)	PASS
Peak-Average Ratio	§22.913 §24.232 §27.50(a) §27.50(d)	≤13dB	PASS
Bandwidth	§2.1049(h)	OBW: No limit EBW: No limit	PASS
Band Edge Compliance	§2.1051 §22.917 §24.238 §27.50(g) §27.50(h) §27.50(m) §27.53(a) §90.691	≤ -13dBm (LTE Band5, 26b) ≤ -13dBm (LTE Band2,25) ≤ -13dBm (LTE Band12,17) ≤ -13dBm (LTE Band4) Refer to clause 6.4 for LTE Band7,38,41 Refer to clause 6.4 for LTE Band40 Refer to clause 6.4 for LTE Band26a	PASS
Spurious emissions at antenna terminals	§2.1051 §22.917 §24.238 §27.50(g) §27.50(h) §27.50(m) §27.53(a) §90.691	≤ -13dBm (LTE Band5, 26b) ≤ -13dBm (LTE Band2,25) ≤ -13dBm (LTE Band12,17) ≤ -13dBm (LTE Band4) Refer to clause 6.5 for LTE Band7,38,41 Refer to clause 6.5 for LTE Band40 Refer to clause 6.5 for LTE Band26a	PASS
Field strength of spurious radiation	§2.1051 §22.917 §24.238 §27.50(g) §27.50(h) §27.50(m) §27.53(a) §90.691	≤ -13dBm (LTE Band5, 26b) ≤ -13dBm (LTE Band2,25) ≤ -13dBm (LTE Band12,17) ≤ -13dBm (LTE Band4) Refer to clause 6.6 for LTE Band7,38,41 Refer to clause 6.6 for LTE Band40 Refer to clause 6.6 for LTE Band26a	PASS



SGS-CSTC Standards Technical Services Co., Ltd. Shenzhen Branch

SZEMC-TRF-01 Rev. A/1

Report No.: SZCR231100351404

Page:

4 of 37

Frequency stability	§2.1055 §22.355 §24.235 §27.54 §90.213	≤ ±2.5ppm.	PASS
---------------------	--	------------	------



Unless otherwise agreed in writing, this document is issued by the Company subject to its General Conditions of Service printed overleaf, available on request or accessible at <https://www.sgs.com/en/Terms-and-Conditions>. Attention is drawn to the limitation of liability, indemnification and jurisdiction issues defined therein. Any holder of this document is advised that information contained hereon reflects the Company's findings at the time of its intervention only and within the limits of Client's instructions, if any. The Company's sole responsibility is to its Client and this document does not exonerate parties to a transaction from exercising all their rights and obligations under the transaction documents. This document cannot be reproduced except in full, without prior written approval of the Company. Any unauthorized alteration, forgery or falsification of the content or appearance of this document is unlawful and offenders may be prosecuted to the fullest extent of the law. Unless otherwise stated the results shown in this test report refer only to the sample(s) tested and such sample(s) are retained for 30 days only.

Attention: To check the authenticity of testing /inspection report & certificate, please contact us at telephone: (86-755) 8307 1443, or email: CN.Doccheck@sgs.com

3 Contents

	Page
1 Cover Page	1
2 Test Summary	3
3 Contents	5
4 General Information	7
4.1 Details of E.U.T.	7
4.2 Test Frequency	7
4.3 Test Environment	10
4.4 Description of Support Units	10
4.5 Measurement Uncertainty	11
4.6 Test Location	12
4.7 Test Facility	12
4.8 Deviation from Standards	12
4.9 Abnormalities from Standard Conditions	12
5 Equipment List	13
6 Radio Spectrum Matter Test Results	15
6.1 Effective (Isotropic) Radiated Output Power Data	15
6.1.1 E.U.T. Operation	15
6.1.2 Test Setup Diagram	15
6.1.3 Measurement Data	15
6.2 Peak-Average Ratio	16
6.2.1 E.U.T. Operation	16
6.2.2 Test Setup Diagram	16
6.2.3 Measurement Data	16
6.3 Bandwidth	17
6.3.1 E.U.T. Operation	17
6.3.2 Test Setup Diagram	17
6.3.3 Measurement Data	17
6.4 Band Edge Compliance	18
6.4.1 E.U.T. Operation	18
6.4.2 Test Setup Diagram	19
6.4.3 Measurement Data	19
6.5 Spurious emissions at antenna terminals	20
6.5.1 E.U.T. Operation	20
6.5.2 Test Setup Diagram	21
6.5.3 Measurement Data	21
6.6 Field strength of spurious radiation	22
6.6.1 E.U.T. Operation	22
6.6.2 Test Setup Diagram	23
6.6.3 Measurement Procedure and Data	24
6.7 Frequency stability	36
6.7.1 E.U.T. Operation	36



Unless otherwise agreed in writing, this document is issued by the Company subject to its General Conditions of Service printed overleaf, available on request or accessible at <https://www.sgs.com/en/Terms-and-Conditions>. Attention is drawn to the limitation of liability, indemnification and jurisdiction issues defined therein. Any holder of this document is advised that information contained hereon reflects the Company's findings at the time of its intervention only and within the limits of Client's instructions, if any. The Company's sole responsibility is to its Client and this document does not exonerate parties to a transaction from exercising all their rights and obligations under the transaction documents. This document cannot be reproduced except in full, without prior written approval of the Company. Any unauthorized alteration, forgery or falsification of the content or appearance of this document is unlawful and offenders may be prosecuted to the fullest extent of the law. Unless otherwise stated the results shown in this test report refer only to the sample(s) tested and such sample(s) are retained for 30 days only.

Attention: To check the authenticity of testing /inspection report & certificate, please contact us at telephone: (86-755) 8307 1443, or email: CN.Doccheck@sgs.com

SGS-CSTC Standards Technical Services Co., Ltd. Shenzhen Branch

SZEMC-TRF-01 Rev. A/1

Report No.: SZCR231100351404

Page: 6 of 37

6.7.2	Test Setup Diagram	36
6.7.3	Measurement Data	36
7	Test Setup Photo	37
8	EUT Constructional Details (EUT Photos)	37



Unless otherwise agreed in writing, this document is issued by the Company subject to its General Conditions of Service printed overleaf, available on request or accessible at <https://www.sgs.com/en/Terms-and-Conditions>. Attention is drawn to the limitation of liability, indemnification and jurisdiction issues defined therein. Any holder of this document is advised that information contained hereon reflects the Company's findings at the time of its intervention only and within the limits of Client's instructions, if any. The Company's sole responsibility is to its Client and this document does not exonerate parties to a transaction from exercising all their rights and obligations under the transaction documents. This document cannot be reproduced except in full, without prior written approval of the Company. Any unauthorized alteration, forgery or falsification of the content or appearance of this document is unlawful and offenders may be prosecuted to the fullest extent of the law. Unless otherwise stated the results shown in this test report refer only to the sample(s) tested and such sample(s) are retained for 30 days only.

Attention: To check the authenticity of testing /inspection report & certificate, please contact us at telephone: (86-755) 8307 1443, or email: CN.Doccheck@sgs.com

4 General Information

4.1 Details of E.U.T.

Power supply:	DC3.7V by li-ion battery(2000mAH) Recharged input DC5V/500mA
Cable:	1m unshielded Type A to Micro USB cable
Cable Loss (for RF conducted test):	0.5dBi
Sample Type:	Mobile production
LTE Operation Frequency Band:	LTE FDD Band 2,4,5,7,12,17,25,26,38,40,41
Modulation Type:	QPSK, 16QAM
LTE Power Class:	Level 3
Antenna Type:	PIFA Antenna
Antenna Gain:	LTE B2: 2.07dbi; B4: 2.67dbi; B5: -3.37dbi; B7: 5.14dbi; B12: -3.37dbi; B17: -3.37dbi; B25: 2.07dbi; B26: -3.37dbi; B38: 5.13dbi; B40: 1.47dbi; B41(2555-2655): 5.13dbi

Remark: The information in this section is provided by the applicant or manufacturer, SGS is not liable to the accuracy, suitability, reliability or/and integrity of the information.

4.2 Test Frequency

Test mode:	Nominal Bandwidth (MHz)	RF Channel		
		Low (L)	Middle (M)	High (H)
		MHz	MHz	MHz
LTE FDD Band 2	1.4	1850.7	1880	1909.3
	3	1851.5	1880	1908.5
	5	1852.5	1880	1907.5
	10	1855.0	1880	1905.0
	15	1857.5	1880	1902.5
	20	1860.0	1880	1900.0
Test mode:	Nominal Bandwidth (MHz)	RF Channel		
		Low (L)	Middle (M)	High (H)
		MHz	MHz	MHz
LTE FDD Band 4	1.4	1710.7	1732.5	1754.3
	3	1711.5	1732.5	1751.5
	5	1712.5	1732.5	1752.5
	10	1715.0	1732.5	1750.0
	15	1717.5	1732.5	1747.5
	20	1720.0	1732.5	1745.0



Unless otherwise agreed in writing, this document is issued by the Company subject to its General Conditions of Service printed overleaf, available on request or accessible at <https://www.sgs.com/en/Terms-and-Conditions>. Attention is drawn to the limitation of liability, indemnification and jurisdiction issues defined therein. Any holder of this document is advised that information contained hereon reflects the Company's findings at the time of its intervention only and within the limits of Client's instructions, if any. The Company's sole responsibility is to its Client and this document does not exonerate parties to a transaction from exercising all their rights and obligations under the transaction documents. This document cannot be reproduced except in full, without prior written approval of the Company. Any unauthorized alteration, forgery or falsification of the content or appearance of this document is unlawful and offenders may be prosecuted to the fullest extent of the law. Unless otherwise stated the results shown in this test report refer only to the sample(s) tested and such sample(s) are retained for 30 days only.

Attention: To check the authenticity of testing /inspection report & certificate, please contact us at telephone: (86-755) 8307 1443, or email: CN.Doccheck@sgs.com

Test mode:	Nominal Bandwidth (MHz)	RF Channel		
		Low (L)	Middle (M)	High (H)
		MHz	MHz	MHz
LTE FDD Band 5	1.4	824.7	836.5	848.3
	3	825.5	836.5	847.5
	5	826.5	836.5	846.5
	10	829.0	836.5	844.0
Test mode:	Nominal Bandwidth (MHz)	RF Channel		
		Low (L)	Middle (M)	High (H)
		MHz	MHz	MHz
LTE FDD Band 7	5	2502.5	2535.0	2567.5
	10	2505.0	2535.0	2565.0
	15	2507.5	2535.0	2562.5
	20	2510.0	2535.0	2560.0
Test mode:	Nominal Bandwidth (MHz)	RF Channel		
		Low (L)	Middle (M)	High (H)
		MHz	MHz	MHz
LTE FDD Band 12	1.4	699.7	707.5	715.3
	3	700.5	707.5	714.5
	5	701.5	707.5	713.5
	10	704.0	707.5	711.0
Test mode:	Nominal Bandwidth (MHz)	RF Channel		
		Low (L)	Middle (M)	High (H)
		MHz	MHz	MHz
LTE FDD Band 17	5	706.5	710.0	713.5
	10	709.0	710.0	711.0
Test mode:	Nominal Bandwidth (MHz)	RF Channel		
		Low (L)	Middle (M)	High (H)
		MHz	MHz	MHz
LTE FDD Band 25	1.4	1850.7	1882.5	1914.3
	3	1851.5	1882.5	1913.5
	5	1852.5	1882.5	1912.5
	10	1855.0	1882.5	1910.0
	15	1857.5	1882.5	1907.5
	20	1860.0	1882.5	1905.0



Unless otherwise agreed in writing, this document is issued by the Company subject to its General Conditions of Service printed overleaf, available on request or accessible at <https://www.sgs.com/en/Terms-and-Conditions>. Attention is drawn to the limitation of liability, indemnification and jurisdiction issues defined therein. Any holder of this document is advised that information contained hereon reflects the Company's findings at the time of its intervention only and within the limits of Client's instructions, if any. The Company's sole responsibility is to its Client and this document does not exonerate parties to a transaction from exercising all their rights and obligations under the transaction documents. This document cannot be reproduced except in full, without prior written approval of the Company. Any unauthorized alteration, forgery or falsification of the content or appearance of this document is unlawful and offenders may be prosecuted to the fullest extent of the law. Unless otherwise stated the results shown in this test report refer only to the sample(s) tested and such sample(s) are retained for 30 days only.

Attention: To check the authenticity of testing /inspection report & certificate, please contact us at telephone: (86-755) 8307 1443, or email: CN.Doccheck@sgs.com

Test mode:	Nominal Bandwidth (MHz)	RF Channel		
		Low (L)	Middle (M)	High (H)
		MHz	MHz	MHz
LTE FDD Band 26a	1.4	814.7	819.0	823.3
	3	815.5	819.0	822.5
	5	816.5	819.0	820.8
	10	/	819.0	/
Test mode:	Nominal Bandwidth (MHz)	RF Channel		
		Low (L)	Middle (M)	High (H)
		MHz	MHz	MHz
LTE FDD Band 26b	1.4	824.7	836.5	848.3
	3	825.5	836.5	847.5
	5	826.5	836.5	846.5
	10	829.0	836.5	844.0
	15	831.5	836.5	841.5
Test mode:	Nominal Bandwidth (MHz)	RF Channel		
		Low (L)	Middle (M)	High (H)
		MHz	MHz	MHz
LTE FDD Band 26 cross rule	15	/	820.8	/
Test mode:	Nominal Bandwidth (MHz)	RF Channel		
		Low (L)	Middle (M)	High (H)
		MHz	MHz	MHz
LTE FDD Band 38	5	2572.5	2595.0	2617.5
	10	2575.0	2595.0	2615.0
	15	2577.5	2595.0	2612.5
	20	2580.0	2595.0	2610.0
Test mode:	Nominal Bandwidth (MHz)	RF Channel		
		Low (L)	Middle (M)	High (H)
		MHz	MHz	MHz
LTE FDD Band 40a	5	2307.5	2310.0	2312.5
	10	/	2310.0	/



Unless otherwise agreed in writing, this document is issued by the Company subject to its General Conditions of Service printed overleaf, available on request or accessible at <https://www.sgs.com/en/Terms-and-Conditions>. Attention is drawn to the limitation of liability, indemnification and jurisdiction issues defined therein. Any holder of this document is advised that information contained hereon reflects the Company's findings at the time of its intervention only and within the limits of Client's instructions, if any. The Company's sole responsibility is to its Client and this document does not exonerate parties to a transaction from exercising all their rights and obligations under the transaction documents. This document cannot be reproduced except in full, without prior written approval of the Company. Any unauthorized alteration, forgery or falsification of the content or appearance of this document is unlawful and offenders may be prosecuted to the fullest extent of the law. Unless otherwise stated the results shown in this test report refer only to the sample(s) tested and such sample(s) are retained for 30 days only.

Attention: To check the authenticity of testing /inspection report & certificate, please contact us at telephone: (86-755) 8307 1443, or email: CN.Doccheck@sgs.com

Test mode:	Nominal Bandwidth (MHz)	RF Channel		
		Low (L)	Middle (M)	High (H)
		MHz	MHz	MHz
LTE FDD Band 40b	5	2352.5	2355.0	2357.5
	10	/	2355.0	/
Test mode:	Nominal Bandwidth (MHz)	RF Channel		
		Low (L)	Middle (M)	High (H)
		MHz	MHz	MHz
LTE FDD Band 41	5	2557.5	2605.0	2652.5
	10	2560.0	2605.0	2650.0
	15	2562.5	2605.0	2647.5
	20	2565.0	2605.0	2645.0

4.3 Test Environment

Environment Parameter	Selected Values During Tests	
Temperature:	TL	-30°C
	TN	+20°C
	TH	+50°C
Voltage:	VL	3.4 Vdc
	VN	3.7 Vdc
	VH	4.2 Vdc

NOTE: VL= lower extreme test voltage
 VN= nominal voltage
 VH= upper extreme test voltage
 TL= lower extreme test temperature
 TN= normal temperature
 TH= upper extreme test temperature

4.4 Description of Support Units

The EUT has been tested independent unit.



Unless otherwise agreed in writing, this document is issued by the Company subject to its General Conditions of Service printed overleaf, available on request or accessible at <https://www.sgs.com/en/Terms-and-Conditions>. Attention is drawn to the limitation of liability, indemnification and jurisdiction issues defined therein. Any holder of this document is advised that information contained hereon reflects the Company's findings at the time of its intervention only and within the limits of Client's instructions, if any. The Company's sole responsibility is to its Client and this document does not exonerate parties to a transaction from exercising all their rights and obligations under the transaction documents. This document cannot be reproduced except in full, without prior written approval of the Company. Any unauthorized alteration, forgery or falsification of the content or appearance of this document is unlawful and offenders may be prosecuted to the fullest extent of the law. Unless otherwise stated the results shown in this test report refer only to the sample(s) tested and such sample(s) are retained for 30 days only.

Attention: To check the authenticity of testing /inspection report & certificate, please contact us at telephone: (86-755) 8307 1443, or email: CN.Doccheck@sgs.com

4.5 Measurement Uncertainty

No.	Item	Measurement Uncertainty
1	Radio Frequency	$\pm 5.4 \times 10^{-8}$
2	Duty cycle	$\pm 0.3\%$
3	Occupied Bandwidth	$\pm 3\%$
4	RF conducted power	$\pm 0.8\text{dB}$
5	RF power density	$\pm 0.4\text{dB}$
6	Conducted Spurious emissions	$\pm 2.7\text{dB}$
7	Radiated Spurious emission test	$\pm 3.1\text{dB}$ (Below 1GHz)
		$\pm 4.4\text{dB}$ (Above 1GHz)
8	Temperature test	$\pm 1^\circ\text{C}$
9	Humidity test	$\pm 3\%$
10	Supply voltages	$\pm 1.5\%$
11	Time	$\pm 3\%$



Unless otherwise agreed in writing, this document is issued by the Company subject to its General Conditions of Service printed overleaf, available on request or accessible at <https://www.sgs.com/en/Terms-and-Conditions>. Attention is drawn to the limitation of liability, indemnification and jurisdiction issues defined therein. Any holder of this document is advised that information contained hereon reflects the Company's findings at the time of its intervention only and within the limits of Client's instructions, if any. The Company's sole responsibility is to its Client and this document does not exonerate parties to a transaction from exercising all their rights and obligations under the transaction documents. This document cannot be reproduced except in full, without prior written approval of the Company. Any unauthorized alteration, forgery or falsification of the content or appearance of this document is unlawful and offenders may be prosecuted to the fullest extent of the law. Unless otherwise stated the results shown in this test report refer only to the sample(s) tested and such sample(s) are retained for 30 days only.

Attention: To check the authenticity of testing /inspection report & certificate, please contact us at telephone: (86-755) 8307 1443, or email: CN.Doccheck@sgs.com

4.6 Test Location

All tests were performed at:

SGS-CSTC Standards Technical Services Co., Ltd., Shenzhen Branch

No. 1 Workshop, M-10, Middle Section, Science & Technology Park, Nanshan District, Shenzhen, Guangdong, China. 518057.

Tel: +86 755 2601 2053 Fax: +86 755 2671 0594

No tests were sub-contracted.

4.7 Test Facility

The test facility is recognized, certified, or accredited by the following organizations:

• A2LA (Certificate No. 3816.01)

SGS-CSTC Standards Technical Services Co., Ltd., Shenzhen EMC Laboratory is accredited by the American Association for Laboratory Accreditation(A2LA). Certificate No. 3816.01.

• VCCI (Member No. 1937)

The 3m Fully-anechoic chamber for above 1GHz, 10m Semi-anechoic chamber for below 1GHz, Shielded Room for Mains Port Conducted Interference Measurement and Telecommunication Port Conducted Interference Measurement of SGS-CSTC Standards Technical Services Co., Ltd.

Shenzhen EMC laboratory have been registered in accordance with the Regulations for Voluntary Control Measures with Registration No.: G-20026, R-14188, C-12383 and T-11153 respectively.

• FCC –Designation Number: CN1336

SGS-CSTC Standards Technical Services Co., Ltd., Shenzhen EMC Laboratory has been recognized as an accredited testing laboratory.

Designation Number: CN1336. Test Firm Registration Number: 787754.

• Innovation, Science and Economic Development Canada

SGS-CSTC Standards Technical Services Co., Ltd., Shenzhen EMC Laboratory has been recognized by ISED as an accredited testing laboratory.

CAB identifier: CN0006.

IC#: 4620C.

4.8 Deviation from Standards

None

4.9 Abnormalities from Standard Conditions

None



Unless otherwise agreed in writing, this document is issued by the Company subject to its General Conditions of Service printed overleaf, available on request or accessible at <https://www.sgs.com/en/Terms-and-Conditions>. Attention is drawn to the limitation of liability, indemnification and jurisdiction issues defined therein. Any holder of this document is advised that information contained hereon reflects the Company's findings at the time of its intervention only and within the limits of Client's instructions, if any. The Company's sole responsibility is to its Client and this document does not exonerate parties to a transaction from exercising all their rights and obligations under the transaction documents. This document cannot be reproduced except in full, without prior written approval of the Company. Any unauthorized alteration, forgery or falsification of the content or appearance of this document is unlawful and offenders may be prosecuted to the fullest extent of the law. Unless otherwise stated the results shown in this test report refer only to the sample(s) tested and such sample(s) are retained for 30 days only.

Attention: To check the authenticity of testing /inspection report & certificate, please contact us at telephone: (86-755) 8307 1443, or email: CN.Doccheck@sgs.com

5 Equipment List

RF conducted test					
Test Equipment	Manufacturer	Model No.	Inventory No.	Cal. Date	Cal. Due date
Programmable DC Source	Chroma	62024P-80-60	SEM011-09	2023/07/11	2024/07/10
Programmable Temperature & Humidity Chamber	Votsch Industrietechnik GmbH	VT 4002	SEM002-15	2023/03/21	2024/03/20
Spectrum Analyzer	Rohde & Schwarz	FSU43	SEM004-08	2023/07/11	2024/07/10
Measurement Software	TST	TST PASS V2.0	N/A	N/A	N/A
Attenuator	Huber+Suhner	6620_SMA-50-1	SEM021-09	2023/07/11	2024/07/10
Universal Radio Communication Tester	Rohde & Schwarz	CMW 500	SEM010-03	2023/03/28	2024/03/27
Power Sensor	KEYSIGHT	U2021XA	SEM009-15	2023/03/21	2024/03/20

RE in Chamber					
Test Equipment	Manufacturer	Model No.	Inventory No.	Cal. Date	Cal. Due date
Trilog-Broadband Antenna	Schwarzbeck	VULB9168	SEM003-33	2021/9/25	2024/9/24
MXE EMI receiver	Agilent	N9038A	SEM004-05	2023/07/11	2024/07/10
Pre-amplifier	HP	8447D	SEM005-02	2023/07/11	2024/07/10
Spectrum Analyzer	Rohde & Schwarz	101288	SEM004-08	2023/07/11	2024/07/10
Low Noise Amplifier	CLAVIIO	BDLNA-0118-352810	SEM005-05	2023/07/11	2024/07/10
Substitution Antenna	Schwarzbeck	VULB9168	SEM003-18	2022/08/07	2025/08/06
Signal Generator(9kHz-40GHz)	N5173B	MY53270267	Agilent	2023/07/11	2024/07/10
Pre-amplifier	HP	8447D	SEM005-02	2023/07/11	2024/07/10
Broad-Band Horn Antenna	Schwarzbeck	BBHA 9170	SEM003-15	2021/7/11	2024/7/10
Broad-Band Horn Antenna	Schwarzbeck	BBHA 9120D	SEM003-32	2021/9/26	2024/9/25
Double-ridged waveguide horn	ETS-LINDGREN	3117	SEM003-34	2021/9/25	2024/9/24
Spectrum Analyzer	Rohde & Schwarz	101288	SEM004-08	2023/07/11	2024/07/10
Low Noise Amplifier	CLAVIIO	BDLNA-0118-352810	SEM005-05	2023/07/11	2024/07/10



Unless otherwise agreed in writing, this document is issued by the Company subject to its General Conditions of Service printed overleaf, available on request or accessible at <https://www.sgs.com/en/Terms-and-Conditions>. Attention is drawn to the limitation of liability, indemnification and jurisdiction issues defined therein. Any holder of this document is advised that information contained hereon reflects the Company's findings at the time of its intervention only and within the limits of Client's instructions, if any. The Company's sole responsibility is to its Client and this document does not exonerate parties to a transaction from exercising all their rights and obligations under the transaction documents. This document cannot be reproduced except in full, without prior written approval of the Company. Any unauthorized alteration, forgery or falsification of the content or appearance of this document is unlawful and offenders may be prosecuted to the fullest extent of the law. Unless otherwise stated the results shown in this test report refer only to the sample(s) tested and such sample(s) are retained for 30 days only.

Attention: To check the authenticity of testing /inspection report & certificate, please contact us at telephone: (86-755) 8307 1443, or email: CN.Doccheck@sgs.com

SGS-CSTC Standards Technical Services Co., Ltd. Shenzhen Branch

SZEMC-TRF-01 Rev. A/1

Report No.: SZCR231100351404

Page:

14 of 37

Pre-amplifier	Compliance Directions Systems Inc.	PAP-2640-50	SEM005-08	2023/07/11	2024/07/10
Pre-amplifier	Rohde & Schwarz	CH14-H052	SEM005-17	2023/07/11	2024/07/10
Substitution Antenna	ETS-Lindgren	3142C	SEM003-01	2023/06/25	2026/06/24
Universal Radio Communication Tester	Rohde & Schwarz	CMW 500	SEM010-03	2023/03/28	2024/03/27

General used equipment					
Equipment	Manufacturer	Model No.	Inventory No.	Cal Date	Cal Due Date
Humidity/ Temperature Indicator	deli	8838	SEM002-32	2023-07-28	2024-07-27
Humidity/ Temperature Indicator	deli	8838	SEM002-33	2023-07-28	2024-07-27
Barometer	Changchun Meteorological Industry Factory	DYM3	SEM002-01	2023-03-23	2024-03-22



Unless otherwise agreed in writing, this document is issued by the Company subject to its General Conditions of Service printed overleaf, available on request or accessible at <https://www.sgs.com/en/Terms-and-Conditions>. Attention is drawn to the limitation of liability, indemnification and jurisdiction issues defined therein. Any holder of this document is advised that information contained hereon reflects the Company's findings at the time of its intervention only and within the limits of Client's instructions, if any. The Company's sole responsibility is to its Client and this document does not exonerate parties to a transaction from exercising all their rights and obligations under the transaction documents. This document cannot be reproduced except in full, without prior written approval of the Company. Any unauthorized alteration, forgery or falsification of the content or appearance of this document is unlawful and offenders may be prosecuted to the fullest extent of the law. Unless otherwise stated the results shown in this test report refer only to the sample(s) tested and such sample(s) are retained for 30 days only.

Attention: To check the authenticity of testing /inspection report & certificate, please contact us at telephone: (86-755) 8307 1443, or email: CN.Doccheck@sgs.com

SGS-CSTC Standards Technical Services Co., Ltd.
Shenzhen Branch, Inspection & Testing Services

No. 1 Workshop, M-10, Middle Section, Science & Technology Park, Nanshan District, Shenzhen, Guangdong, China 518057 t (86-755) 26012053 f (86-755) 26710594 www.sgs.com.cn
中国·广东·深圳市南山区科技园中区M-10栋1号厂房 邮编: 518057 t (86-755) 26012053 f (86-755) 26710594 sgs.china@sgs.com

6 Radio Spectrum Matter Test Results

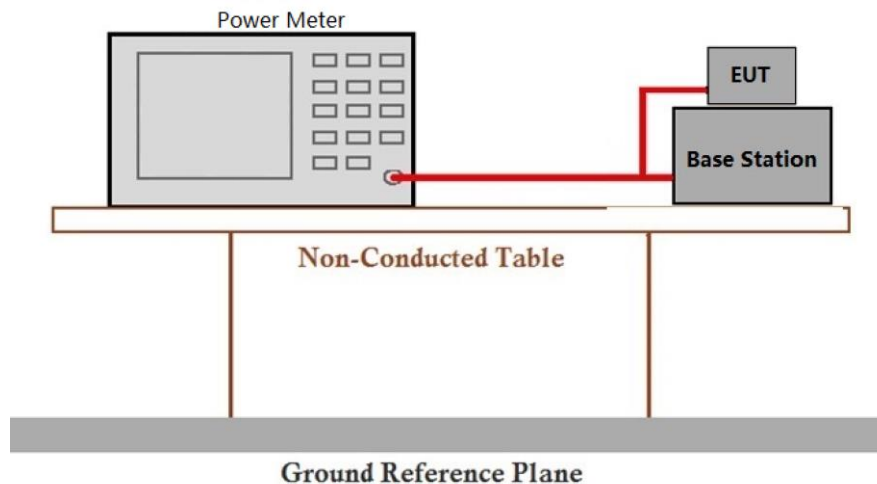
6.1 Effective (Isotropic) Radiated Output Power Data

Test Requirement:	§2.1046, §22.913, §24.232, §27.50(a), §27.50(c), §27.50(d), §27.50(h), §90.635
Test Method:	ANSI C63.26-2015, KDB 971168 D01 v03r01
Limit:	ERP ≤ 7W (LTE Band 5, 26b) EIRP ≤ 2W (LTE Band 2, 25) EIRP ≤ 250mW/5MHz (LTE Band 40) ERP ≤ 3W (LTE Band 12, 17) EIRP ≤ 1W (LTE Band 4, 66) EIRP ≤ 2W (LTE Band 7, 38, 41) ERP ≤ 100W (LTE Band 26a)

6.1.1 E.U.T. Operation

Operating Environment:			
Temperature:	20.8 °C	Humidity:	48.5 % RH
		Atmospheric Pressure:	1000 mbar
Test mode	32: TX mode_Keep the EUT in transmitting mode		

6.1.2 Test Setup Diagram



6.1.3 Measurement Data

Please refer to Appendix for LTE test data.



Unless otherwise agreed in writing, this document is issued by the Company subject to its General Conditions of Service printed overleaf, available on request or accessible at <https://www.sgs.com/en/Terms-and-Conditions>. Attention is drawn to the limitation of liability, indemnification and jurisdiction issues defined therein. Any holder of this document is advised that information contained hereon reflects the Company's findings at the time of its intervention only and within the limits of Client's instructions, if any. The Company's sole responsibility is to its Client and this document does not exonerate parties to a transaction from exercising all their rights and obligations under the transaction documents. This document cannot be reproduced except in full, without prior written approval of the Company. Any unauthorized alteration, forgery or falsification of the content or appearance of this document is unlawful and offenders may be prosecuted to the fullest extent of the law. Unless otherwise stated the results shown in this test report refer only to the sample(s) tested and such sample(s) are retained for 30 days only.

Attention: To check the authenticity of testing /inspection report & certificate, please contact us at telephone: (86-755) 8307 1443, or email: CN.Doccheck@sgs.com

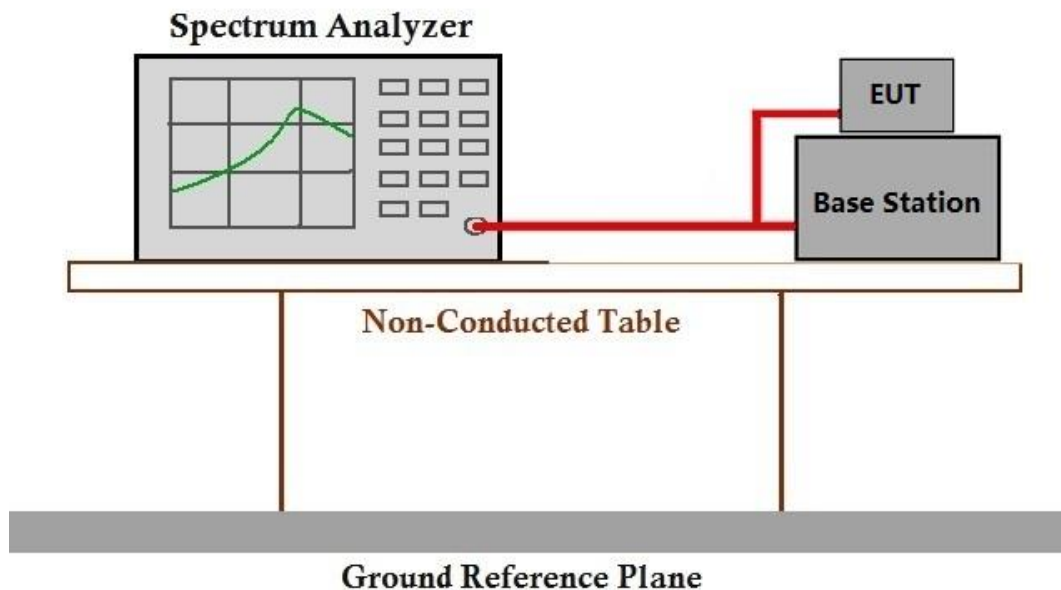
6.2 Peak-Average Ratio

Test Requirement: §22.913, §24.232, §27.50(a), §27.50(d)
 Test Method: ANSI C63.26-2015, KDB 971168 D01 v03r01
 Limit: ≤13dB

6.2.1 E.U.T. Operation

Operating Environment:
 Temperature: 20.8 °C Humidity: 48.5 % RH Atmospheric Pressure: 1000 mbar
 Test mode 32: TX mode_Keep the EUT in transmitting mode

6.2.2 Test Setup Diagram



6.2.3 Measurement Data

Please refer to Appendix for LTE test data.



Unless otherwise agreed in writing, this document is issued by the Company subject to its General Conditions of Service printed overleaf, available on request or accessible at <https://www.sgs.com/en/Terms-and-Conditions>. Attention is drawn to the limitation of liability, indemnification and jurisdiction issues defined therein. Any holder of this document is advised that information contained hereon reflects the Company's findings at the time of its intervention only and within the limits of Client's instructions, if any. The Company's sole responsibility is to its Client and this document does not exonerate parties to a transaction from exercising all their rights and obligations under the transaction documents. This document cannot be reproduced except in full, without prior written approval of the Company. Any unauthorized alteration, forgery or falsification of the content or appearance of this document is unlawful and offenders may be prosecuted to the fullest extent of the law. Unless otherwise stated the results shown in this test report refer only to the sample(s) tested and such sample(s) are retained for 30 days only.

Attention: To check the authenticity of testing /inspection report & certificate, please contact us at telephone: (86-755) 8307 1443, or email: CN.Doccheck@sgs.com

6.3 Bandwidth

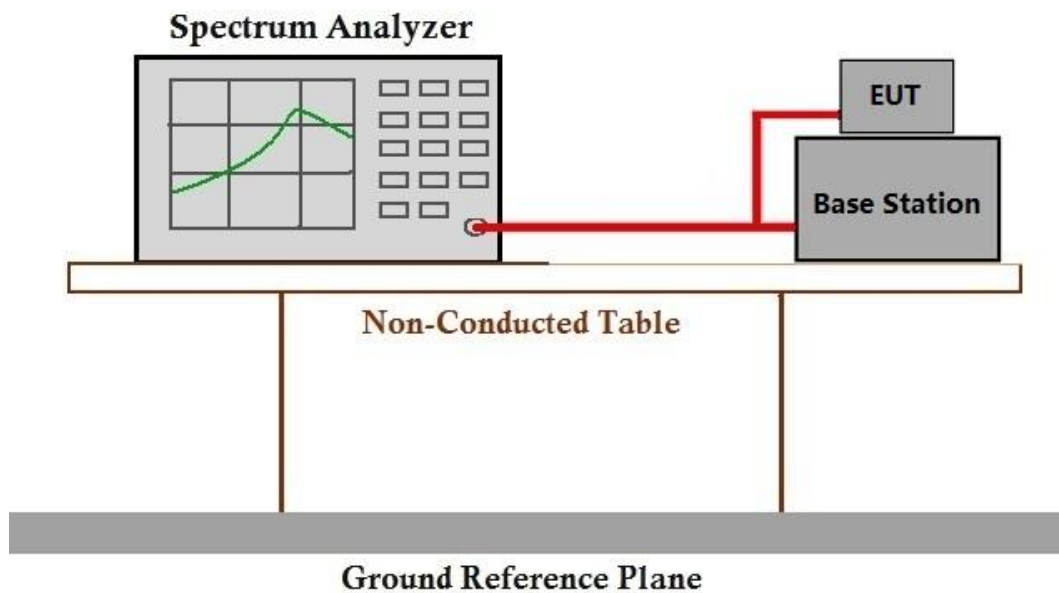
Test Requirement: §2.1049(h)
 Test Method: ANSI C63.26-2015, KDB 971168 D01 v03r01
 Limit: OBW: No limit
 EBW: No limit

6.3.1 E.U.T. Operation

Operating Environment:

Temperature: 20.8 °C Humidity: 48.5 % RH Atmospheric Pressure: 1000 mbar
 Test mode 32: TX mode_Keep the EUT in transmitting mode

6.3.2 Test Setup Diagram



6.3.3 Measurement Data

Please refer to Appendix for LTE test data.

6.4 Band Edge Compliance

Test Requirement: §2.1051, §22.917, §24.238, §27.50(g), §27.50(h), §27.50(m), §27.53(a), §90.691
 Test Method: ANSI C63.26-2015, KDB 971168 D01 v03r01
 Limit: ≤ -13dBm (**LTE Band2,4,5,12,17,25,26**)

For Band7,38,41:

For mobile digital stations, the attenuation factor shall be not less than 40 + 10 log (P) dB on all frequencies between the channel edge and 5 megahertz from the channel edge, 43 + 10 log (P) dB on all frequencies between 5 megahertz and X megahertz from the channel edge, and 55 + 10 log (P) dB on all frequencies more than X megahertz from the channel edge, where X is the greater of 6 megahertz or the actual emission bandwidth as defined in paragraph (m)(6) of this section. In addition, the attenuation factor shall not be less than 43 + 10 log (P) dB on all frequencies between 2490.5 MHz and 2496 MHz and 55 + 10 log (P) dB at or below 2490.5 MHz. Mobile Satellite Service licensees operating on frequencies below 2495 MHz may also submit a documented interference complaint against BRS licensees operating on channel BRS Channel 1 on the same terms and conditions as adjacent channel BRS or EBS licensees.

For Band26a:

For any frequency removed from the EA licensee’s frequency block by up to and including 37.5 kHz, the power of any emission shall be attenuated below the transmitter power (P) in watts by at least 116 Log10(f/6.1) decibels or 50 + 10 Log10(P) decibels or 80 decibels, whichever is the lesser attenuation, where f is the frequency removed from the center of the outer channel in the block in kilohertz and where f is greater than 12.5 kHz.

For Band40:

- (i) By a factor of not less than: 43 + 10 log (P) dB on all frequencies between 2305 and 2320 MHz and on all frequencies between 2345 and 2360 MHz that are outside the licensed band(s) of operation, not less than 55 + 10 log (P) dB on all frequencies between 2320 and 2324 MHz and on all frequencies between 2341 and 2345 MHz, not less than 61 + 10 log (P) dB on all frequencies between 2324 and 2328 MHz and on all frequencies between 2337 and 2341 MHz, and not less than 67 + 10 log (P) dB on all frequencies between 2328 and 2337 MHz;
- (ii) By a factor of not less than 43 + 10 log (P) dB on all frequencies between 2300 and 2305 MHz, 55 + 10 log (P) dB on all frequencies between 2296 and 2300 MHz, 61 + 10 log (P) dB on all frequencies between 2292 and 2296 MHz, 67 + 10 log (P) dB on all frequencies between 2288 and 2292 MHz, and 70 + 10 log (P) dB below 2288 MHz;
- (iii) By a factor of not less than 43 + 10 log (P) dB on all frequencies between 2360 and 2365 MHz, and not less than 70 + 10 log (P) dB above 2365 MHz.

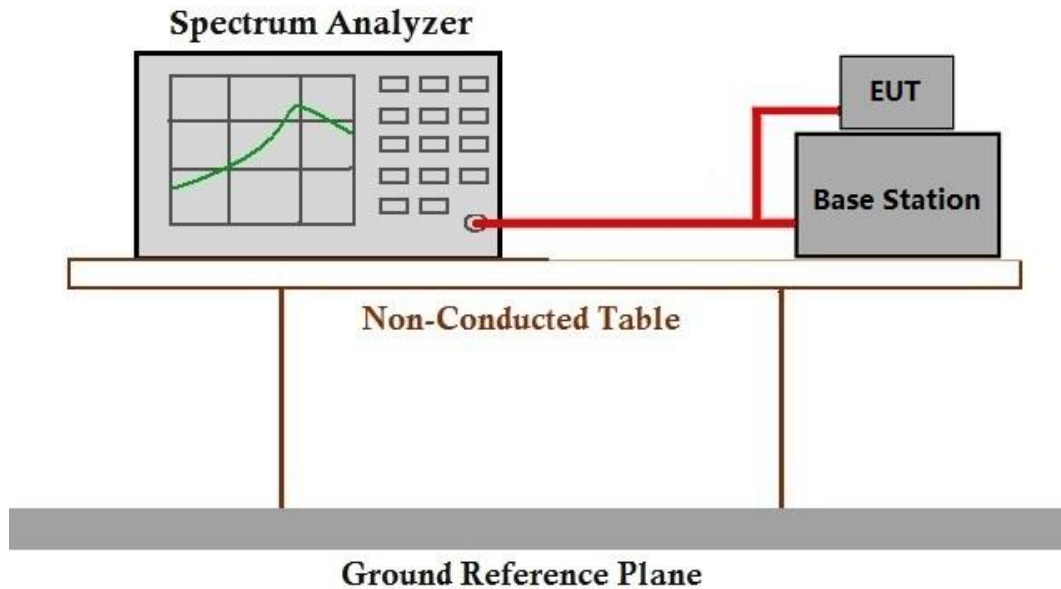
6.4.1 E.U.T. Operation

Operating Environment:
 Temperature: 20.8 °C Humidity: 48.5 % RH Atmospheric Pressure: 1000 mbar
 Test mode 32: TX mode_Keep the EUT in transmitting mode



Unless otherwise agreed in writing, this document is issued by the Company subject to its General Conditions of Service printed overleaf, available on request or accessible at <https://www.sgs.com/en/Terms-and-Conditions>. Attention is drawn to the limitation of liability, indemnification and jurisdiction issues defined therein. Any holder of this document is advised that information contained hereon reflects the Company’s findings at the time of its intervention only and within the limits of Client’s instructions, if any. The Company’s sole responsibility is to its Client and this document does not exonerate parties to a transaction from exercising all their rights and obligations under the transaction documents. This document cannot be reproduced except in full, without prior written approval of the Company. Any unauthorized alteration, forgery or falsification of the content or appearance of this document is unlawful and offenders may be prosecuted to the fullest extent of the law. Unless otherwise stated the results shown in this test report refer only to the sample(s) tested and such sample(s) are retained for 30 days only.

6.4.2 Test Setup Diagram



6.4.3 Measurement Data

Please refer to Appendix for LTE test data.



Unless otherwise agreed in writing, this document is issued by the Company subject to its General Conditions of Service printed overleaf, available on request or accessible at <https://www.sgs.com/en/Terms-and-Conditions>. Attention is drawn to the limitation of liability, indemnification and jurisdiction issues defined therein. Any holder of this document is advised that information contained hereon reflects the Company's findings at the time of its intervention only and within the limits of Client's instructions, if any. The Company's sole responsibility is to its Client and this document does not exonerate parties to a transaction from exercising all their rights and obligations under the transaction documents. This document cannot be reproduced except in full, without prior written approval of the Company. Any unauthorized alteration, forgery or falsification of the content or appearance of this document is unlawful and offenders may be prosecuted to the fullest extent of the law. Unless otherwise stated the results shown in this test report refer only to the sample(s) tested and such sample(s) are retained for 30 days only.

Attention: To check the authenticity of testing /inspection report & certificate, please contact us at telephone: (86-755) 8307 1443, or email: CN.Doccheck@sgs.com

6.5 Spurious emissions at antenna terminals

Test Requirement: §2.1051, §22.917, §24.238, §27.50(g), §27.50(h), §27.50(m), §27.53(a), §90.691
 Test Method: ANSI C63.26-2015, KDB 971168 D01 v03r01
 Limit: ≤ -13dBm (LTE Band2,4,5,12,17,25,26)

For Band7,38,41:

For mobile digital stations, the attenuation factor shall be not less than 40 + 10 log (P) dB on all frequencies between the channel edge and 5 megahertz from the channel edge, 43 + 10 log (P) dB on all frequencies between 5 megahertz and X megahertz from the channel edge, and 55 + 10 log (P) dB on all frequencies more than X megahertz from the channel edge, where X is the greater of 6 megahertz or the actual emission bandwidth as defined in paragraph (m)(6) of this section. In addition, the attenuation factor shall not be less than 43 + 10 log (P) dB on all frequencies between 2490.5 MHz and 2496 MHz and 55 + 10 log (P) dB at or below 2490.5 MHz. Mobile Satellite Service licensees operating on frequencies below 2495 MHz may also submit a documented interference complaint against BRS licensees operating on channel BRS Channel 1 on the same terms and conditions as adjacent channel BRS or EBS licensees.

For Band26a:

For any frequency removed from the EA licensee’s frequency block by up to and including 37.5 kHz, the power of any emission shall be attenuated below the transmitter power (P) in watts by at least 116 Log10(f/6.1) decibels or 50 + 10 Log10(P) decibels or 80 decibels, whichever is the lesser attenuation, where f is the frequency removed from the center of the outer channel in the block in kilohertz and where f is greater than 12.5 kHz.

For Band40:

- (i) By a factor of not less than: 43 + 10 log (P) dB on all frequencies between 2305 and 2320 MHz and on all frequencies between 2345 and 2360 MHz that are outside the licensed band(s) of operation, not less than 55 + 10 log (P) dB on all frequencies between 2320 and 2324 MHz and on all frequencies between 2341 and 2345 MHz, not less than 61 + 10 log (P) dB on all frequencies between 2324 and 2328 MHz and on all frequencies between 2337 and 2341 MHz, and not less than 67 + 10 log (P) dB on all frequencies between 2328 and 2337 MHz;
- (ii) By a factor of not less than 43 + 10 log (P) dB on all frequencies between 2300 and 2305 MHz, 55 + 10 log (P) dB on all frequencies between 2296 and 2300 MHz, 61 + 10 log (P) dB on all frequencies between 2292 and 2296 MHz, 67 + 10 log (P) dB on all frequencies between 2288 and 2292 MHz, and 70 + 10 log (P) dB below 2288 MHz;
- (iii) By a factor of not less than 43 + 10 log (P) dB on all frequencies between 2360 and 2365 MHz, and not less than 70 + 10 log (P) dB above 2365 MHz.

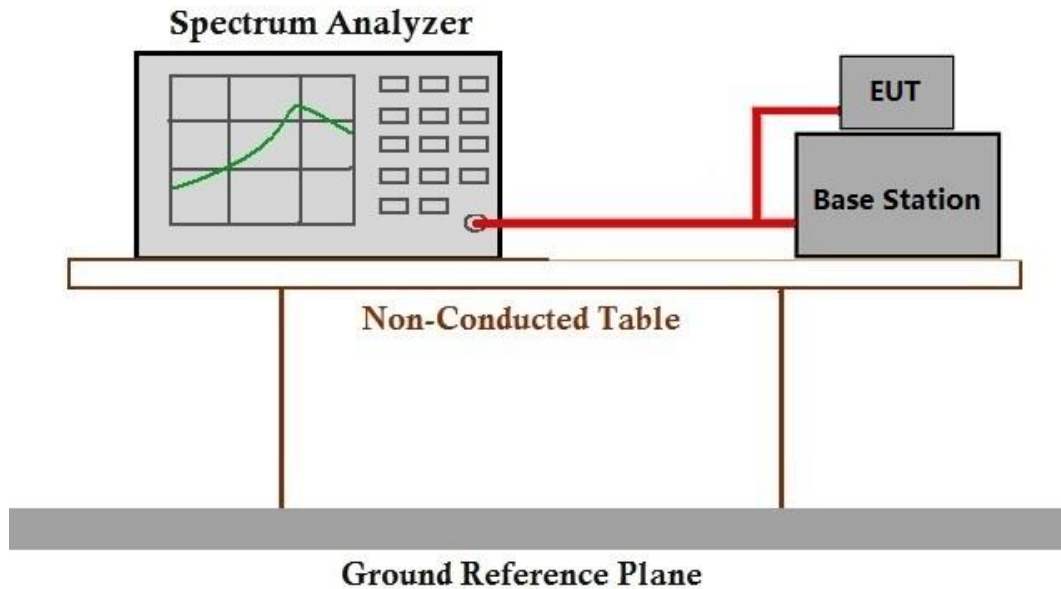
6.5.1 E.U.T. Operation

Operating Environment:
 Temperature: 20.8 °C Humidity: 48.5 % RH Atmospheric Pressure: 1000 mbar
 Test mode 32: TX mode_Keep the EUT in transmitting mode



Unless otherwise agreed in writing, this document is issued by the Company subject to its General Conditions of Service printed overleaf, available on request or accessible at <https://www.sgs.com/en/Terms-and-Conditions>. Attention is drawn to the limitation of liability, indemnification and jurisdiction issues defined therein. Any holder of this document is advised that information contained hereon reflects the Company’s findings at the time of its intervention only and within the limits of Client’s instructions, if any. The Company’s sole responsibility is to its Client and this document does not exonerate parties to a transaction from exercising all their rights and obligations under the transaction documents. This document cannot be reproduced except in full, without prior written approval of the Company. Any unauthorized alteration, forgery or falsification of the content or appearance of this document is unlawful and offenders may be prosecuted to the fullest extent of the law. Unless otherwise stated the results shown in this test report refer only to the sample(s) tested and such sample(s) are retained for 30 days only.

6.5.2 Test Setup Diagram



6.5.3 Measurement Data

Please refer to Appendix for LTE test data.



Unless otherwise agreed in writing, this document is issued by the Company subject to its General Conditions of Service printed overleaf, available on request or accessible at <https://www.sgs.com/en/Terms-and-Conditions>. Attention is drawn to the limitation of liability, indemnification and jurisdiction issues defined therein. Any holder of this document is advised that information contained hereon reflects the Company's findings at the time of its intervention only and within the limits of Client's instructions, if any. The Company's sole responsibility is to its Client and this document does not exonerate parties to a transaction from exercising all their rights and obligations under the transaction documents. This document cannot be reproduced except in full, without prior written approval of the Company. Any unauthorized alteration, forgery or falsification of the content or appearance of this document is unlawful and offenders may be prosecuted to the fullest extent of the law. Unless otherwise stated the results shown in this test report refer only to the sample(s) tested and such sample(s) are retained for 30 days only.

Attention: To check the authenticity of testing /inspection report & certificate, please contact us at telephone: (86-755) 8307 1443, or email: CN.Doccheck@sgs.com

6.6 Field strength of spurious radiation

Test Requirement: §2.1051, §22.917, §24.238, §27.50(g), §27.50(h), §27.50(m), §27.53(a), §90.691
Test Method: ANSI C63.26-2015, KDB 971168 D01 v03r01
Limit: ≤ -13dBm (LTE Band2,4,5,12,17,25,26)

For Band7,38,41:

For mobile digital stations, the attenuation factor shall be not less than 40 + 10 log (P) dB on all frequencies between the channel edge and 5 megahertz from the channel edge, 43 + 10 log (P) dB on all frequencies between 5 megahertz and X megahertz from the channel edge, and 55 + 10 log (P) dB on all frequencies more than X megahertz from the channel edge, where X is the greater of 6 megahertz or the actual emission bandwidth as defined in paragraph (m)(6) of this section. In addition, the attenuation factor shall not be less than 43 + 10 log (P) dB on all frequencies between 2490.5 MHz and 2496 MHz and 55 + 10 log (P) dB at or below 2490.5 MHz. Mobile Satellite Service licensees operating on frequencies below 2495 MHz may also submit a documented interference complaint against BRS licensees operating on channel BRS Channel 1 on the same terms and conditions as adjacent channel BRS or EBS licensees.

For Band26a:

For any frequency removed from the EA licensee's frequency block by up to and including 37.5 kHz, the power of any emission shall be attenuated below the transmitter power (P) in watts by at least 116 Log10(f/6.1) decibels or 50 + 10 Log10(P) decibels or 80 decibels, whichever is the lesser attenuation, where f is the frequency removed from the center of the outer channel in the block in kilohertz and where f is greater than 12.5 kHz.

For Band40:

(i) By a factor of not less than: 43 + 10 log (P) dB on all frequencies between 2305 and 2320 MHz and on all frequencies between 2345 and 2360 MHz that are outside the licensed band(s) of operation, not less than 55 + 10 log (P) dB on all frequencies between 2320 and 2324 MHz and on all frequencies between 2341 and 2345 MHz, not less than 61 + 10 log (P) dB on all frequencies between 2324 and 2328 MHz and on all frequencies between 2337 and 2341 MHz, and not less than 67 + 10 log (P) dB on all frequencies between 2328 and 2337 MHz;

(ii) By a factor of not less than 43 + 10 log (P) dB on all frequencies between 2300 and 2305 MHz, 55 + 10 log (P) dB on all frequencies between 2296 and 2300 MHz, 61 + 10 log (P) dB on all frequencies between 2292 and 2296 MHz, 67 + 10 log (P) dB on all frequencies between 2288 and 2292 MHz, and 70 + 10 log (P) dB below 2288 MHz;

(iii) By a factor of not less than 43 + 10 log (P) dB on all frequencies between 2360 and 2365 MHz, and not less than 70 + 10 log (P) dB above 2365 MHz.

6.6.1 E.U.T. Operation

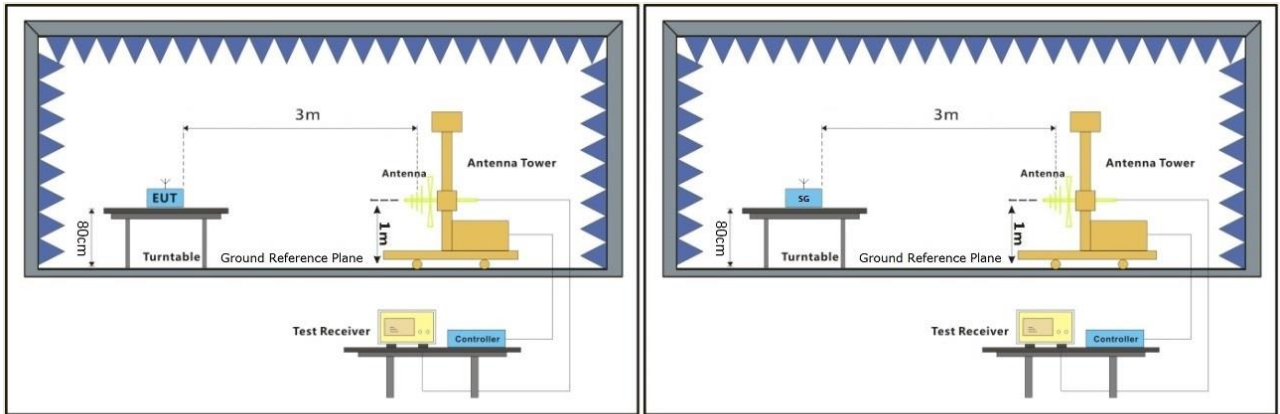
Operating Environment:

Temperature: 22.5 °C Humidity: 47.5 % RH Atmospheric Pressure: 1000 mbar

Test mode 32: TX mode_Keep the EUT in transmitting mode

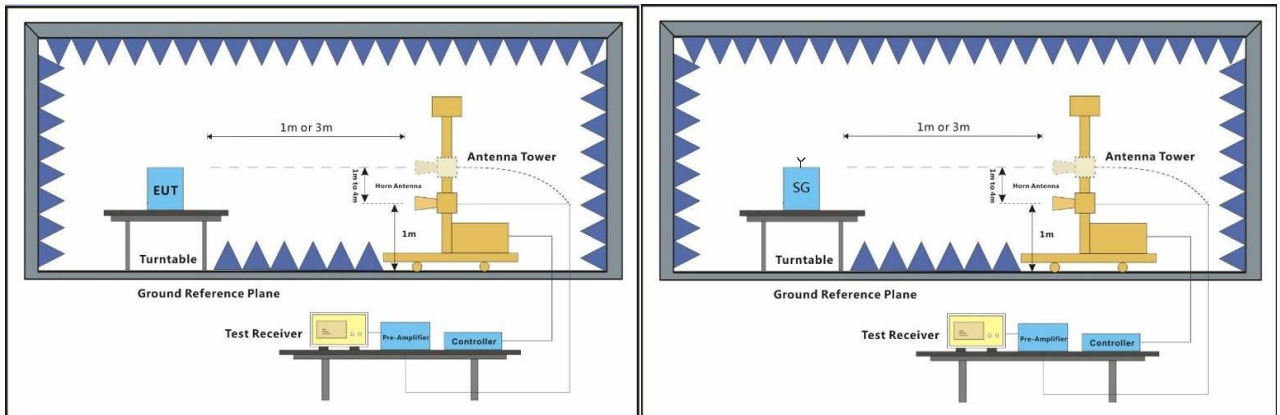


6.6.2 Test Setup Diagram



EUT

Substiute Antenna+Signal Generator



EUT

Substiute Antenna+Signal Generator



Unless otherwise agreed in writing, this document is issued by the Company subject to its General Conditions of Service printed overleaf, available on request or accessible at <https://www.sgs.com/en/Terms-and-Conditions>. Attention is drawn to the limitation of liability, indemnification and jurisdiction issues defined therein. Any holder of this document is advised that information contained hereon reflects the Company's findings at the time of its intervention only and within the limits of Client's instructions, if any. The Company's sole responsibility is to its Client and this document does not exonerate parties to a transaction from exercising all their rights and obligations under the transaction documents. This document cannot be reproduced except in full, without prior written approval of the Company. Any unauthorized alteration, forgery or falsification of the content or appearance of this document is unlawful and offenders may be prosecuted to the fullest extent of the law. Unless otherwise stated the results shown in this test report refer only to the sample(s) tested and such sample(s) are retained for 30 days only.

Attention: To check the authenticity of testing /inspection report & certificate, please contact us at telephone: (86-755) 8307 1443, or email: CN.Doccheck@sgs.com

6.6.3 Measurement Procedure and Data

Test Procedure:

- (1) On a test site, the EUT shall be placed on a turntable and in the position closest to the normal use as declared by the user.
- (2) The test antenna shall be oriented initially for vertical polarization located 3m from the EUT to correspond to the transmitter.
- (3) The output of the antenna shall be connected to the measuring receiver and either a peak or quasi-peak detector was used for the measurement as indicated on the report. The detector selection is based on how close the emission level was approaching the limit.
- (4) The transmitter shall be switched on; if possible, without the modulation and the measurement receiver shall be tuned to the frequency of the transmitter under test.
- (5) The test antenna shall be raised and lowered through the specified range of height until the measuring receiver detects a maximum signal level.
- (6) The transmitter shall then be rotated through 360° in the horizontal plane, until the maximum signal level is detected by the measuring receiver.
- (7) The test antenna shall be raised and lowered again through the specified range of height until the measuring receiver detects a maximum signal level.
- (8) The maximum signal level detected by the measuring receiver shall be noted.
- (9) The measurement shall be repeated with the test antenna set to horizontal polarization.
- (10) Replace the antenna with a proper Antenna (substitution antenna).
- (11) The substitution antenna shall be oriented for vertical polarization and, if necessary, the length of the substitution antenna shall be adjusted to correspond to the frequency of transmitting.
- (12) The substitution antenna shall be connected to a calibrated signal generator.
- (13) If necessary, the input attenuator setting of the measuring receiver shall be adjusted in order to increase the sensitivity of the measuring receiver.
- (14) The test antenna shall be raised and lowered through the specified range of the height to ensure that the maximum signal is received.
- (15) The input signal to substitution antenna shall be adjusted to the level that produces a level detected by the measuring receiver, that is equal to the level noted while the transmitter radiated power was measured, corrected for the change of input attenuation setting of the measuring receiver.
- (16) The input level to the substitution antenna shall be recorded as power level in dBm, corrected for any change of input attenuator setting of the measuring receiver.
- (17) The measurement shall be repeated with the test antenna and the substitution antenna oriented for horizontal polarization.



Unless otherwise agreed in writing, this document is issued by the Company subject to its General Conditions of Service printed overleaf, available on request or accessible at <https://www.sgs.com/en/Terms-and-Conditions>. Attention is drawn to the limitation of liability, indemnification and jurisdiction issues defined therein. Any holder of this document is advised that information contained hereon reflects the Company's findings at the time of its intervention only and within the limits of Client's instructions, if any. The Company's sole responsibility is to its Client and this document does not exonerate parties to a transaction from exercising all their rights and obligations under the transaction documents. This document cannot be reproduced except in full, without prior written approval of the Company. Any unauthorized alteration, forgery or falsification of the content or appearance of this document is unlawful and offenders may be prosecuted to the fullest extent of the law. Unless otherwise stated the results shown in this test report refer only to the sample(s) tested and such sample(s) are retained for 30 days only.

Attention: To check the authenticity of testing /inspection report & certificate, please contact us at telephone: (86-755) 8307 1443, or email: CN.Doccheck@sgs.com

FDD LTE Band2-Low channel, Modulation: QPSK, Bandwidth: 20MHz, 1 RB0								
Frequency (MHz)	EIRP (dBm)	Limit(dBm)	Over Limit (dB)	S.G. Power (dBm)	Cable loss (dB)	Antenna Gain (dBi)	Polarization (H/V)	Result
3700.14	-39	-13	-26	-41.22	6.99	9.21	Horizontal	Pass
5550.21	-47.21	-13	-34.21	-49.53	8.27	10.59	Horizontal	Pass
7400.28	-42.98	-13	-29.98	-46.52	8.19	11.73	Horizontal	Pass
3700.14	-40	-13	-27	-42.22	6.99	9.21	Vertical	Pass
5550.21	-46.72	-13	-33.72	-49.04	8.27	10.59	Vertical	Pass
7400.28	-43.26	-13	-30.26	-46.8	8.19	11.73	Vertical	Pass

FDD LTE Band2-Middle channel, Modulation: QPSK, Bandwidth: 20MHz, 1 RB0								
Frequency (MHz)	EIRP (dBm)	Limit(dBm)	Over Limit (dB)	S.G. Power (dBm)	Cable loss (dB)	Antenna Gain (dBi)	Polarization (H/V)	Result
3758.74	-40.18	-13	-27.18	-42.4	6.99	9.21	Horizontal	Pass
5638.11	-47.34	-13	-34.34	-49.66	8.27	10.59	Horizontal	Pass
7517.48	-42.96	-13	-29.96	-46.79	8.43	12.26	Horizontal	Pass
3758.74	-40.83	-13	-27.83	-43.05	6.99	9.21	Vertical	Pass
5638.11	-47.44	-13	-34.44	-49.76	8.27	10.59	Vertical	Pass
7517.48	-43.39	-13	-30.39	-47.22	8.43	12.26	Vertical	Pass

FDD LTE Band2-High channel, Modulation: QPSK, Bandwidth: 20MHz, 1 RB0								
Frequency (MHz)	EIRP (dBm)	Limit(dBm)	Over Limit (dB)	S.G. Power (dBm)	Cable loss (dB)	Antenna Gain (dBi)	Polarization (H/V)	Result
3817.34	-39.82	-13	-26.82	-42.04	6.99	9.21	Horizontal	Pass
5726.01	-48.06	-13	-35.06	-50.38	8.27	10.59	Horizontal	Pass
7634.68	-44.3	-13	-31.3	-48.13	8.43	12.26	Horizontal	Pass
3817.34	-39.91	-13	-26.91	-42.13	6.99	9.21	Vertical	Pass
5726.01	-47.89	-13	-34.89	-50.21	8.27	10.59	Vertical	Pass
7634.68	-43.77	-13	-30.77	-47.6	8.43	12.26	Vertical	Pass



Unless otherwise agreed in writing, this document is issued by the Company subject to its General Conditions of Service printed overleaf, available on request or accessible at <https://www.sgs.com/en/Terms-and-Conditions>. Attention is drawn to the limitation of liability, indemnification and jurisdiction issues defined therein. Any holder of this document is advised that information contained hereon reflects the Company's findings at the time of its intervention only and within the limits of Client's instructions, if any. The Company's sole responsibility is to its Client and this document does not exonerate parties to a transaction from exercising all their rights and obligations under the transaction documents. This document cannot be reproduced except in full, without prior written approval of the Company. Any unauthorized alteration, forgery or falsification of the content or appearance of this document is unlawful and offenders may be prosecuted to the fullest extent of the law. Unless otherwise stated the results shown in this test report refer only to the sample(s) tested and such sample(s) are retained for 30 days only.

Attention: To check the authenticity of testing /inspection report & certificate, please contact us at telephone: (86-755) 8307 1443, or email: CN.Doccheck@sgs.com

FDD LTE Band4-Low channel, Modulation: QPSK, Bandwidth: 20MHz, 1 RB0								
Frequency (MHz)	EIRP (dBm)	Limit(dBm)	Over Limit (dB)	S.G. Power (dBm)	Cable loss (dB)	Antenna Gain (dBi)	Polarization (H/V)	Result
3420.14	-41.59	-13	-28.59	-44.17	5.72	8.3	Horizontal	Pass
5130.21	-48.2	-13	-35.2	-50.2	8.3	10.3	Horizontal	Pass
6840.28	-45.27	-13	-32.27	-48.82	7.7	11.25	Horizontal	Pass
3420.14	-40.21	-13	-27.21	-42.79	5.72	8.3	Vertical	Pass
5130.21	-47.31	-13	-34.31	-49.31	8.3	10.3	Vertical	Pass
6840.28	-45.57	-13	-32.57	-49.12	7.7	11.25	Vertical	Pass

FDD LTE Band4-Middle channel, Modulation: QPSK, Bandwidth: 20MHz, 1 RB0								
Frequency (MHz)	EIRP (dBm)	Limit(dBm)	Over Limit (dB)	S.G. Power (dBm)	Cable loss (dB)	Antenna Gain (dBi)	Polarization (H/V)	Result
3463.74	-41.21	-13	-28.21	-43.79	5.72	8.3	Horizontal	Pass
5195.61	-48.16	-13	-35.16	-50.16	8.3	10.3	Horizontal	Pass
6927.48	-43.42	-13	-30.42	-46.97	7.7	11.25	Horizontal	Pass
3463.74	-40.07	-13	-27.07	-42.65	5.72	8.3	Vertical	Pass
5195.61	-48	-13	-35	-50	8.3	10.3	Vertical	Pass
6927.48	-45.89	-13	-32.89	-49.44	7.7	11.25	Vertical	Pass

FDD LTE Band4-High channel, Modulation: QPSK, Bandwidth: 20MHz, 1 RB0								
Frequency (MHz)	EIRP (dBm)	Limit(dBm)	Over Limit (dB)	S.G. Power (dBm)	Cable loss (dB)	Antenna Gain (dBi)	Polarization (H/V)	Result
3507.34	-41.97	-13	-28.97	-44.19	6.99	9.21	Horizontal	Pass
5261.01	-46.56	-13	-33.56	-48.56	8.3	10.3	Horizontal	Pass
7014.68	-45.65	-13	-32.65	-49.19	8.19	11.73	Horizontal	Pass
3507.34	-40.92	-13	-27.92	-43.14	6.99	9.21	Vertical	Pass
5261.01	-46.81	-13	-33.81	-48.81	8.3	10.3	Vertical	Pass
7014.68	-44.51	-13	-31.51	-48.05	8.19	11.73	Vertical	Pass



Unless otherwise agreed in writing, this document is issued by the Company subject to its General Conditions of Service printed overleaf, available on request or accessible at <https://www.sgs.com/en/Terms-and-Conditions>. Attention is drawn to the limitation of liability, indemnification and jurisdiction issues defined therein. Any holder of this document is advised that information contained hereon reflects the Company's findings at the time of its intervention only and within the limits of Client's instructions, if any. The Company's sole responsibility is to its Client and this document does not exonerate parties to a transaction from exercising all their rights and obligations under the transaction documents. This document cannot be reproduced except in full, without prior written approval of the Company. Any unauthorized alteration, forgery or falsification of the content or appearance of this document is unlawful and offenders may be prosecuted to the fullest extent of the law. Unless otherwise stated the results shown in this test report refer only to the sample(s) tested and such sample(s) are retained for 30 days only.

Attention: To check the authenticity of testing /inspection report & certificate, please contact us at telephone: (86-755) 8307 1443, or email: CN.Doccheck@sgs.com

SGS-CSTC Standards Technical Services Co., Ltd. Shenzhen Branch Technical Services Co., Ltd. Laboratory.
 No.1 Workshop, M-10, Middle Section, Science & Technology Park, Nanshan District, Shenzhen, Guangdong, China 518057 t (86-755) 26012053 f (86-755) 26710594 www.sgs.com.cn
 中国·广东·深圳市南山区科技园中区M-10栋1号厂房 邮编: 518057 t (86-755) 26012053 f (86-755) 26710594 sgs.china@sgs.com

FDD LTE Band5-Low channel, Modulation: QPSK, Bandwidth: 10MHz, 1 RB0								
Frequency (MHz)	EIRP (dBm)	Limit(dBm)	Over Limit (dB)	S.G. Power (dBm)	Cable loss (dB)	Antenna Gain (dBi)	Polarization (H/V)	Result
1648.14	-20.82	-13	-7.82	-22.33	3.77	7.43	Horizontal	Pass
2472.21	-18.98	-13	-5.98	-19.16	4.75	7.08	Horizontal	Pass
3296.28	-23.66	-13	-10.66	-24.09	5.72	8.3	Horizontal	Pass
1648.14	-20.26	-13	-7.26	-21.77	3.77	7.43	Vertical	Pass
2472.21	-19.14	-13	-6.14	-19.32	4.75	7.08	Vertical	Pass
3296.28	-23.54	-13	-10.54	-23.97	5.72	8.3	Vertical	Pass

FDD LTE Band5-Middle channel, Modulation: QPSK, Bandwidth: 10MHz, 1 RB0								
Frequency (MHz)	EIRP (dBm)	Limit(dBm)	Over Limit (dB)	S.G. Power (dBm)	Cable loss (dB)	Antenna Gain (dBi)	Polarization (H/V)	Result
1671.74	-20.01	-13	-7.01	-21.52	3.77	7.43	Horizontal	Pass
2507.61	-18.35	-13	-5.35	-18.67	5.13	7.6	Horizontal	Pass
3343.48	-23.14	-13	-10.14	-23.57	5.72	8.3	Horizontal	Pass
1671.74	-20.45	-13	-7.45	-21.96	3.77	7.43	Vertical	Pass
2507.61	-17.15	-13	-4.15	-17.47	5.13	7.6	Vertical	Pass
3343.48	-21.82	-13	-8.82	-22.25	5.72	8.3	Vertical	Pass

FDD LTE Band5-High channel, Modulation: QPSK, Bandwidth: 10MHz, 1 RB0								
Frequency (MHz)	EIRP (dBm)	Limit(dBm)	Over Limit (dB)	S.G. Power (dBm)	Cable loss (dB)	Antenna Gain (dBi)	Polarization (H/V)	Result
1695.34	-20.66	-13	-7.66	-22.17	3.77	7.43	Horizontal	Pass
2543.01	-17.98	-13	-4.98	-18.3	5.13	7.6	Horizontal	Pass
3390.68	-22.26	-13	-9.26	-22.69	5.72	8.3	Horizontal	Pass
1695.34	-20.04	-13	-7.04	-21.55	3.77	7.43	Vertical	Pass
2543.01	-17.06	-13	-4.06	-17.38	5.13	7.6	Vertical	Pass
3390.68	-22.69	-13	-9.69	-23.12	5.72	8.3	Vertical	Pass



Unless otherwise agreed in writing, this document is issued by the Company subject to its General Conditions of Service printed overleaf, available on request or accessible at <https://www.sgs.com/en/Terms-and-Conditions>. Attention is drawn to the limitation of liability, indemnification and jurisdiction issues defined therein. Any holder of this document is advised that information contained hereon reflects the Company's findings at the time of its intervention only and within the limits of Client's instructions, if any. The Company's sole responsibility is to its Client and this document does not exonerate parties to a transaction from exercising all their rights and obligations under the transaction documents. This document cannot be reproduced except in full, without prior written approval of the Company. Any unauthorized alteration, forgery or falsification of the content or appearance of this document is unlawful and offenders may be prosecuted to the fullest extent of the law. Unless otherwise stated the results shown in this test report refer only to the sample(s) tested and such sample(s) are retained for 30 days only.

Attention: To check the authenticity of testing /inspection report & certificate, please contact us at telephone: (86-755) 8307 1443, or email: CN.Doccheck@sgs.com

FDD LTE Band7-Low channel, Modulation: QPSK, Bandwidth: 20MHz, 1 RB0								
Frequency (MHz)	EIRP (dBm)	Limit(dBm)	Over Limit (dB)	S.G. Power (dBm)	Cable loss (dB)	Antenna Gain (dBi)	Polarization (H/V)	Result
5000.5	-41.52	-25	-16.52	-43.52	8.3	10.3	Horizontal	Pass
7500.75	-42.96	-25	-17.96	-46.79	8.43	12.26	Horizontal	Pass
10001	-41.34	-25	-16.34	-43.59	11.12	13.37	Horizontal	Pass
5000.5	-42.09	-25	-17.09	-44.09	8.3	10.3	Vertical	Pass
7500.75	-43.2	-25	-18.2	-47.03	8.43	12.26	Vertical	Pass
10001	-41.29	-25	-16.29	-43.54	11.12	13.37	Vertical	Pass

FDD LTE Band7-Middle channel, Modulation: QPSK, Bandwidth: 20MHz, 1 RB0								
Frequency (MHz)	EIRP (dBm)	Limit(dBm)	Over Limit (dB)	S.G. Power (dBm)	Cable loss (dB)	Antenna Gain (dBi)	Polarization (H/V)	Result
5065.5	-42.3	-25	-17.3	-44.3	8.3	10.3	Horizontal	Pass
7598.25	-44.3	-25	-19.3	-48.13	8.43	12.26	Horizontal	Pass
10131	-40.5	-25	-15.5	-42.75	11.12	13.37	Horizontal	Pass
5065.5	-42.92	-25	-17.92	-44.92	8.3	10.3	Vertical	Pass
7598.25	-44.03	-25	-19.03	-47.86	8.43	12.26	Vertical	Pass
10131	-40.12	-25	-15.12	-42.37	11.12	13.37	Vertical	Pass

FDD LTE Band7-High channel, Modulation: QPSK, Bandwidth: 20MHz, 1 RB0								
Frequency (MHz)	EIRP (dBm)	Limit(dBm)	Over Limit (dB)	S.G. Power (dBm)	Cable loss (dB)	Antenna Gain (dBi)	Polarization (H/V)	Result
5130.5	-43.08	-25	-18.08	-45.08	8.3	10.3	Horizontal	Pass
7695.75	-44.59	-25	-19.59	-48.42	8.43	12.26	Horizontal	Pass
10261	-41.82	-25	-16.82	-44.07	11.12	13.37	Horizontal	Pass
5130.5	-42.07	-25	-17.07	-44.07	8.3	10.3	Vertical	Pass
7695.75	-44.16	-25	-19.16	-47.99	8.43	12.26	Vertical	Pass
10261	-41.47	-25	-16.47	-43.72	11.12	13.37	Vertical	Pass



Unless otherwise agreed in writing, this document is issued by the Company subject to its General Conditions of Service printed overleaf, available on request or accessible at <https://www.sgs.com/en/Terms-and-Conditions>. Attention is drawn to the limitation of liability, indemnification and jurisdiction issues defined therein. Any holder of this document is advised that information contained hereon reflects the Company's findings at the time of its intervention only and within the limits of Client's instructions, if any. The Company's sole responsibility is to its Client and this document does not exonerate parties to a transaction from exercising all their rights and obligations under the transaction documents. This document cannot be reproduced except in full, without prior written approval of the Company. Any unauthorized alteration, forgery or falsification of the content or appearance of this document is unlawful and offenders may be prosecuted to the fullest extent of the law. Unless otherwise stated the results shown in this test report refer only to the sample(s) tested and such sample(s) are retained for 30 days only.

Attention: To check the authenticity of testing /inspection report & certificate, please contact us at telephone: (86-755) 8307 1443, or email: CN.Doccheck@sgs.com

FDD LTE Band12-Low channel, Modulation: QPSK, Bandwidth: 10MHz, 1 RB0								
Frequency (MHz)	EIRP (dBm)	Limit(dBm)	Over Limit (dB)	S.G. Power (dBm)	Cable loss (dB)	Antenna Gain (dBi)	Polarization (H/V)	Result
1398.14	-35.21	-13	-22.21	-35.59	2.64	5.17	Horizontal	Pass
2097.21	-34.4	-13	-21.4	-34.58	4.75	7.08	Horizontal	Pass
2796.28	-54.02	-13	-41.02	-54.34	5.13	7.6	Horizontal	Pass
1398.14	-33.92	-13	-20.92	-34.3	2.64	5.17	Vertical	Pass
2097.21	-33.78	-13	-20.78	-33.96	4.75	7.08	Vertical	Pass
2796.28	-55.43	-13	-42.43	-55.75	5.13	7.6	Vertical	Pass

FDD LTE Band12-Middle channel, Modulation: QPSK, Bandwidth: 10MHz, 1 RB0								
Frequency (MHz)	EIRP (dBm)	Limit(dBm)	Over Limit (dB)	S.G. Power (dBm)	Cable loss (dB)	Antenna Gain (dBi)	Polarization (H/V)	Result
1413.74	-35.16	-13	-22.16	-35.54	2.64	5.17	Horizontal	Pass
2120.61	-34.68	-13	-21.68	-34.86	4.75	7.08	Horizontal	Pass
2827.48	-54.37	-13	-41.37	-54.69	5.13	7.6	Horizontal	Pass
1413.74	-35.94	-13	-22.94	-36.32	2.64	5.17	Vertical	Pass
2120.61	-34.91	-13	-21.91	-35.09	4.75	7.08	Vertical	Pass
2827.48	-52.49	-13	-39.49	-52.81	5.13	7.6	Vertical	Pass

FDD LTE Band12-High channel, Modulation: QPSK, Bandwidth: 10MHz, 1 RB0								
Frequency (MHz)	EIRP (dBm)	Limit(dBm)	Over Limit (dB)	S.G. Power (dBm)	Cable loss (dB)	Antenna Gain (dBi)	Polarization (H/V)	Result
1429.34	-35.3	-13	-22.3	-35.68	2.64	5.17	Horizontal	Pass
2144.01	-34.65	-13	-21.65	-34.83	4.75	7.08	Horizontal	Pass
2858.68	-53.49	-13	-40.49	-53.81	5.13	7.6	Horizontal	Pass
1429.34	-34.78	-13	-21.78	-35.16	2.64	5.17	Vertical	Pass
2144.01	-35.72	-13	-22.72	-35.9	4.75	7.08	Vertical	Pass
2858.68	-54	-13	-41	-54.32	5.13	7.6	Vertical	Pass



Unless otherwise agreed in writing, this document is issued by the Company subject to its General Conditions of Service printed overleaf, available on request or accessible at <https://www.sgs.com/en/Terms-and-Conditions>. Attention is drawn to the limitation of liability, indemnification and jurisdiction issues defined therein. Any holder of this document is advised that information contained hereon reflects the Company's findings at the time of its intervention only and within the limits of Client's instructions, if any. The Company's sole responsibility is to its Client and this document does not exonerate parties to a transaction from exercising all their rights and obligations under the transaction documents. This document cannot be reproduced except in full, without prior written approval of the Company. Any unauthorized alteration, forgery or falsification of the content or appearance of this document is unlawful and offenders may be prosecuted to the fullest extent of the law. Unless otherwise stated the results shown in this test report refer only to the sample(s) tested and such sample(s) are retained for 30 days only.

Attention: To check the authenticity of testing /inspection report & certificate, please contact us at telephone: (86-755) 8307 1443, or email: CN.Doccheck@sgs.com

FDD LTE Band17-Low channel, Modulation: QPSK, Bandwidth: 10MHz, 1 RB0								
Frequency (MHz)	EIRP (dBm)	Limit(dBm)	Over Limit (dB)	S.G. Power (dBm)	Cable loss (dB)	Antenna Gain (dBi)	Polarization (H/V)	Result
1409	-39.31	-13	-26.31	-39.69	2.64	5.17	Horizontal	Pass
2113.5	-35.81	-13	-22.81	-35.99	4.75	7.08	Horizontal	Pass
2818	-54.21	-13	-41.21	-54.53	5.13	7.6	Horizontal	Pass
1409	-38.84	-13	-25.84	-39.22	2.64	5.17	Vertical	Pass
2113.5	-35.07	-13	-22.07	-35.25	4.75	7.08	Vertical	Pass
2818	-53.5	-13	-40.5	-53.82	5.13	7.6	Vertical	Pass

FDD LTE Band17-Middle channel, Modulation: QPSK, Bandwidth: 10MHz, 1 RB0								
Frequency (MHz)	EIRP (dBm)	Limit(dBm)	Over Limit (dB)	S.G. Power (dBm)	Cable loss (dB)	Antenna Gain (dBi)	Polarization (H/V)	Result
1411	-38.86	-13	-25.86	-39.24	2.64	5.17	Horizontal	Pass
2116.5	-34.89	-13	-21.89	-35.07	4.75	7.08	Horizontal	Pass
2822	-54.49	-13	-41.49	-54.81	5.13	7.6	Horizontal	Pass
1411	-38.76	-13	-25.76	-39.14	2.64	5.17	Vertical	Pass
2116.5	-35.96	-13	-22.96	-36.14	4.75	7.08	Vertical	Pass
2822	-53.33	-13	-40.33	-53.65	5.13	7.6	Vertical	Pass

FDD LTE Band17-High channel, Modulation: QPSK, Bandwidth: 10MHz, 1 RB0								
Frequency (MHz)	EIRP (dBm)	Limit(dBm)	Over Limit (dB)	S.G. Power (dBm)	Cable loss (dB)	Antenna Gain (dBi)	Polarization (H/V)	Result
1413	-39.3	-13	-26.3	-39.68	2.64	5.17	Horizontal	Pass
2119.5	-34.97	-13	-21.97	-35.15	4.75	7.08	Horizontal	Pass
2826	-53.63	-13	-40.63	-53.95	5.13	7.6	Horizontal	Pass
1413	-38.69	-13	-25.69	-39.07	2.64	5.17	Vertical	Pass
2119.5	-35.84	-13	-22.84	-36.02	4.75	7.08	Vertical	Pass
2826	-53.21	-13	-40.21	-53.53	5.13	7.6	Vertical	Pass



Unless otherwise agreed in writing, this document is issued by the Company subject to its General Conditions of Service printed overleaf, available on request or accessible at <https://www.sgs.com/en/Terms-and-Conditions>. Attention is drawn to the limitation of liability, indemnification and jurisdiction issues defined therein. Any holder of this document is advised that information contained hereon reflects the Company's findings at the time of its intervention only and within the limits of Client's instructions, if any. The Company's sole responsibility is to its Client and this document does not exonerate parties to a transaction from exercising all their rights and obligations under the transaction documents. This document cannot be reproduced except in full, without prior written approval of the Company. Any unauthorized alteration, forgery or falsification of the content or appearance of this document is unlawful and offenders may be prosecuted to the fullest extent of the law. Unless otherwise stated the results shown in this test report refer only to the sample(s) tested and such sample(s) are retained for 30 days only.

Attention: To check the authenticity of testing /inspection report & certificate, please contact us at telephone: (86-755) 8307 1443, or email: CN.Doccheck@sgs.com

FDD LTE Band25-Low channel, Modulation: QPSK, Bandwidth: 20MHz, 1 RB0								
Frequency (MHz)	EIRP (dBm)	Limit(dBm)	Over Limit (dB)	S.G. Power (dBm)	Cable loss (dB)	Antenna Gain (dBi)	Polarization (H/V)	Result
3700.14	-38.42	-13	-25.42	-40.64	6.99	9.21	Horizontal	Pass
5550.21	-46.6	-13	-33.6	-48.92	8.27	10.59	Horizontal	Pass
7400.28	-43.07	-13	-30.07	-46.61	8.19	11.73	Horizontal	Pass
3700.14	-38.54	-13	-25.54	-40.76	6.99	9.21	Vertical	Pass
5550.21	-47.61	-13	-34.61	-49.93	8.27	10.59	Vertical	Pass
7400.28	-43.5	-13	-30.5	-47.04	8.19	11.73	Vertical	Pass

FDD LTE Band25-Middle channel, Modulation: QPSK, Bandwidth: 20MHz, 1 RB0								
Frequency (MHz)	EIRP (dBm)	Limit(dBm)	Over Limit (dB)	S.G. Power (dBm)	Cable loss (dB)	Antenna Gain (dBi)	Polarization (H/V)	Result
3763.74	-40.19	-13	-27.19	-42.41	6.99	9.21	Horizontal	Pass
5645.61	-48.07	-13	-35.07	-50.39	8.27	10.59	Horizontal	Pass
7527.48	-43.22	-13	-30.22	-47.05	8.43	12.26	Horizontal	Pass
3763.74	-39.35	-13	-26.35	-41.57	6.99	9.21	Vertical	Pass
5645.61	-48	-13	-35	-50.32	8.27	10.59	Vertical	Pass
7527.48	-41.91	-13	-28.91	-45.74	8.43	12.26	Vertical	Pass

FDD LTE Band25-High channel, Modulation: QPSK, Bandwidth: 20MHz, 1 RB0								
Frequency (MHz)	EIRP (dBm)	Limit(dBm)	Over Limit (dB)	S.G. Power (dBm)	Cable loss (dB)	Antenna Gain (dBi)	Polarization (H/V)	Result
3827.34	-38.98	-13	-25.98	-41.2	6.99	9.21	Horizontal	Pass
5741.01	-47.7	-13	-34.7	-50.02	8.27	10.59	Horizontal	Pass
7654.68	-43.98	-13	-30.98	-47.81	8.43	12.26	Horizontal	Pass
3827.34	-39.05	-13	-26.05	-41.27	6.99	9.21	Vertical	Pass
5741.01	-48.26	-13	-35.26	-50.58	8.27	10.59	Vertical	Pass
7654.68	-44.15	-13	-31.15	-47.98	8.43	12.26	Vertical	Pass



Unless otherwise agreed in writing, this document is issued by the Company subject to its General Conditions of Service printed overleaf, available on request or accessible at <https://www.sgs.com/en/Terms-and-Conditions>. Attention is drawn to the limitation of liability, indemnification and jurisdiction issues defined therein. Any holder of this document is advised that information contained hereon reflects the Company's findings at the time of its intervention only and within the limits of Client's instructions, if any. The Company's sole responsibility is to its Client and this document does not exonerate parties to a transaction from exercising all their rights and obligations under the transaction documents. This document cannot be reproduced except in full, without prior written approval of the Company. Any unauthorized alteration, forgery or falsification of the content or appearance of this document is unlawful and offenders may be prosecuted to the fullest extent of the law. Unless otherwise stated the results shown in this test report refer only to the sample(s) tested and such sample(s) are retained for 30 days only.

Attention: To check the authenticity of testing /inspection report & certificate, please contact us at telephone: (86-755) 8307 1443, or email: CN.Doccheck@sgs.com

FDD LTE Band26-Low channel, Modulation: QPSK, Bandwidth: 15MHz, 1 RB0								
Frequency (MHz)	EIRP (dBm)	Limit(dBm)	Over Limit (dB)	S.G. Power (dBm)	Cable loss (dB)	Antenna Gain (dBi)	Polarization (H/V)	Result
1629.4	-23.58	-13	-10.58	-25.09	3.77	7.43	Horizontal	Pass
2444.1	-19.45	-13	-6.45	-19.63	4.75	7.08	Horizontal	Pass
3258.8	-33.66	-13	-20.66	-34.09	5.72	8.3	Horizontal	Pass
1629.4	-23.43	-13	-10.43	-24.94	3.77	7.43	Vertical	Pass
2444.1	-18.33	-13	-5.33	-18.51	4.75	7.08	Vertical	Pass
3258.8	-32.83	-13	-19.83	-33.26	5.72	8.3	Vertical	Pass

FDD LTE Band26-Middle channel, Modulation: QPSK, Bandwidth: 15MHz, 1 RB0								
Frequency (MHz)	EIRP (dBm)	Limit(dBm)	Over Limit (dB)	S.G. Power (dBm)	Cable loss (dB)	Antenna Gain (dBi)	Polarization (H/V)	Result
1662	-23.05	-13	-10.05	-24.56	3.77	7.43	Horizontal	Pass
2493	-16.88	-13	-3.88	-17.06	4.75	7.08	Horizontal	Pass
3324	-32.61	-13	-19.61	-33.04	5.72	8.3	Horizontal	Pass
1662	-23.23	-13	-10.23	-24.74	3.77	7.43	Vertical	Pass
2493	-18.19	-13	-5.19	-18.37	4.75	7.08	Vertical	Pass
3324	-32.87	-13	-19.87	-33.3	5.72	8.3	Vertical	Pass

FDD LTE Band26-High channel, Modulation: QPSK, Bandwidth: 15MHz, 1 RB0								
Frequency (MHz)	EIRP (dBm)	Limit(dBm)	Over Limit (dB)	S.G. Power (dBm)	Cable loss (dB)	Antenna Gain (dBi)	Polarization (H/V)	Result
1696.6	-23.09	-13	-10.09	-24.6	3.77	7.43	Horizontal	Pass
2544.9	-17.72	-13	-4.72	-18.04	5.13	7.6	Horizontal	Pass
3393.2	-32.47	-13	-19.47	-32.9	5.72	8.3	Horizontal	Pass
1696.6	-23.56	-13	-10.56	-25.07	3.77	7.43	Vertical	Pass
2544.9	-16.41	-13	-3.41	-16.73	5.13	7.6	Vertical	Pass
3393.2	-33.33	-13	-20.33	-33.76	5.72	8.3	Vertical	Pass



Unless otherwise agreed in writing, this document is issued by the Company subject to its General Conditions of Service printed overleaf, available on request or accessible at <https://www.sgs.com/en/Terms-and-Conditions>. Attention is drawn to the limitation of liability, indemnification and jurisdiction issues defined therein. Any holder of this document is advised that information contained hereon reflects the Company's findings at the time of its intervention only and within the limits of Client's instructions, if any. The Company's sole responsibility is to its Client and this document does not exonerate parties to a transaction from exercising all their rights and obligations under the transaction documents. This document cannot be reproduced except in full, without prior written approval of the Company. Any unauthorized alteration, forgery or falsification of the content or appearance of this document is unlawful and offenders may be prosecuted to the fullest extent of the law. Unless otherwise stated the results shown in this test report refer only to the sample(s) tested and such sample(s) are retained for 30 days only.

Attention: To check the authenticity of testing /inspection report & certificate, please contact us at telephone: (86-755) 8307 1443, or email: CN.Doccheck@sgs.com

FDD LTE Band38-Low channel, Modulation: QPSK, Bandwidth: 20MHz, 1 RB0								
Frequency (MHz)	EIRP (dBm)	Limit(dBm)	Over Limit (dB)	S.G. Power (dBm)	Cable loss (dB)	Antenna Gain (dBi)	Polarization (H/V)	Result
5140.5	-47.5	-25	-22.5	-49.5	8.3	10.3	Horizontal	Pass
7710.75	-44.78	-25	-19.78	-48.61	8.43	12.26	Horizontal	Pass
10281	-41.71	-25	-16.71	-43.96	11.12	13.37	Horizontal	Pass
5140.5	-47.2	-25	-22.2	-49.2	8.3	10.3	Vertical	Pass
7710.75	-45.18	-25	-20.18	-49.01	8.43	12.26	Vertical	Pass
10281	-41.71	-25	-16.71	-43.96	11.12	13.37	Vertical	Pass

FDD LTE Band38-Middle channel, Modulation: QPSK, Bandwidth: 20MHz, 1 RB0								
Frequency (MHz)	EIRP (dBm)	Limit(dBm)	Over Limit (dB)	S.G. Power (dBm)	Cable loss (dB)	Antenna Gain (dBi)	Polarization (H/V)	Result
5185.5	-48.45	-25	-23.45	-50.45	8.3	10.3	Horizontal	Pass
7778.25	-43.63	-25	-18.63	-47.46	8.43	12.26	Horizontal	Pass
10371	-42.75	-25	-17.75	-45	11.12	13.37	Horizontal	Pass
5185.5	-48.14	-25	-23.14	-50.14	8.3	10.3	Vertical	Pass
7778.25	-43.45	-25	-18.45	-47.28	8.43	12.26	Vertical	Pass
10371	-42.28	-25	-17.28	-44.53	11.12	13.37	Vertical	Pass

FDD LTE Band38-High channel, Modulation: QPSK, Bandwidth: 20MHz, 1 RB0								
Frequency (MHz)	EIRP (dBm)	Limit(dBm)	Over Limit (dB)	S.G. Power (dBm)	Cable loss (dB)	Antenna Gain (dBi)	Polarization (H/V)	Result
5230.5	-47.12	-25	-22.12	-49.12	8.3	10.3	Horizontal	Pass
7845.75	-44.55	-25	-19.55	-48.38	8.43	12.26	Horizontal	Pass
10461	-41.15	-25	-16.15	-43.4	11.12	13.37	Horizontal	Pass
5230.5	-46.68	-25	-21.68	-48.68	8.3	10.3	Vertical	Pass
7845.75	-43.97	-25	-18.97	-47.8	8.43	12.26	Vertical	Pass
10461	-41.43	-25	-16.43	-43.68	11.12	13.37	Vertical	Pass



Unless otherwise agreed in writing, this document is issued by the Company subject to its General Conditions of Service printed overleaf, available on request or accessible at <https://www.sgs.com/en/Terms-and-Conditions>. Attention is drawn to the limitation of liability, indemnification and jurisdiction issues defined therein. Any holder of this document is advised that information contained hereon reflects the Company's findings at the time of its intervention only and within the limits of Client's instructions, if any. The Company's sole responsibility is to its Client and this document does not exonerate parties to a transaction from exercising all their rights and obligations under the transaction documents. This document cannot be reproduced except in full, without prior written approval of the Company. Any unauthorized alteration, forgery or falsification of the content or appearance of this document is unlawful and offenders may be prosecuted to the fullest extent of the law. Unless otherwise stated the results shown in this test report refer only to the sample(s) tested and such sample(s) are retained for 30 days only.

Attention: To check the authenticity of testing /inspection report & certificate, please contact us at telephone: (86-755) 8307 1443, or email: CN.Doccheck@sgs.com

SGS-CSTC Standards Technical Services Co., Ltd. Shenzhen Branch Laboratory. No.1 Workshop, M-10, Middle Section, Science & Technology Park, Nanshan District, Shenzhen, Guangdong, China 518057 t (86-755) 26012053 f (86-755) 26710594 www.sgs.com.cn
 中国·广东·深圳市南山区科技园中区M-10栋1号厂房 邮编: 518057 t (86-755) 26012053 f (86-755) 26710594 sgs.china@sgs.com

SGS-CSTC Standards Technical Services Co., Ltd. Shenzhen Branch

SZEMC-TRF-01 Rev. A/1

Report No.: SZCR231100351404

Page:

34 of 37

FDD LTE Band40a-Middle channel, Modulation: QPSK, Bandwidth: 10MHz, 1 RB0								
Frequency (MHz)	EIRP (dBm)	Limit(dBm)	Over Limit (dB)	S.G. Power (dBm)	Cable loss (dB)	Antenna Gain (dBi)	Polarization (H/V)	Result
4600.5	-49.19	-40	-9.19	-51.78	7.47	10.06	Horizontal	Pass
6900.75	-45.4	-40	-5.4	-48.95	7.7	11.25	Horizontal	Pass
9201	-41.04	-40	-1.04	-43.75	10.75	13.46	Horizontal	Pass
4600.5	-48.36	-40	-8.36	-50.95	7.47	10.06	Vertical	Pass
6900.75	-44.48	-40	-4.48	-48.03	7.7	11.25	Vertical	Pass
9201	-42.33	-40	-2.33	-45.04	10.75	13.46	Vertical	Pass

FDD LTE Band40b-Middle channel, Modulation: QPSK, Bandwidth: 10MHz, 1 RB0								
Frequency (MHz)	EIRP (dBm)	Limit(dBm)	Over Limit (dB)	S.G. Power (dBm)	Cable loss (dB)	Antenna Gain (dBi)	Polarization (H/V)	Result
4695.5	-48.82	-40	-8.82	-51.41	7.47	10.06	Horizontal	Pass
7043.25	-44.03	-40	-4.03	-47.57	8.19	11.73	Horizontal	Pass
9391	-41.44	-40	-1.44	-44.15	10.75	13.46	Horizontal	Pass
4695.5	-48.41	-40	-8.41	-51	7.47	10.06	Vertical	Pass
7043.25	-44.44	-40	-4.44	-47.98	8.19	11.73	Vertical	Pass
9391	-42.41	-40	-2.41	-45.12	10.75	13.46	Vertical	Pass



Unless otherwise agreed in writing, this document is issued by the Company subject to its General Conditions of Service printed overleaf, available on request or accessible at <https://www.sgs.com/en/Terms-and-Conditions>. Attention is drawn to the limitation of liability, indemnification and jurisdiction issues defined therein. Any holder of this document is advised that information contained hereon reflects the Company's findings at the time of its intervention only and within the limits of Client's instructions, if any. The Company's sole responsibility is to its Client and this document does not exonerate parties to a transaction from exercising all their rights and obligations under the transaction documents. This document cannot be reproduced except in full, without prior written approval of the Company. Any unauthorized alteration, forgery or falsification of the content or appearance of this document is unlawful and offenders may be prosecuted to the fullest extent of the law. Unless otherwise stated the results shown in this test report refer only to the sample(s) tested and such sample(s) are retained for 30 days only.

Attention: To check the authenticity of testing /inspection report & certificate, please contact us at telephone: (86-755) 8307 1443, or email: CN.Doccheck@sgs.com

SGS-CSTC Standards Technical Services Co., Ltd.
Shenzhen Branch Technical Services Co., Ltd. Laboratory.

No.1 Workshop, M-10, Middle Section, Science & Technology Park, Nanshan District, Shenzhen, Guangdong, China 518057 t (86-755) 26012053 f (86-755) 26710594 www.sgs.com.cn
中国·广东·深圳市南山区科技园中区M-10栋1号厂房 邮编: 518057 t (86-755) 26012053 f (86-755) 26710594 sgs.china@sgs.com

FDD LTE Band41-Low channel, Modulation: QPSK, Bandwidth: 20MHz, 1 RB0								
Frequency (MHz)	EIRP (dBm)	Limit(dBm)	Over Limit (dB)	S.G. Power (dBm)	Cable loss (dB)	Antenna Gain (dBi)	Polarization (H/V)	Result
5110.5	-47.01	-25	-22.01	-49.01	8.3	10.3	Horizontal	Pass
7665.75	-41.81	-25	-16.81	-45.64	8.43	12.26	Horizontal	Pass
10221	-42.21	-25	-17.21	-44.46	11.12	13.37	Horizontal	Pass
5110.5	-46.93	-25	-21.93	-48.93	8.3	10.3	Vertical	Pass
7665.75	-42.7	-25	-17.7	-46.53	8.43	12.26	Vertical	Pass
10221	-42.59	-25	-17.59	-44.84	11.12	13.37	Vertical	Pass

FDD LTE Band41-Middle channel, Modulation: QPSK, Bandwidth: 20MHz, 1 RB0								
Frequency (MHz)	EIRP (dBm)	Limit(dBm)	Over Limit (dB)	S.G. Power (dBm)	Cable loss (dB)	Antenna Gain (dBi)	Polarization (H/V)	Result
5192	-47.8	-25	-22.8	-49.8	8.3	10.3	Horizontal	Pass
7788	-43.3	-25	-18.3	-47.13	8.43	12.26	Horizontal	Pass
10384	-41.88	-25	-16.88	-44.13	11.12	13.37	Horizontal	Pass
5192	-47.17	-25	-22.17	-49.17	8.3	10.3	Vertical	Pass
7788	-44.1	-25	-19.1	-47.93	8.43	12.26	Vertical	Pass
10384	-41.71	-25	-16.71	-43.96	11.12	13.37	Vertical	Pass

FDD LTE Band41-High channel, Modulation: QPSK, Bandwidth: 20MHz, 1 RB0								
Frequency (MHz)	EIRP (dBm)	Limit(dBm)	Over Limit (dB)	S.G. Power (dBm)	Cable loss (dB)	Antenna Gain (dBi)	Polarization (H/V)	Result
5300.5	-46.87	-25	-21.87	-48.87	8.3	10.3	Horizontal	Pass
7950.75	-42.29	-25	-17.29	-46.12	8.43	12.26	Horizontal	Pass
10601	-41.85	-25	-16.85	-44.27	11.06	13.48	Horizontal	Pass
5300.5	-47.5	-25	-22.5	-49.5	8.3	10.3	Vertical	Pass
7950.75	-42.15	-25	-17.15	-45.98	8.43	12.26	Vertical	Pass
10601	-41.31	-25	-16.31	-43.73	11.06	13.48	Vertical	Pass

Note: All modes have been tested and we found QPSK test mode has the worst test result. Only record the worst test result.



Unless otherwise agreed in writing, this document is issued by the Company subject to its General Conditions of Service printed overleaf, available on request or accessible at <https://www.sgs.com/en/Terms-and-Conditions>. Attention is drawn to the limitation of liability, indemnification and jurisdiction issues defined therein. Any holder of this document is advised that information contained hereon reflects the Company's findings at the time of its intervention only and within the limits of Client's instructions, if any. The Company's sole responsibility is to its Client and this document does not exonerate parties to a transaction from exercising all their rights and obligations under the transaction documents. This document cannot be reproduced except in full, without prior written approval of the Company. Any unauthorized alteration, forgery or falsification of the content or appearance of this document is unlawful and offenders may be prosecuted to the fullest extent of the law. Unless otherwise stated the results shown in this test report refer only to the sample(s) tested and such sample(s) are retained for 30 days only.

Attention: To check the authenticity of testing /inspection report & certificate, please contact us at telephone: (86-755) 8307 1443, or email: CN.Doccheck@sgs.com

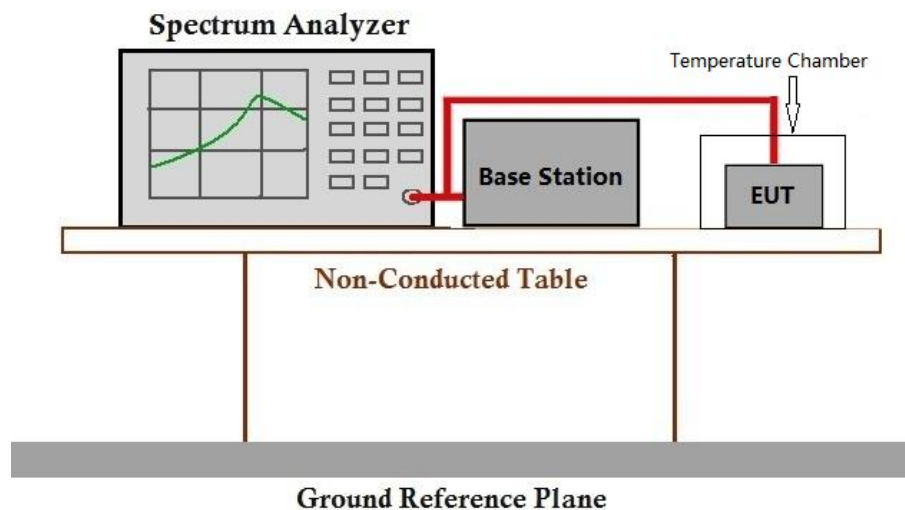
6.7 Frequency stability

Test Requirement: §2.1055, §22.355, §24.235, §27.54, §90.213
 Test Method: ANSI C63.26-2015, KDB 971168 D01 v03r01
 Limit: $\leq \pm 2.5\text{ppm}$.

6.7.1 E.U.T. Operation

Operating Environment:
 Temperature: 20.8 °C Humidity: 48.5 % RH Atmospheric Pressure: 1000 mbar
 Test mode 32: TX mode_Keep the EUT in transmitting mode

6.7.2 Test Setup Diagram



6.7.3 Measurement Data

Please refer to Appendix for LTE test data.



Unless otherwise agreed in writing, this document is issued by the Company subject to its General Conditions of Service printed overleaf, available on request or accessible at <https://www.sgs.com/en/Terms-and-Conditions>. Attention is drawn to the limitation of liability, indemnification and jurisdiction issues defined therein. Any holder of this document is advised that information contained hereon reflects the Company's findings at the time of its intervention only and within the limits of Client's instructions, if any. The Company's sole responsibility is to its Client and this document does not exonerate parties to a transaction from exercising all their rights and obligations under the transaction documents. This document cannot be reproduced except in full, without prior written approval of the Company. Any unauthorized alteration, forgery or falsification of the content or appearance of this document is unlawful and offenders may be prosecuted to the fullest extent of the law. Unless otherwise stated the results shown in this test report refer only to the sample(s) tested and such sample(s) are retained for 30 days only.

Attention: To check the authenticity of testing /inspection report & certificate, please contact us at telephone: (86-755) 8307 1443, or email: CN.Doccheck@sgs.com

7 Test Setup Photo

Refer to Appendix - Test Setup Photo for SZCR2311003514AT

8 EUT Constructional Details (EUT Photos)

Refer to Appendix – External and Internal Photos for SZCR2311003514AT

- End of the Report -

