




WHAT'S IN THE BOX?

For the complete User Guide, How-To Videos and more visit:

www.nickwatch.com




NickWatch



Connect-o Cable



Power Station



Simple Strap & Snazzy Strap

nickWATCH
BY: *nickelodeon.*
QUICK START GUIDE



© 2022 VIACOM INTERNATIONAL INC. ALL RIGHTS RESERVED. NICKELODEON, NICKWATCH, NICKELODEON SLIME, SPONGEBOB SQUAREPANTS, THE LOUD HOUSE, TMNT AND ALL RELATED TITLES, LOGOS AND CHARACTERS ARE TRADEMARKS OF VIACOM INTERNATIONAL INC.





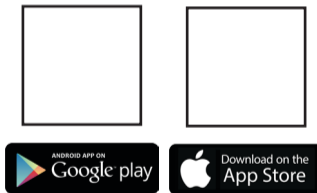
- 1.** Camera
- 2.** Display screen & touch panel
- 3.** Button
 - Press once for back button
 - Long press for turn on/off
 - Very long press to activate SOS
- 4.** Speaker
- 5.** Microphone
- 6.** Charging port
- 7.** Strap holsters

Kid's 4G watch with WiFi/Bluetooth/
GPS tracking, camera, and
Emergency button.



APP INSTALLATION

Find the free Nickwatch app on Google Play or App Store.
Or scan QR code to go to the app in the Google Play or App Store.



CREATE THE ACCOUNT

Launch the mobile app, tap "Create Account", and follow the on-screen prompts. You will need to enter a valid email address.
Verify your email address (on your phone) and accept the Privacy Policy and Terms of Service to create the account.
Tap "Add Watch"
Scan the QR code displayed on the watch display with the phone's camera.
If purchased via nickwatch.com, Enter the subscription activation code that was sent to you.
Enter your child's information

CHARGING THE WATCH

Charge the watch by connecting it to the Connect-o Cable OR the Power Station.
Connect the USB to a power source (not included) and ensure that the contacts on the back of the watch engage the port on the charging dock. When the watch is fully charged, remove it from the charging dock.



SPLASH RESISTANCE

The watch is rated IP68 for dust and splash resistance. You CANNOT immerse the watch in water (for swimming or other sports), and it should not be worn during showering or bathing.
Care should be taken to avoid exposure from moisture due to rain, hand washing or perspiration.





For the complete User Guide, How-To Videos and more visit:

www.nickwatch.com

WHAT'S IN THE BOX?


© 2022 VIACOM INTERNATIONAL INC. ALL RIGHTS RESERVED. NICKELODEON, NICKWATCH, NICKELODEON SLIME, SPONGEBOB SQUAREPANTS, THE LOUD HOUSE, TMNT AND ALL RELATED TITLES, LOGOS AND CHARACTERS ARE TRADEMARKS OF VIACOM INTERNATIONAL INC.



NickWatch



Connect-o Cable



Simple Strap & Snazzy Strap

nickWATCH
BY: **nickelodeon.**
QUICK START GUIDE





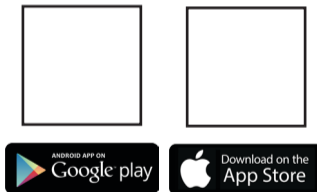
1. Camera
2. Display screen & touch panel
3. Button
 - Press once for back button
 - Long press for turn on/off
 - Very long press to activate SOS
4. Speaker
5. Microphone
6. Charging port
7. Strap holsters

Kid's 4G watch with WiFi/Bluetooth/
GPS tracking, camera, and
Emergency button.



APP INSTALLATION

Find the free Nickwatch app on Google Play or App Store.
Or scan QR code to go to the app in the Google Play or App Store.



CREATE THE ACCOUNT

Launch the mobile app, tap "Create Account", and follow the on-screen prompts. You will need to enter a valid email address.
Verify your email address (on your phone) and accept the Privacy Policy and Terms of Service to create the account.
Tap "Add Watch"
Scan the QR code displayed on the watch display with the phone's camera.
If purchased via nickwatch.com, Enter the subscription activation code that was sent to you.
Enter your child's information

CHARGING THE WATCH

Charge the watch by connecting it to the Connect-o Cable.
Connect the USB to a power source (not included) and ensure that the contacts on the back of the watch engage the port on the charging dock.
When the watch is fully charged, remove it from the charging dock.



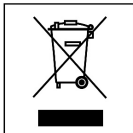
SPLASH RESISTANCE

The watch is rated IP68 for dust and splash resistance. You CANNOT immerse the watch in water (for swimming or other sports), and it should not be worn during showering or bathing.
Care should be taken to avoid exposure from moisture due to rain, hand washing or perspiration.





SAFETY AND WARRANTY INFORMATION



	Read the Safety Information section of this user guide before using this device. Failure to comply with safety warnings can result in serious injury.
	Don't use while driving. Pay attention to the traffic.
	Don't use at gas stations.
	Your device may produce a bright or flashing light.
	Don't dispose of your device in fire.
	Your device can produce a loud sound.
	To prevent possible hearing damage, do not listen at high volume levels for long periods. Exercise caution when holding the device near your ear.
	Avoid contact with anything magnetic.

	Avoid extreme temperatures.
	Keep away from pacemakers and other electronic medical devices.
	Avoid contact with liquids. Keep your device dry.
	Turn off when asked to in hospitals and medical facilities.
	Don't take your device apart.
	Turn off when told to in aircraft and airports.
	Only use approved accessories.
	Turn off when near explosive materials or liquids.

RF EXPOSURE

This watch contains a radio transmitter and a receiver. When it is ON, it receives and transmits RF energy. When you communicate with your device, the system handling your call controls the power level at which your device transmits.

SPECIFIC ABSORPTION RATE (SAR)

The watch is a radio transmitter and receiver. It is designed not to exceed the limits for exposure to radio waves recommended by international guidelines. These guidelines were developed by the independent scientific organisation ICNIRP and include safety margins designed to assure the protection of all persons, regardless of age and health.

The guidelines use a unit of measurement known as the Specific Absorption Rate, or SAR. The SAR limit for devices is 2W/kg. The highest SAR value for this device when tested complied with this limit.

Maximum SAR for this model and conditions under which it was recorded		
Front of Face SAR (10mm)	GSM 1800	XXX
Limb-Worn SAR (0mm)	LTE Band 3	XXX

The tests are carried out in accordance with EN 50663:2017

SAR is measured utilising the watch's highest transmitting power and where supported with multiple simultaneous transmitters. The actual SAR of the watch while operating is typically well below the indicated above. This is due to automatic changes to the power level of the watch to ensure it only uses the minimum power required to communicate with the network.

LIMITING EXPOSURE TO RADIO FREQUENCY (RF) FIELDS

For individuals concerned about limiting their exposure to RF fields, the World Health Organisation (WHO) provides the following advice in Fact Sheet 193 Electromagnetic fields and public health: mobile devices (October 2014):

Precautionary measures: Present scientific information does not indicate the need for any special precautions for the use of mobile devices. If individuals are concerned, they might choose to limit their own or their children's RF exposure by limiting the length of calls or using 'hands-free' devices to keep mobile devices away from the head and body.

Further information on exposure to radio waves can be obtained from the WHO <http://www.who.int/mediacentre/factsheets/fs193/en/>

REGULATORY INFORMATION

The following safety approvals and notices apply in specific regions as noted.

The manufacture, hereby, declares that this product is in compliance with the essential requirements and other relevant provisions of Directive (RED) 2014/53/EU.

A full copy of the Declaration of Conformity can be found at

<https://www.nickwatch.com/conformity>

PRODUCT HANDLING

You alone are responsible for how you use your device and any consequences of its use.

You must always switch off your device wherever the use of a device is prohibited. Use of your device is subject to safety measures designed to protect users and their environment.

- Your device has an IP68 water and dust resistance rating. However, the watch is not designed for swimming, diving, or prolonged submersion in water.
- Do not charge your watch while it is wet.
- Always treat your device and its accessories with care and keep it in a clean and dust-free place.
- Do not expose your device or its accessories to open flames or lit tobacco products.
- Do not expose your device or its accessories to liquid, moisture or high humidity.
- Do not drop, throw or try to bend your device or its accessories.
- Do not use harsh chemicals, cleaning sol-

vents, or aerosols to clean the device or its accessories.

- Do not paint your device or its accessories.
- Do not attempt to disassemble your device or its accessories, only authorised personnel must do so.

• Do not expose your device or its accessories to extreme temperatures, minimum -20 C° and maximum +40 C°. Any temperatures below -20 C° the display/battery may have reduced function due to freezing. After recovering to room temperature full function will be regained. Do not leave the device in your car along, because temperatures in parked cars can exceed this range.

• Please check local regulations for disposal of electronic products.

• Do not carry your device in your back pocket as it could break when you sit down.

SMALL CHILDREN

Do not leave your device and its accessories within the reach of children under the age of 3 years old or allow them to play with it.

They could hurt themselves or others or may accidentally damage the device. Your device contains small parts with sharp edges that may cause an injury or which could become detached and create a choking hazard.

POWER SUPPLY

Do not connect your device to the power supply or switch it on until instructed to do so in the installation instructions.

DEMAGNETISATION

To avoid the risk of demagnetisation, do not allow electronic devices or magnetic media close to your device for a long time.

Avoid other magnetic sources as these may cause the internal magnetometer or other sensors to malfunction and provide incorrect data.

Glass Display

LCD and window of the product's front panel are made of glass. Be careful since the product may be damaged by severe impact. If damaged, be careful not to get hurt by pieces of broken glass. If the product's window is damaged, immediately cease product use and contact Customer Service for repair.

SEIZURES/BLACKOUTS

Use only approved accessories and chargers.

ELECTRICAL SAFETY

Use only approved accessories and chargers. Do not connect with incompatible products or accessories.

Take care not to touch or allow metal objects, such as coins or key rings, to contact or

short-circuit the battery terminals, charger, and device charging point or any electrical contacts on accessories.

Do not touch your charger with wet hands. Doing so may cause an electric shock.

Do not touch the power cord with wet hands or disconnect the charger by pulling the cord. Doing so may result in electrocution.

FAULTY AND DAMAGED PRODUCTS

Do not attempt to disassemble the device or its accessory.

Only qualified personnel should service or repair the device or its accessory.

If your device or its accessory has been submerged in water or other liquid, punctured, or subjected to a severe fall, do not use it until you have taken it to be checked at an authorised service centre.

BATTERY HANDLING AND SAFETY

The battery in this device is not user removable. Do not make any attempt to remove the battery or disassemble the device to access the battery.

Only use the charger supplied, or manufacturer approved replacements intended for use with your device. Using other chargers could be dangerous.

Improper use of your device may result in fire, explosion or other hazards.

If you believe the battery has been damaged, do not use or re-charge the device and take it to a authorised service centre for testing.

Do not puncture or crush the device or allow it to be subjected to any external pressure or force.

INTERFERENCE

Care must be taken when using the device near personal medical devices, such as pacemakers and hearing aids.

PACEMAKERS

Pacemaker manufacturers recommend that a minimum separation of 15 cm be maintained between a mobile device and a pacemaker to avoid potential interference with the pacemaker.

HEARING AIDS

People with hearing aids or other cochlear implants may experience interfering noises when using wireless devices or when one is nearby.

The level of interference will depend on the type of hearing device and the distance from the interference source, increasing the separation between them may reduce the interference. You may also consult your hearing aid manufacturer to discuss alternatives.

MEDICAL DEVICES

Please consult your doctor and the device manufacturer to determine if operation of your device may interfere with the operation of your medical device.

HOSPITALS

Switch off your wireless device when requested to do so in hospitals, clinics or health care facilities. These requests are designed to prevent possible interference with sensitive medical equipment.

AIRCRAFT

Switch off your wireless device whenever you are instructed to do so by airport or airline staff.

Consult the airline staff about the use of wireless devices on board the aircraft, if your device offers a 'flight mode' this must be enabled prior to boarding an aircraft.

EXPLOSIVE ENVIRONMENTS

In locations with potentially explosive atmospheres, obey all posted signs to turn off wireless devices such as your device or other radio equipment.

Areas with potentially explosive atmospheres include fuelling areas, below decks on boats, fuel or chemical transfer or storage facilities, areas where the air contains chemicals or particles, such as grain, dust, or metal powders.

BLASTING CAPS AND AREAS

Turn off your mobile device or wireless device when in a blasting area or in areas posted turn off "two-way radios" or "electronic devices" to avoid interfering with blasting operations.

DISPOSAL AND RECYCLING

This symbol on your device, battery and accessories means that these products must be taken to collection points at the end of their life:

• Municipal waste disposal centers with specific bins for these items of equipment.

• Collection bins at points of sale

They will then be recycled, preventing substances being disposed of in the environment, so that their components can be reused.

CE Maintenance

1. Risk of explosion if battery is replaced by an incorrect type. Dispose of used batteries according to the instructions.
2. EUT Operating temperature range: 0° C to 35° C.
3. The device complies with RF specifications when the device used at 5mm from your body.
4. To prevent possible hearing damage. Do not listen at high volume levels for long periods.

Declaration of Conformity

Trackimo INC. hereby declares that this NickWatch V1 is in compliance with the essential requirements and other relevant provisions of Directive 2014/53/EU. In accordance with Article 10(2) and Article 10(10), This product is allowed to be used in all EU member states.



Children may hurt themselves. They may damage the phone or its accessories unconsciously. Phone or accessory in some small parts may be demolished, and there will be danger of be swallowed into their mouths.

Hereby, Trackimo INC. declare that the radio equipment type NickWatch V1 is compliance with the requirements of Radio Equipment Regulations 2017, SI 2017:1206 (as amended by SI 2019:696).



FCC Warning

This device complies with part 15 of the FCC Rules. Operation is subject to the following two conditions:

- (1) This device may not cause harmful interference, and
- (2) this device must accept any interference received, including interference that may cause undesired operation.

Any Changes or modifications not expressly approved by the party responsible for compliance could void the user's authority to operate the equipment.

Note: This equipment has been tested and found to comply with the limits for a Class B digital device, pursuant to part 15 of the FCC Rules. These limits are designed to provide reasonable protection against harmful interference in a residential installation. This equipment generates uses and can radiate radio frequency energy and, if not installed and used in accordance with the instructions, may cause harmful interference to radio communications. However, there is no guarantee that interference will not occur in a particular installation. If this equipment does cause harmful interference to radio or television reception, which can be determined by turning the equipment off and on, the user is encouraged to try to correct the interference by one or more of the following measures:

- Reorient or relocate the receiving antenna.
- Increase the separation between the equipment and receiver.
- Connect the equipment into an outlet on a circuit different from that to which the receiver is connected.
- Consult the dealer or an experienced radio/TV technician for help.

Specific Absorption Rate (SAR) information:

This GPS Tracker meets the government's requirements for exposure to radio waves. The guidelines are based on standards that were developed by independent scientific organizations through periodic and thorough evaluation of scientific studies.

The standards include a substantial safety margin designed to assure the safety of all persons regardless of age or health.

FCC RF Exposure Information and Statement

The SAR limit of USA (FCC) is 1.6 W/kg averaged over one gram of tissue. Device types: NickWatch V1 (FCC ID: 2AAI6-NICKW001-2) has also been tested against this SAR limit. The highest SAR value reported under this standard during product certification for use when properly worn Front of face is 1.001 W/kg (separation distance is 10mm) and Wrist: 2.613 W/kg (separation distance is 0mm). The use of belt clips, holsters and similar accessories should not contain metallic components in its assembly. The use of accessories that do not satisfy these requirements may not comply with FCC RF exposure requirements, and should be avoided.

Body-worn Operation

This device was tested for typical body-worn operations. To comply with RF exposure requirements, a minimum separation distance of 10mm must be maintained between the user's body and the handset, including the antenna. Third-party belt-clips, holsters, and similar accessories used by this device should not contain any metallic components. Body-worn accessories that do not meet these requirements may not comply with RF exposure requirements and should be avoided. Use only the supplied or an approved antenna.

DECLARATION OF CONFORMITY

I hereby declare that the product

Description: NickWatch V1

Type or model name: NICKW001-2, NICKW001-5, NICKW001-6, NICKW001-7, NICKW001-8, NICKW001-9, NICKW001-10

Brand name: Trackimo, Tracki, Watchinu

(Name of product, type or model, batch or serial number)

Hardware version number: UW02 AUO V0.3

Software version number: 0.2

satisfies all the technical regulations applicable to the product within the scope of Council Directives 2014/53/EU, 2014/35/EU and 2014/30/EU:and declare that the same application has not been lodged with any other notified body.

EN IEC 62368-1:2020+A11:2020

IEC 62368-1: 2018

ETSI EN 301 489-1 V2.2.3 (2019-11)

ETSI EN 301 489-17 V3.2.4 (2020-09)

ETSI EN 301 489-19 V2.1.1 (2019-04)

ETSI EN 301 489-52 V1.2.1 (2021-11)

EN 55032:2015/A11:2020

EN IEC 61000-3-2:2019/A1:2021

EN 61000-3-3:2013/A2:2021

EN 55035:2017/A11:2020

ETSI EN 301 511 V12.5.1 (2017-03)

ETSI EN 301 908-1 V13.1.1 (2019-11)

ETSI EN 301 908-2 V13.1.1 (2020-06)

ETSI EN 301 908-13 V13.1.1 (2019-11)

ETSI EN 300 328 V2.2.2 (2019-07)

ETSI EN 303 413 V1.2.1 (2021-04)

EN 50566: 2017; EN 62209-2:2010/A1:2019

EN 50663: 2017; EN 62479: 2010

All essential radio test suites have been carried out.

GSM

Frequency Bands:

GSM 900: 880 ~ 915 MHz(TX) 925 ~ 960 MHz (RX)

GSM 1800: 1710 ~ 1785 MHz(TX) 1805 ~ 1880 MHz(RX)

Modulation Mode: GMSK for GSM/GPRS; GMSK and 8PSK for EDGE

Antenna Type: PIFA

Antenna Gain:

GSM 900: -4.5dBi

GSM 1800:-4.5dBi

GSM900 Max power:32.33dBm

GSM1800 Max power: 29.71dBm

WCDMA

Frequency Bands:

WCDMA2100: 1920 ~ 1980 MHz(TX) 2110 ~ 2170 MHz(Rx)

WCDMA900: 880 ~ 915 MHz(TX) 925 ~ 960 MHz(Rx)

Modulation Mode: HSDPA:QPSK/16QAM; HSUPA:BPSK; WCDMA: QPSK

Antenna Type: PIFA

Antenna Gain:

WCDMA 2100:-3.4dBi

WCDMA 900:-3.4dBi

Max power:
WCDMA 2100:23.06dBm,
WCDMA 900: 22.15dBm

LTE

Frequency Bands:
FDD LTE Band 1: 1920-1980 MHz (TX), 2110-2170 MHz (RX)
FDD LTE Band 3: 1710-1785 MHz (TX), 1805-1880 MHz (RX)
FDD LTE Band 7: 2500-2570 MHz (TX), 2620-2690 MHz (RX)
FDD LTE Band 8: 880-915 MHz (TX), 925-960 MHz (RX)
FDD LTE Band 20: 832-862 MHz (TX), 791-821 MHz (RX)
TDD LTE Band 38: 2570-2620 MHz (TX), 2570-2620 MHz (RX)
Modulation Mode: QPSK/16QAM
Antenna Type: PIFA
Antenna Gain:
B1: -3.1dBi
B3: -3.1dBi
B7: -3.1dBi
B8: -3.1dBi
B20: -3.1dBi
B38: -3.1dBi

Max power:
Band 1: 23.59dBm;
Band 3: 23.44dBm;
Band 7: 23.31dBm;
Band 8: 23.05 dBm ;
Band 20: 23.03dBm;
Band 38: 23.28dBm;

Bluetooth 4.2 BLE

Frequency Bands:2402-2480 MHz
Modulation Mode: GFSK
Antenna Type: PIFA
Antenna Gain:-1.2dBi
EIRP Max power: -1.10dBm

2.4G WIFI

Frequency Bands:
802.11b /g /n(20MHz):2412-2472 MHz
Modulation Mode:
802.11b(DSSS):CCK,DQPSK,DBPSK
802.11g(OFDM):BPSK,QPSK,16-QAM,64-QAM
802.11n(OFDM):BPSK,QPSK,16-QAM,64-QAM
Antenna Type: PIFA
Antenna Gain: -1.2dBi
EIRP Max power:13.47dBm

GPS

Frequency Bands: 1.57542GHz
Modulation Mode: BPSK
Antenna Type: PIFA
Antenna Gain: -2dBi

BDS

Frequency Bands: 1.561098GHz
Modulation Mode: QPSK
Antenna Type: PIFA
Antenna Gain: -2dBi

GLONASS

Frequency Bands: 1.602GHz

Modulation Mode: FDMA

Antenna Type: PIFA

Antenna Gain: -2dBi

NOTIFIED BODY: MiCOM Labs Inc

– **Address:**

575 Boulder Court,

Pleasanton, California 94566

USA

Identification Number: 2280

MANUFACTURER or AUTHORISED REPRESENTATIVE:

– **Address**

Trackimo INC.

680 Central Ave, Cedarhurst, New York 11516, USA

This declaration is issued under the sole responsibility of the manufacturer and, if applicable, his authorised representative.

Point of contact:

Signature: Shlomo Shur Date: 2023/10/24

Name: Shlomo Shur

Title: CTO

Company: Trackimo INC.

DECLARATION OF CONFORMITY

I hereby declare that the product

Description: NickWatch V1

Type or model name: NICKW001-2, NICKW001-5, NICKW001-6, NICKW001-7, NICKW001-8,
NICKW001-9, NICKW001-10

Brand name: Trackimo, Tracki, Watchinu

(Name of product, type or model, batch or serial number)

Hardware version number: UW02 AUO V0.3

Software version number: 0.2

satisfies all the technical regulations applicable to the product within the scope of UK Radio Equipment Regulations (SI 2017/1206); UK Electrical Equipment (Safety) Regulations (SI 2016/1101); and UK Electromagnetic Compatibility Regulations (SI 2016/1091) and declare that the same application has not been lodged with any other UK Approved Body.

BS EN IEC 62368-1:2020+A11:2020

IEC 62368-1: 2018

ETSI EN 301 489-1 V2.2.3 (2019-11)

ETSI EN 301 489-17 V3.2.4 (2020-09)

ETSI EN 301 489-19 V2.1.1 (2019-04)

ETSI EN 301 489-52 V1.2.1 (2021-11)

BS EN 55032:2015/A11:2020

BS EN IEC 61000-3-2:2019/A1:2021

BS EN 61000-3-3:2013/A2:2021

BS EN 55035:2017/A11:2020

ETSI EN 301 511 V12.5.1 (2017-03)

ETSI EN 301 908-1 V13.1.1 (2019-11)

ETSI EN 301 908-2 V13.1.1 (2020-06)

ETSI EN 301 908-13 V13.1.1 (2019-11)

ETSI EN 300 328 V2.2.2 (2019-07)

ETSI EN 303 413 V1.2.1 (2021-04)

BS EN 50566: 2017;

BS EN 62209-2:2010/A1:2019

BS EN 50663: 2017;

BS EN 62479: 2010

All essential radio test suites have been carried out.

GSM

Frequency Bands:

GSM 900: 880 ~ 915 MHz(TX) 925 ~ 960 MHz (RX)

GSM 1800: 1710 ~ 1785 MHz(TX) 1805 ~ 1880 MHz(RX)

Modulation Mode: GMSK for GSM/GPRS; GMSK and 8PSK for EDGE

Antenna Type: PIFA

Antenna Gain:

GSM 900: -4.5dBi

GSM 1800:-4.5dBi

GSM900 Max power:32.33dBm

GSM1800 Max power: 29.71dBm

WCDMA

Frequency Bands:

WCDMA2100: 1920 ~ 1980 MHz(TX) 2110 ~ 2170 MHz(Rx)

WCDMA900: 880 ~ 915 MHz(TX) 925 ~ 960 MHz(Rx)

Modulation Mode: HSDPA:QPSK/16QAM; HSUPA:BPSK; WCDMA: QPSK

Antenna Type: PIFA

Antenna Gain:
WCDMA 2100:-3.4dBi
WCDMA 900:-3.4dBi
Max power:
WCDMA 2100:23.06dBm,
WCDMA 900: 22.15dBm

LTE

Frequency Bands:
FDD LTE Band 1: 1920-1980 MHz (TX), 2110-2170 MHz (RX)
FDD LTE Band 3: 1710-1785 MHz (TX), 1805-1880 MHz (RX)
FDD LTE Band 7: 2500-2570 MHz (TX), 2620-2690 MHz (RX)
FDD LTE Band 8: 880-915 MHz (TX), 925-960 MHz (RX)
FDD LTE Band 20: 832-862 MHz (TX), 791-821 MHz (RX)
TDD LTE Band 38: 2570-2620 MHz (TX), 2570-2620 MHz (RX)
Modulation Mode: QPSK/16QAM
Antenna Type: PIFA
Antenna Gain:
B1: -3.1dBi
B3: -3.1dBi
B7: -3.1dBi
B8: -3.1dBi
B20: -3.1dBi
B38: -3.1dBi

Max power:
Band 1: 23.59dBm;
Band 3: 23.44dBm;
Band 7: 23.31dBm;
Band 8:23.05dBm;
Band 20: 23.03dBm;
Band 38: 23.28dBm;

Bluetooth 4.2 BLE

Frequency Bands:2402-2480 MHz
Modulation Mode: GFSK
Antenna Type: PIFA
Antenna Gain:-1.2dBi
EIRP Max power: -1.10dBm

2.4G WIFI

Frequency Bands:
802.11b /g /n(20MHz):2412-2472 MHz
Modulation Mode:
802.11b(DSSS):CCK,DQPSK,DBPSK
802.11g(OFDM):BPSK,QPSK,16-QAM,64-QAM
802.11n(OFDM):BPSK,QPSK,16-QAM,64-QAM
Antenna Type: PIFA
Antenna Gain: -1.2dBi
EIRP Max power:13.47dBm

GPS

Frequency Bands: 1.57542GHz
Modulation Mode: BPSK
Antenna Type: PIFA
Antenna Gain: -2dBi

BDS

Frequency Bands: 1.561098GHz

Modulation Mode: QPSK

Antenna Type: PIFA

Antenna Gain: -2dBi

GLONASS

Frequency Bands: 1.602GHz

Modulation Mode: FDMA

Antenna Type: PIFA

Antenna Gain: -2dBi

NOTIFIED BODY: MiCOM Labs Inc

– **Address:**

575 Boulder Court,

Pleasanton, California 94566

USA

Identification Number: 2280

MANUFACTURER or AUTHORISED REPRESENTATIVE:

– **Address**

Trackimo INC.

680 Central Ave, Cedarhurst, New York 11516, USA

This declaration is issued under the sole responsibility of the manufacturer and, if applicable, his authorised representative.

Point of contact:

Signature: Shlomo Shur Date: 2023/10/24

Name: Shlomo Shur

Title: CTO

Company: Trackimo INC.