

FCC PART 15 SUBPART C TEST REPORT

for

Video Baby Monitor

Model No.: 55933R

FCC ID: 2AAGOMNB933RX

of

Applicant: iMODESTY TECHNOLOGY CORP.

**Address: 3F-1, No.76, Sec. 2, Jiafeng S. Rd., Zhubei City,
Hsinchu County 302, Taiwan**

Tested and Prepared

by

Worldwide Testing Services (Taiwan) Co., Ltd.

FCC Registration No.: TW1477, TW1111, TW1072, TW1110

Industry Canada filed test laboratory Reg. No. IC 5679A-1, IC 5107A-1

A2LA Accredited No.: 2732.01



Report No.: W6M21708-17372-C-1-RX


6F, NO. 58, LANE 188, RUEY-KUANG RD., NEIHU TAIPEI 114, TAIWAN, R.O.C.
TEL: 886-2-66068877 FAX: 886-2-66068879 E-mail: wts@wts-lab.com



Registration number: W6M21708-17372-C-1-RX
FCC ID: 2AAGOMNB933RX

TABLE OF CONTENTS

1	GENERAL INFORMATION	2
1.1	Notes	2
1.2	Testing laboratory	3
1.2.1	Location	3
1.2.2	Details of accreditation status	3
1.3	Details of approval holder	3
1.4	Application details	4
1.5	General information of Test item.....	4
1.6	Test standards.....	5
2	TECHNICAL TEST	6
2.1	Summary of test results.....	6
2.2	Test environment.....	6
2.3	Test Equipment List	7
2.4	General Test Procedure	9
3	TEST RESULTS (ENCLOSURE).....	11
3.1	Peak Output Power (transmitter).....	12
3.2	RF Exposure Compliance Requirements	15
3.3	Out of Band Radiated Emissions	15
3.4	Transmitter Radiated Emissions in restricted Bands	16
3.5	Spurious emissions (tx).....	17
3.6	Carrier Frequency Separation	19
3.7	Number of Hopping Frequencies.....	22
3.7.1	Pseudorandom Frequency Hopping Sequence	24
3.8	Time of Occupancy (Dwell Time).....	25
3.9	20dB Bandwidth	31
3.10	Band-edge Compliance of RF Emissions	34
3.11	Radiated Emissions from Digital part.....	36
3.12	Power Line Conducted Emission.....	37



Worldwide Testing Services(Taiwan) Co., Ltd.

Registration number: W6M21708-17372-C-1-RX
FCC ID: 2AAGOMNB933RX

1 General Information

1.1 Notes

The purpose of conformity testing is to increase the probability of adherence to the essential requirements or conformity specifications, as appropriate.

The complexity of the technical specifications, however, means that full and thorough testing is impractical for both technical and economic reasons.

Furthermore, there is no guarantee that a test sample which has passed all the relevant tests conforms to a specification.

Neither is there any guarantee that such a test sample will interwork with other genuinely open systems.


The existence of the tests nevertheless provides the confidence that the test sample possesses the qualities as maintained and that its performance generally conforms to representative cases of communications equipment.

The test results of this test report relate exclusively to the item tested as specified in 1.5.

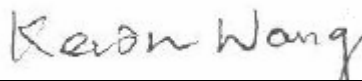
The test report may only be reproduced or published in full.


Reproduction or publication of extracts from the report requires the prior written approval of the Worldwide Testing Services(Taiwan) Co., Ltd.

Tester:

September 14, 2017	Kent Lin		
Date	WTS-Lab.	Name	Signature

Technical responsibility for area of testing:

September 14, 2017	Kevin Wang		
Date	WTS	Name	Signature



Worldwide Testing Services(Taiwan) Co., Ltd.

Registration number: W6M21708-17372-C-1-RX
FCC ID: 2AAGOMNB933RX

1.2 Testing laboratory

1.2.1 Location

OATS

No.5-1, Lishui, Shuang Sing Village,
Wanli Dist., New Taipei City 207,
Taiwan (R.O.C.)

3 meter semi-anechoic chamber

No.35, Aly. 21, Ln. 228, Ankang Rd., Neihu Dist., Taipei City 114, Taiwan (R.O.C.)

TEL:886-2-6613-0228

FAX:886-2-2791-5046

Company

Worldwide Testing Services(Taiwan) Co., Ltd.

6F, NO. 58, LANE 188, RUEY-KUANG RD.

NEIHU, TAIPEI 114, TAIWAN R.O.C.

Tel : 886-2-66068877

Fax : 886-2-66068879

1.2.2 Details of accreditation status

Accredited testing laboratory

A2LA accredited number: 2732.01

FCC filed test laboratory Reg. No. TW1477, TW1111, TW1072, TW1110

Industry Canada filed test laboratory Reg. No. IC 5679A-1, IC 5107A-1

Test location, where different from Worldwide Testing Services (Taiwan) Co., Ltd. :

Name: ./.

Accredited number: ./.

Street: ./.

Town: ./.

Country: ./.

Telephone: ./.

Fax: ./.

1.3 Details of approval holder

Name : iMODESTY TECHNOLOGY CORP.

Street : 3F-1, No.76, Sec. 2, Jiafeng S. Rd.,

Town : Zhubei City, Hsinchu County 302,

Country : Taiwan

Telephone : +886-3-668-2169

Fax : +886-3-668-2269



Registration number: W6M21708-17372-C-1-RX
FCC ID: 2AAGOMNB933RX

1.4 Application details

Date of receipt of test item : March 3, 2017
Date of test : from March 6, 2017 to September 14, 2017

1.5 General information of Test item

Type of test item : Video Baby Monitor
Model Number : 55933R
Multi-listing model number : ./.
Photos : see Appendix

Technical data

Frequency band : 2406-2475 MHz
Frequency (ch A) : 2406 MHz
Frequency (ch B) : 2442 MHz
Frequency (ch C) : 2475 MHz


Transmitter

Unom

Power (ch A or ch 1) : Conducted: 17.34 dBm
Power (ch B or ch 13) : Conducted: 17.89 dBm
Power (ch C or ch 24) : Conducted: 17.96 dBm

Power supply : Adaptor: I/P: 100Vac~240Vac, 50/60Hz, 0.2A
O/P: 5Vdc, 1000mA

Operation modes : Half-duplex
Modulation Type : FHSS
Antenna Type : Dipole antenna
Antenna gain : 2 dBi
Host device : none



Worldwide Testing Services(Taiwan) Co., Ltd.

Registration number: W6M21708-17372-C-1-RX
FCC ID: 2AAGOMNB933RX

Classification :

Fixed Device	<input type="checkbox"/>
Mobile Device (Human Body distance > 20cm)	<input checked="" type="checkbox"/>
Portable Device (Human Body distance < 20cm)	<input type="checkbox"/>


Manufacturer:

(if applicable)

Name : LB Technology Co.,Ltd.
Street : No.1 Fuhua Road, 1st Industrial District TanZhou Town,
Town : ZhongShan City,GuangDong Province,
Country : China

1.6 Test standards

Technical standard : FCC RULES PART 15 SUBPART C § 15.247 (2016-10)



Registration number: W6M21708-17372-C-1-RX
 FCC ID: 2AAGOMNB933RX

2 Technical test

2.1 Summary of test results

No deviations from the technical specification(s) were ascertained in the course of the tests performed.

or

The deviations as specified in 3 were ascertained in the course of the tests performed.

2.2 Test environment

Temperature : 23 °C

Relative humidity content : 20 ... 75 %


Air pressure : 86 ... 103 kPa

Details of power supply : Adaptor: I/P: 100Vac~240Vac, 50/60Hz, 0.2A
 O/P: 5Vdc, 1000mA

Extreme conditions parameters : test voltage : -- extreme
 min :-- V
 max :-- V

Description of Tested System : ./.

Test item Name	Uncertainty
Estimation Result of Uncertainty of Conducted Emission	Expanded Uncertainty : 0.74 dB
Estimation Result of Uncertainty of Radiated Emission(3M)	Expanded Uncertainty : 0.009-30 MHz : 2.17 dB 30-1000 MHz : 3.30 dB 1-18 GHz : 2.28 dB 18-40 GHz : 2.19 dB
Estimation Result of Uncertainty of Bandwidth Measurement 20 dB Bandwidth, Occupied bandwidth, Channel bandwidth, Necessary Bandwidth	Expanded Uncertainty : 0.45 kHz
Estimation Result of Uncertainty of Conducted Output Power Measurement Output power	Expanded Uncertainty : 1.01 dB
Estimation Result of Uncertainty of Band Edge Measurement	Expanded Uncertainty : 0.98 dBc
Estimation Result of Uncertainty of Frequency Separation Measurement Hopping channel separation	Expanded Uncertainty : 552.91 Hz
Estimation Result of Uncertainty of Duty Cycle Measurement Dwell time	Expanded Uncertainty : 0.074 ms



Registration number: W6M21708-17372-C-1-RX
FCC ID: 2AAGOMNB933RX

2.3 Test Equipment List

No.	Test equipment	Type	Serial No.	Manufacturer	Cal. Date	Next Cal. Date
ETSTW-CE 001	EMI TEST RECEIVER	ESHS10	842121/013	R&S	2017/5/26	2018/5/25
ETSTW-CE 003	AC POWER SOURCE	APS-9102	D161137	GW	Function Test	
ETSTW-CE 004	ZWEILEITER-V-NETZNACHBILDUNG TWO-LINE V-NETWORK	ESH3-Z5	840731/011	R&S	2016/10/13	2017/10/12
ETSTW-CE 006	IMPULSBEGRENZER PULSE LIMITER	ESH3-Z2	100226	R&S	2017/8/22	2018/8/21
ETSTW-CE 008	HF-EICHLITUNG RF STEP ATTENUATOR 139dB DPSP	334.6010.02	844581/024	R&S	Function Test	
ETSTW-CE 009	TEMP.&HUMIDITY CHAMBER	GTH-225-40-1P-U	MAA0305-009	GIANT FORCE	2017/7/14	2018/7/13
ETSTW-CE 016	TWO-LINE V-NETWORK	ENV216	100050	R&S	2017/8/31	2018/8/30
ETSTW-CE 028	MXE EMI Receiver	N9038A	MY53220110	Agilent	2017/7/11	2018/7/10
ETSTW-RE 003	EMI TEST RECEIVER	ESI 26	831438/001	R&S	2017/5/26	2018/5/25
ETSTW-RE 004	EMI TEST RECEIVER	ESI 40	832427/004	R&S	2017/5/17	2018/5/16
ETSTW-RE 005	EMI TEST RECEIVER	ESVS10	843207/020	R&S	2017/8/25	2018/8/24
ETSTW-RE 012	TUNABLE BANDREJECT FILTER	D.C 0309	146	K&L	Function Test	
ETSTW-RE 013	TUNABLE BANDREJECT FILTER	D.C 0336	397	K&L	Function Test	
ETSTW-RE 018	MICROWAVE HORN ANTENNA	AT4560	27212	AR	2017/7/4	2018/7/3
ETSTW-RE 027	Passive Loop Antenna	6512	00034563	ETS-Lindgren	2017/7/3	2018/7/2
ETSTW-RE 030	Double-Ridged Guide Horn Antenna	3117	00035224	ETS-Lindgren	2017/3/22	2018/3/21
ETSTW-RE 042	Biconical Antenna	HK116	100172	R&S	2017/2/7	2018/2/6
ETSTW-RE 043	Log-Periodic Dipole Antenna	HL223	100166	R&S	2017/4/10	2018/4/9
ETSTW-RE 044	Log-Periodic Antenna	HL050	100094	R&S	2017/4/27	2018/4/26
ETSTW-RE 045	ESA-E SERIES SPECTRUM ANALYZER	E4404B	MY45111242	Agilent	Pre-test Use	
ETSTW-RE 050	Attenuator 10dB	50HF-010-1	None	JFW	2017/3/1	2018/2/28
ETSTW-RE 051	Attenuator 6dB	50HF-006-1	None	JFW	2017/3/1	2018/2/28
ETSTW-RE 053	Attenuator 3dB	50HF-003-1	None	JFW	2017/3/1	2018/2/28
ETSTW-RE 055	SPECTRUM ANALYZER	FSU 26	200074	R&S	2017/3/1	2018/2/28
ETSTW-RE 060	Attenuator 30dB	5015-30	F651012z-01	ATM	2017/3/1	2018/2/28
ETSTW-RE 062	Amplifier Module	CHC 2	None	KMIC	2017/4/12	2018/4/11
ETSTW-RE 064	Bluetooth Test Set	MT8852B-042	6K00005709	Anritsu	Function Test	
ETSTW-RE 069	Double-Ridged Guide Horn Antenna	3117	00069377	ETS-Lindgren	Function Test	
ETSTW-RE 072	CELL SITE TEST SET	8921A	3339A00375	HP	2017/9/7	2018/9/6
ETSTW-RE 088	SOLID STATE AMPLIFIER	KMA180265A01	99057	KMIC	2017/9/7	2018/9/6
ETSTW-RE 091	Match Pad	MDCS1500	None	WOKEN	2017/4/6	2018/4/5
ETSTW-RE 099	DC Block	50DB-007-1	None	JFW	2017/3/1	2018/2/28
ETSTW-RE 112	AC POWER SOURCE	TFC-1005	T-0A023536	T-Power	Function test	
ETSTW-RE 115	2.4GHz Notch Filter	N0124411	473874	MICROWAVE CIRCUITS	2017/1/12	2018/1/11
ETSTW-RE 120	RF Player	MP9200	MP9210-111022	ADIVIC	Function test	
ETSTW-RE 122	SIGNAL GENERATOR	SMF100A	102149	R&S	2017/5/26	2018/5/25



Worldwide Testing Services(Taiwan) Co., Ltd.

Registration number: W6M21708-17372-C-1-RX
 FCC ID: 2AAGOMNB933RX

ETSTW-RE 125	5GHz Notch filter	5NSL11-5200/E221.3-O/O	1	K&L Microwave	2017/8/9	2018/8/8
ETSTW-RE 126	5GHz Notch filter	5NSL12-5800/E221.3-O/O	1	K&L Microwave	2017/8/9	2018/8/8
ETSTW-RE 127	RF Switch Box	RFS-01	None	WTS	2017/3/1	2018/2/28
ETSTW-RE 128	5.3GHz Notch filter	N0153001	SN487233	Microwave Circuits	2017/8/9	2018/8/8
ETSTW-RE 129	5.5GHz Notch filter	N0555984	SN487234	Microwave Circuits	2017/8/9	2018/8/8
ETSTW-RE 130	Handheld RF Spectrum Analyzer	N9340A	CN0147000204	Agilent	Pre-test Use	
ETSTW-RE 142	Amplifier	8447D	2805A03378	Agilent	2017/4/12	2018/4/11
ETSTW-RE 147	Bi-log Hybrid Antenna	MCTD 2786B	BLB16M04005	ETC	2017/3/22	2018/3/21
ETSTW-RE 151	Thermohygrometer	608-h1	45104376	TESTO	2017/8/30	2018/8/29
ETSTW-EMI 011	USB Compact Modulator	SFC-U	101689	R&S	2017/5/10	2018/5/9
ETSTW-GSM 002	Universal Radio Communication Tester	CMU 200	109439	R&S	2017/2/24	2018/2/23
ETSTW-GSM 003	Radio Communication Analyzer	MT8820C	6201342073	Anritsu	2017/2/10	2018/2/9
ETSTW-GSM 004	Wideband Radio Communication Tester	CMW500	128092	R&S	2016/12/15	2017/12/14
ETSTW-GSM 019	Band Reject Filter	WRCTF824/849-822/851-40 /12+9SS	3	WI	2017/1/12	2018/1/11
ETSTW-GSM 020	Band Reject Filter	WRCD1747/1748-1743/1752-32/5SS	1	WI	2017/1/12	2018/1/11
ETSTW-GSM 021	Band Reject Filter	WRCD1879.5/1880.5-1875.5/1884.5-32/5SS	3	WI	2017/1/12	2018/1/11
ETSTW-GSM 022	Band Reject Filter	WRCT901.9/903.1-904.25-50/8SS	1	WI	2017/1/12	2018/1/11
ETSTW-GSM 023	Power Divider	4901.19.A	None	SUHNER	2017/9/7	2018/9/6
ETSTW-Cable 011	SMA to N type Cable	RGU-400	None	THERMAX	Pre-test Use NCR	
ETSTW-Cable 016	BNC Cable	Switch Box	B Cable 1	Schwarz beck	2017/2/23	2018/2/22
ETSTW-Cable 017	BNC Cable	X Cable	B Cable 2	Schwarz beck	2017/2/23	2018/2/22
ETSTW-Cable 018	BNC Cable	Y Cable	B Cable 3	Schwarz beck	2017/2/23	2018/2/22
ETSTW-Cable 019	BNC Cable	Z Cable	B Cable 4	Schwarz beck	2017/2/23	2018/2/22
ETSTW-Cable 020	N TYPE Cable	OATS Cable 1	N30N30-L335-15M	JYE BAO CO.,LTD.	2017/7/3	2018/7/2
ETSTW-Cable 022	N TYPE Cable	5006	0002	JYE BAO CO.,LTD.	2017/4/6	2018/4/5
ETSTW-Cable 026	Microwave Cable	SUCOFLEX 104	279075	HUBER+SUHNER	2017/3/1	2018/2/28
ETSTW-Cable 027	Microwave Cable	SUCOFLEX 104	279083	HUBER+SUHNER	2017/5/12	2018/5/11
ETSTW-Cable 028	Microwave Cable	FA147A0015M2020	30064-2	UTIFLEX	2017/9/7	2018/9/6
ETSTW-Cable 029	Microwave Cable	FA147A0015M2020	30064-3	UTIFLEX	2017/9/7	2018/9/6
ETSTW-Cable 030	Microwave Cable	SUCOFLEX 104 (S Cable 9)	279067	HUBER+SUHNER	2017/3/1	2018/2/28
ETSTW-Cable 031	Microwave Cable	SUCOFLEX 104 (S Cable 10)	238092	HUBER+SUHNER	2017/4/12	2018/4/11
ETSTW-Cable 043	Microwave Cable	SUCOFLEX 104	317576	HUBER+SUHNER	2017/4/12	2018/4/11
ETSTW-Cable 048	Microwave Cable	SUCOFLEX 104	325519	HUBER+SUHNER	2017/4/12	2018/4/11
ETSTW-Cable 058	Microwave Cable	SUCOFLEX 104	none	HUBER+SUHNER	2017/2/20	2018/2/19
ETSTW-Cable 064	Microwave Cable	SUCOFLEX 104	MY28891	HUBER+SUHNER	2017/4/12	2018/4/11
ETSTW-Cable 066	SMA type cable	32022	None	ASTROLAB	2017/8/31	2018/8/30
ETSTW-Cable 071	N TYPE CABLE	EMCCFD400-NM-NM-25000	170239	EMCI	2017/2/20	2018/2/19
WTSTW-SW 002	EMI TEST SOFTWARE	EZ EMC	None	Farad	Version ETS-03A1	
WTSTW-SW 006	EMI TEST SOFTWARE	e3	None	AUDIX	Version 9.161014	
WTSTW-SW 008	Signal studio	Agilent	None	AUDIX	Version 2.0.0.1	



Registration number: W6M21708-17372-C-1-RX
FCC ID: 2AAGOMNB933RX

2.4 General Test Procedure

POWER LINE CONDUCTED INTERFERENCE: The procedure used was ANSI STANDARD C63.10-2013 6.2 using a LISN (if necessary). Both lines were observed. The bandwidth of the spectrum analyzer was 10 kHz with an appropriate sweep speed.

RADIATION INTERFERENCE: The test procedure used was according to ANSI STANDARD C63.10-2013 6.3 employing a spectrum analyzer. For investigated frequency is equal to or below 1GHz, the RBW and VBW of the spectrum analyzer was 100 kHz and 100kHz respectively with an appropriate sweep speed. For investigated frequency is above 1GHz, both of RBW and VBW of the spectrum analyzer were 1 MHz with an appropriate sweep speed. The analyzer was calibrated in dB above a microvolt at the output of the antenna. The ambient temperature of the UUT was 23°C with a humidity of 40 %.

FORMULA OF CONVERSION FACTORS: The Field Strength at 3m was established by adding the meter reading of the spectrum analyzer (which is set to read in units of dBμV) to the antenna correction factor supplied by the antenna manufacturer. The antenna correction factors are stated in terms of dB.

Example:


Freq (MHz)	METER READING + ACF + CABLE LOSS (to the receiver) = FS
33	20 dBμV + 10.36 dB + 6 dB = 36.36 dBμV/m @3m

The EUT was placed on a table 80 cm high and with dimensions of 1m by 1.5m (non metallic table) and arranged according to ANSI C63.10-2013 6.2.2. The table used for radiated measurements is capable of continuous rotation. The spectrum was scanned from 30 MHz to the frequency specified as follows:

- (1) If the intentional radiator operates below 10 GHz: to the tenth harmonic of the highest fundamental frequency or to 40 GHz, whichever is lower.
- (2) If the intentional radiator operates at or above 10 GHz and below 30 GHz: to the fifth harmonic of the highest fundamental frequency or to 100 GHz, whichever is lower.
- (3) If the intentional radiator operates at or above 30 GHz: to the fifth harmonic of the highest fundamental frequency or to 200 GHz, whichever is lower, unless specified otherwise elsewhere in the rules.
- (4) If the intentional radiator contains a digital device, regardless of whether this digital device controls the functions of the intentional radiator or the digital device is used for additional control or function purposes other than to enable the operation of the intentional radiator, the frequency range shall be investigated up to the range specified in paragraphs (a)(1)-(a)(3) of this section or the range applicable to the digital device, as shown in paragraph (b)(1) of this Section, whichever is the higher frequency range of investigation.

For hand-held devices, a exploratory test was performed with three (3) orthogonal planes to determine the highest emissions.

Measurements were made by Worldwide Testing Services(Taiwan) Co., Ltd. at the registered open field test site located No.5-1, Lishui, Shuang Sing Village, Wanli Dist., New Taipei City 207, Taiwan (R.O.C.). The Registration Number: **TW1477, TW1111, TW1072, TW1110.**



Registration number: W6M21708-17372-C-1-RX
FCC ID: 2AAGOMNB933RX

When an emission was found, the table was rotated to produce the maximum signal strength. At this point, the antenna was raised and lowered from 1m to 4m. The antenna was placed in both the horizontal and vertical planes.

When the radiated emission limits are expressed in terms of the average value of the emission, and pulsed operation is employed, the measurement field strength shall be determined by averaging over one complete pulse train, including blanking intervals, as long as the pulse train does not exceed 0.1 seconds. As an alternative (provided the transmitter operates for longer than 0.1 seconds) or in cases where the pulse train exceeds 0.1 seconds, the measured field strength shall be determined from the average absolute voltage during a 0.1 second interval during which the field strength is at its maximum value.

The formula is as follows:


Average = Peak + Duty Factor

Duty Factor = $20 \log (\text{dwell time}/T)$

T = 100ms when the pulse train period is over 100 ms or the period of the pulse train.

Modified Limits for peak according to 15.35 (b) = Max Permitted average Limits + 20dB

ANSI STANDARD C63.10-2013 B.2.7: Any measurements that utilize special test software shall be indicated and referenced in the test report. During testing, test software 'EZ EMC' was used for setting up different operation modes.




Worldwide Testing Services(Taiwan) Co., Ltd.

Registration number: W6M21708-17372-C-1-RX
 FCC ID: 2AAGOMNB933RX

3 Test results (enclosure)

TEST CASE	Para. Number	Required	Test passed	Test failed
Peak Output Power	15.247(b)	<input checked="" type="checkbox"/>	<input checked="" type="checkbox"/>	<input type="checkbox"/>
Equivalent isotropically radiated Power	15.247(b)	<input checked="" type="checkbox"/>	<input checked="" type="checkbox"/>	<input type="checkbox"/>
Spurious Emissions radiated – Transmitter operating	15.247(c)	<input checked="" type="checkbox"/>	<input checked="" type="checkbox"/>	<input type="checkbox"/>
Spurious Emissions conducted – Transmitter operating	15.247	<input type="checkbox"/>	<input type="checkbox"/>	<input type="checkbox"/>
Carrier Frequency Separation	15.247(a) (1)	<input checked="" type="checkbox"/>	<input checked="" type="checkbox"/>	<input type="checkbox"/>
Number of Hopping Frequencies	15.247(a) (1)(i)	<input checked="" type="checkbox"/>	<input checked="" type="checkbox"/>	<input type="checkbox"/>
Time of Occupancy (Dwell Time)	15.247(a) (1)(i)	<input checked="" type="checkbox"/>	<input checked="" type="checkbox"/>	<input type="checkbox"/>
20 dB Bandwidth	15.247(a) (1)(i)	<input checked="" type="checkbox"/>	<input checked="" type="checkbox"/>	<input type="checkbox"/>
Band-edge Compliance of RF Emission	15.247(c)	<input checked="" type="checkbox"/>	<input checked="" type="checkbox"/>	<input type="checkbox"/>
Radiated Emission from Digital part	15.109	<input type="checkbox"/>	<input type="checkbox"/>	<input type="checkbox"/>
Power Line Conducted Emission	15.207(a)	<input checked="" type="checkbox"/>	<input checked="" type="checkbox"/>	<input type="checkbox"/>



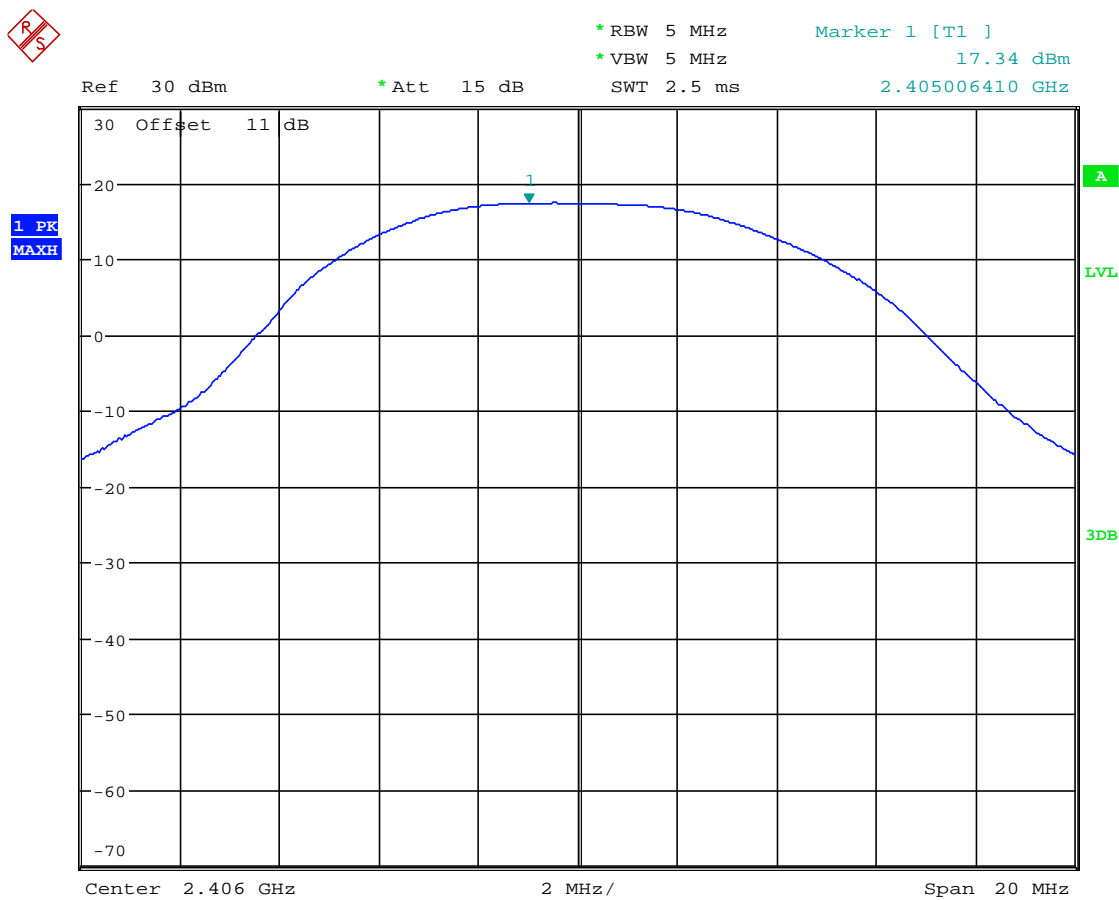
Registration number: W6M21708-17372-C-1-RX
FCC ID: 2AAGOMNB933RX

3.1 Peak Output Power (transmitter)


FCC Rule: 15.247

This measurement applies to equipment with an integral antenna and to equipment with an antenna connector and equipped with an antenna as declared by the applicant.

The power was measured with modulation (declared by the applicant).

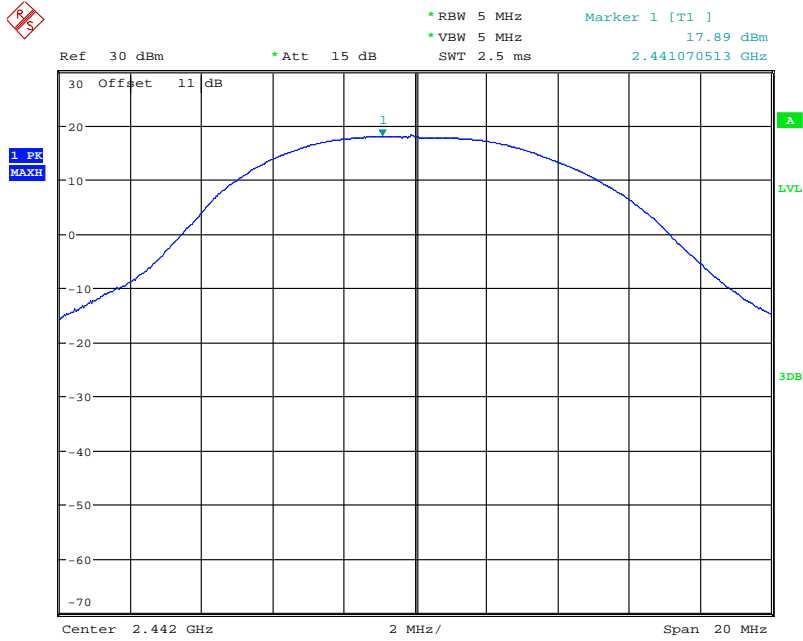


Date: 7.MAR.2017 14:33:12

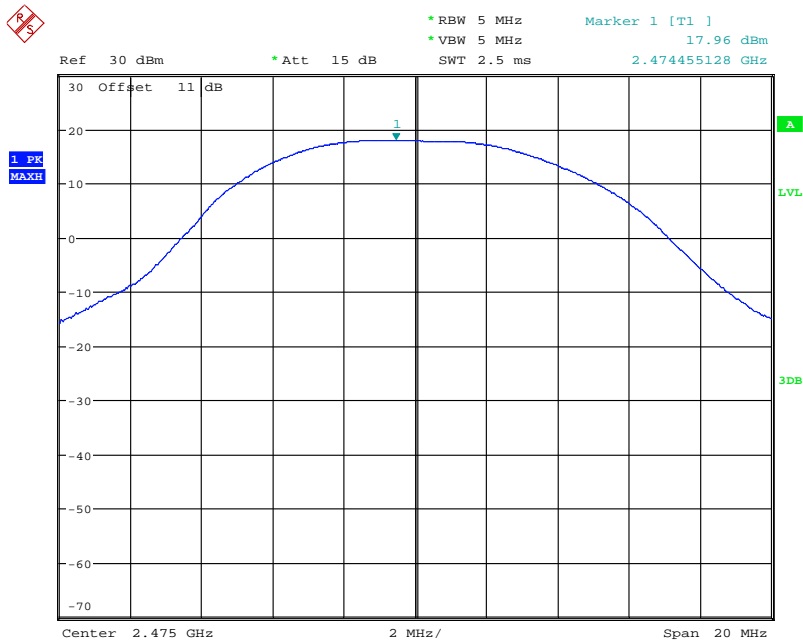


Worldwide Testing Services(Taiwan) Co., Ltd.


Registration number: W6M21708-17372-C-1-RX
FCC ID: 2AAGOMNB933RX



Date: 7.MAR.2017 14:34:23



Date: 7.MAR.2017 14:34:48



Registration number: W6M21708-17372-C-1-RX
FCC ID: 2AAGOMNB933RX


Maximum Peak Output Power

Limits:

Frequency MHz	Number of hopping channels			
	≥ 75	≥ 50	$49 \geq 25$	$74 \geq 15$
902-928		30 dBm	24 dBm	
2400-2483.5 MHz	30 dBm	-		21 dbm
5725-5850 MHz	30 dBm	-		

In case of employing transmitter antennas having antenna gain >dBi and using fixed poin-to point operation consider §15.247 (b)(4).

Test equipment used: ETSTW-RE 055, ETSTW-RE 064



Registration number: W6M21708-17372-C-1-RX
 FCC ID: 2AAGOMNB933RX

3.2 RF Exposure Compliance Requirements

FCC Rule: 15.247(b)(3)

Text exclusion = max. conducted output power
 Text exclusion = 17.96 dBm

Test equipment used: ETSTW-RE 055

3.3 Out of Band Radiated Emissions

FCC OET Bulletin 65 Edition 97.01 determines the equations for predicting RF fields and applicable limits.

The prediction for power density in the far-field but will over-predict power density in the near field, where it could be used for walking a “worst case” or conservative prediction.


$$S = \frac{PG}{4\pi R^2}$$

- S – Power Density
- P – Output power ERP
- R – Distance
- D – Cable Loss
- AG – Antenna Gain

Item	Unit	Value	Remarks
P	mW	62.5173	Peak value
D	dB	--	
AG	dBi	2	
G	--	1.5849	Calculated Value
R	cm	20	Assumed value
S	mW/cm ²	0.0197	Calculated value

Limits:

Limit for General Population / Uncontrolled Exposure	
Frequency (MHz)	Power Density (mW/cm ²)
1500 – 100.000	1.0



Registration number: W6M21708-17372-C-1-RX
FCC ID: 2AAGOMNB933RX

3.4 Transmitter Radiated Emissions in restricted Bands

FCC Rules: 15.247 (c), 15.205, 15.209, 15.35

Radiated emission measurements were performed from 30 MHz to 26000 MHz.

For radiated emission tests, the analyzer setting was as followings:

RES BW VID BW

Frequency <1 GHz 100 kHz 100 kHz (Peak measurements)

Frequency >1 GHz 1 MHz 1 MHz (Peak measurements)

1 MHz 1 MHz (Average measurements)

Limits:

For frequencies below 1GHz :

Frequency of Emission (MHz)	Field strength (microvolts/meter)	Field Strength (dB microvolts/meter)
30 – 88	100	40.0
88 – 216	150	43.5
216 – 960	200	46.0
Above 960	500	54.0

For frequencies above 1GHz (Average measurements).

Guidance on Measurement of FHSS Systems:

“If the emission is pulsed, modify the unit for continues operation , use the settings shown above, then correct the reading by subtracting the peak-average correction factor, derived from the appropriate duty cycle calculation.” Here the correction was added to the limit instead subtracted from the reading.

Duty cycle correction = $20 \log(\text{dwell time}/100\text{ms})$

For frequencies above 1GHz (Average measurements).

Limit – duty cycle correction

No duty cycle correction was added to the reading.

54.0dBμV/m

For frequencies above 1GHz (Peak measurements).

Limit + 20dB

54.0dBμV/m + 20 dB= 74 dBμV/m

Note: See attached diagrams.

Test equipment used: ETSTW-RE 004, ETSTW-RE 030, ETSTW-RE 062,
ETSTW-RE 142, ETSTW-RE 147



Registration number: W6M21708-17372-C-1-RX
 FCC ID: 2AAGOMNB933RX

3.5 Spurious emissions (tx)

Spurious emission was measured with modulation (declared by manufacturer).

In any 100 kHz bandwidth outside the frequency band in which the intentional radiator is operating, the radio frequency power that is produced by the intentional radiator shall be at least 20dB below that in the 100 kHz bandwidth within the band that contains the highest level of the desired power, based on either an RF conducted or a radiated measurement. Attenuation below the general limits specified in § 15.209(a) is not required. In addition, radiated emissions which fall in the restricted bands, as defined in § 15.205(a), must also comply with the radiated emission limits specified in § 15.209(a) (see § 15.205(c))

SAMPLE CALCULATION OF LIMIT. All results will be updated by an automatic measuring system in accordance to point 2.3.

Calculation of test results:

Such factors like antenna correction, cable loss, external attenuation etc. are already included in the provided measurement results. This is done by using validated test software and calibrated test system according the accreditation requirements.

The peak and average spurious emission plots was measured with the average limits.

In the Table being listed the critical peak and average value an exhibit the compliance with the above calculated Limits.

If in the column's correction factor states a value then the max. Field strength in the same row is corrected by a value gained from the "Marker-Delta-Method" or the „Duty-Cycle Correction Factor“.

Model: 55933R Date: -
 Mode: - Temperature: - °C Engineer: -
 Polarization: Horizontal Humidity: - %


Frequency (MHz)	Reading (dBuV)	Detector	Factor (dB)	Result (dBuV/m)	Limit (dBuV/m)	Margin (dB)	Table Degree (Deg.)	Ant. High (cm)
--	--	--	--	--	--	--	--	--
--	--	--	--	--	--	--	--	--

Polarization: Vertical

Frequency (MHz)	Reading (dBuV)	Detector	Factor (dB)	Result (dBuV/m)	Limit (dBuV/m)	Margin (dB)	Table Degree (Deg.)	Ant. High (cm)
--	--	--	--	--	--	--	--	--
--	--	--	--	--	--	--	--	--

Note:

1. Correction Factor = Antenna factor + Cable loss - Preamplifier
2. The formula of measured value as: Test Result = Reading + Correction Factor
3. Detector function in the form : PK = Peak, QP = Quasi Peak, AV = Average
4. All not in the table noted test results are more than 20 dB below the relevant limits.
 Measurement uncertainty above 1GHz: 30-1000 MHz = ±3.30 dB, 1-18 GHz = ± 2.28 dB, 18-40 GHz = ± 2.19 dB ; Reported uncertainties represent expanded uncertainties expressed at approximately the 95% confidence level using a coverage factor of k = 2.
5. See attached diagrams in appendix.




Worldwide Testing Services(Taiwan) Co., Ltd.

Registration number: W6M21708-17372-C-1-RX
FCC ID: 2AAGOMNB933RX

All other not noted test plots do not contain significant test results in relation to the limits.

TEST RESULT (Transmitter): The unit DOES meet the FCC requirements.

Test equipment used: ETSTW-RE 004, ETSTW-RE 030, ETSTW-RE 062,
ETSTW-RE 142, ETSTW-RE 147

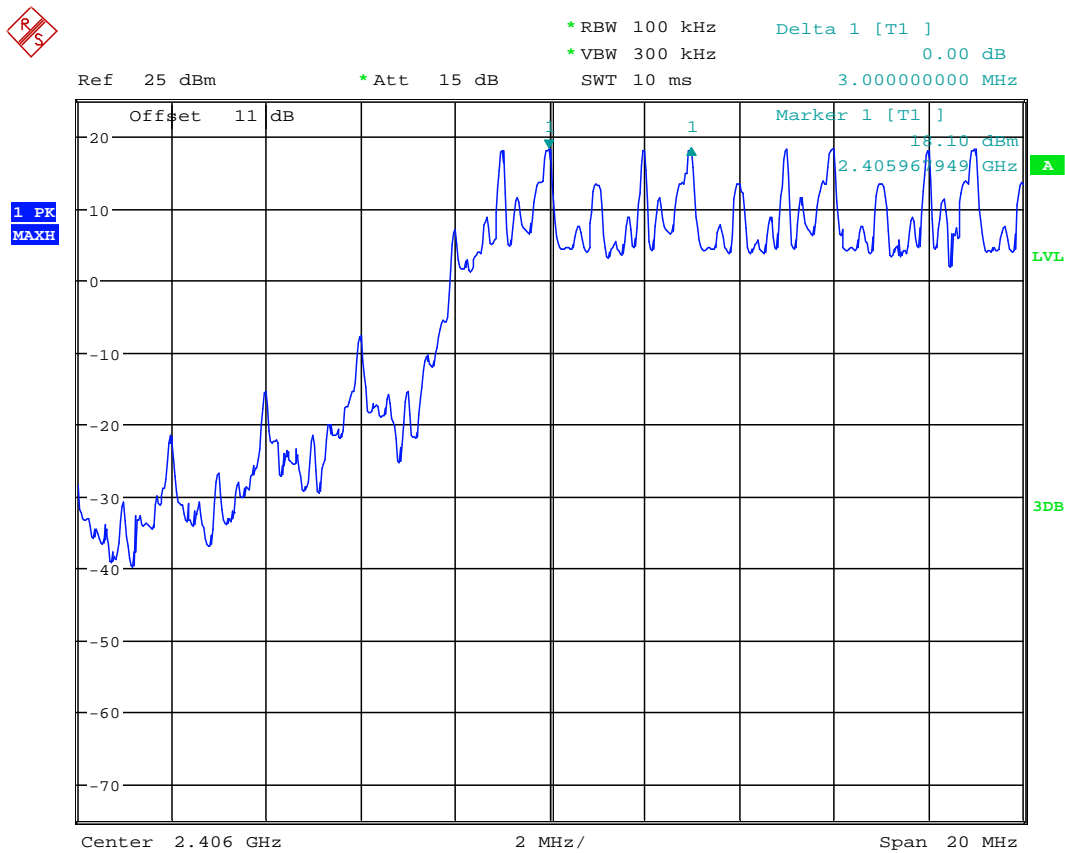


Registration number: W6M21708-17372-C-1-RX
FCC ID: 2AAGOMNB933RX

3.6 Carrier Frequency Separation

Carrier Frequency Separation was measured with modulation (declared by manufacturer).

According to FCC rules part 15 subpart C §15.247 frequency hopping systems shall have hopping channel carrier frequencies separated by a minimum of 25 kHz or 20 dB bandwidth of the hopping channel, whichever is greater.



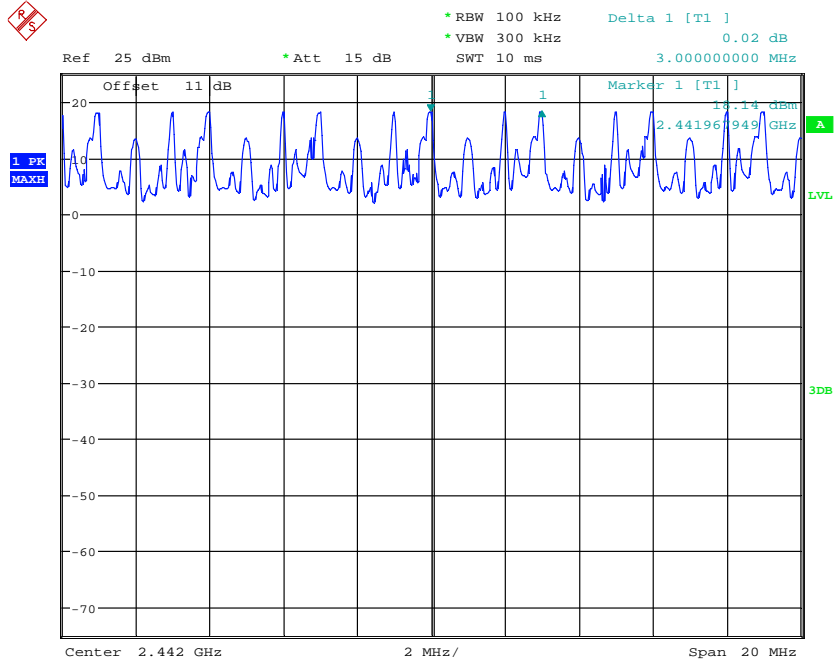
FREQUENCY SEPARATION 2406MHZ

Date: 8.MAR.2017 11:08:57



Worldwide Testing Services(Taiwan) Co., Ltd.


Registration number: W6M21708-17372-C-1-RX
FCC ID: 2AAGOMNB933RX



FREQUENCY SEPARATION 2442MHZ
Date: 8.MAR.2017 11:10:42



FREQUENCY SEPARATION 2475MHZ
Date: 8.MAR.2017 11:12:51




Worldwide Testing Services(Taiwan) Co., Ltd.

Registration number: W6M21708-17372-C-1-RX
FCC ID: 2AAGOMNB933RX

Limits:

Frequency Range MHz	Limits	
	20 dB bandwidth < 25 kHz	20 dB bandwidth > 25 kHz
902-928	25 kHz	20 dB bandwidth
2400-2483.5 5725-5850.0	25 kHz	20 dB bandwidth

Test equipment used: ETSTW-RE 055, ETSTW-RE 064

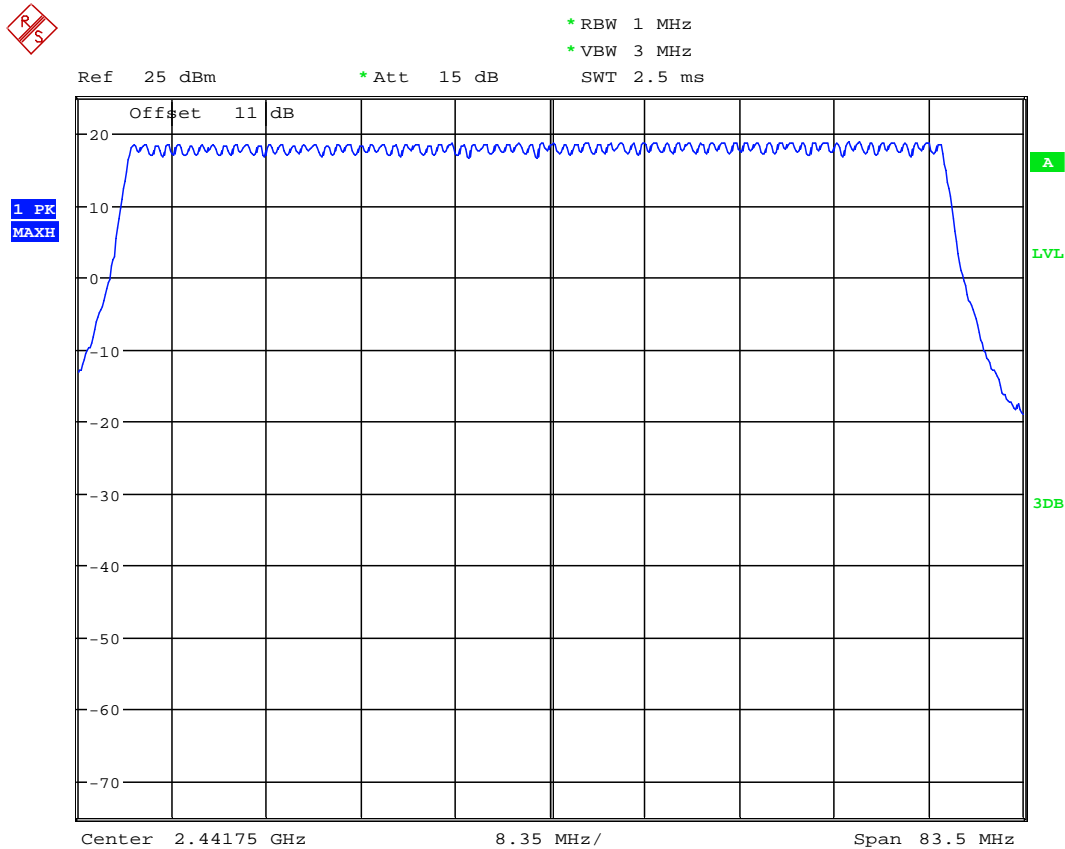


Registration number: W6M21708-17372-C-1-RX
FCC ID: 2AAGOMNB933RX

3.7 Number of Hopping Frequencies


According to FCC rules part 15 subpart C §15.247 frequency hopping systems operating in the 2400-2483.5 MHz band shall use at least 15 hopping frequencies. Frequency hopping systems in 5725-5850 MHz bands shall use least 75 hopping frequencies.

For frequency hopping systems operating in the 902-928 MHz band: if the 20dB bandwidth of the hopping channel is less than 250 kHz, the system shall use at least 50 hopping frequencies; if the 20dB bandwidth of the hopping channel 250 kHz or greater, the system shall use at least 25 hopping frequencies.



NUMBER OF HOPPING

Date: 8.MAR.2017 11:04:06




Worldwide Testing Services(Taiwan) Co., Ltd.

Registration number: W6M21708-17372-C-1-RX
FCC ID: 2AAGOMNB933RX

Limits:

Frequency Range MHz	Limit	
	20dB Bandwidth	Number of Channels
902-928 MHz	Bandwidth < 250 kHz	≥ 50
	Bandwidth ≥ 250 kHz	≥ 25
2400-2483.5	not defined	15
5725-5850.0 MHz	1 MHz	75

Test equipment used: ETSTW-RE 055, ETSTW-RE 064




Registration number: W6M21708-17372-C-1-RX
FCC ID: 2AAGOMNB933RX

3.7.1 Pseudorandom Frequency Hopping Sequence

This FHSS transmitter is controlled by a microchip to generate the Pseudorandom Frequency Hopping Sequence. There are three hopping sequences listed below:

Sequence : 2406, 2409, 2412, 2415, 2418, 2421, 2424, 2427, 2430, 2433, 2436, 2439, 2442, 2445, 2448, 2451, 2454, 2457, 2460, 2463, 2466, 2469, 2472, 2475

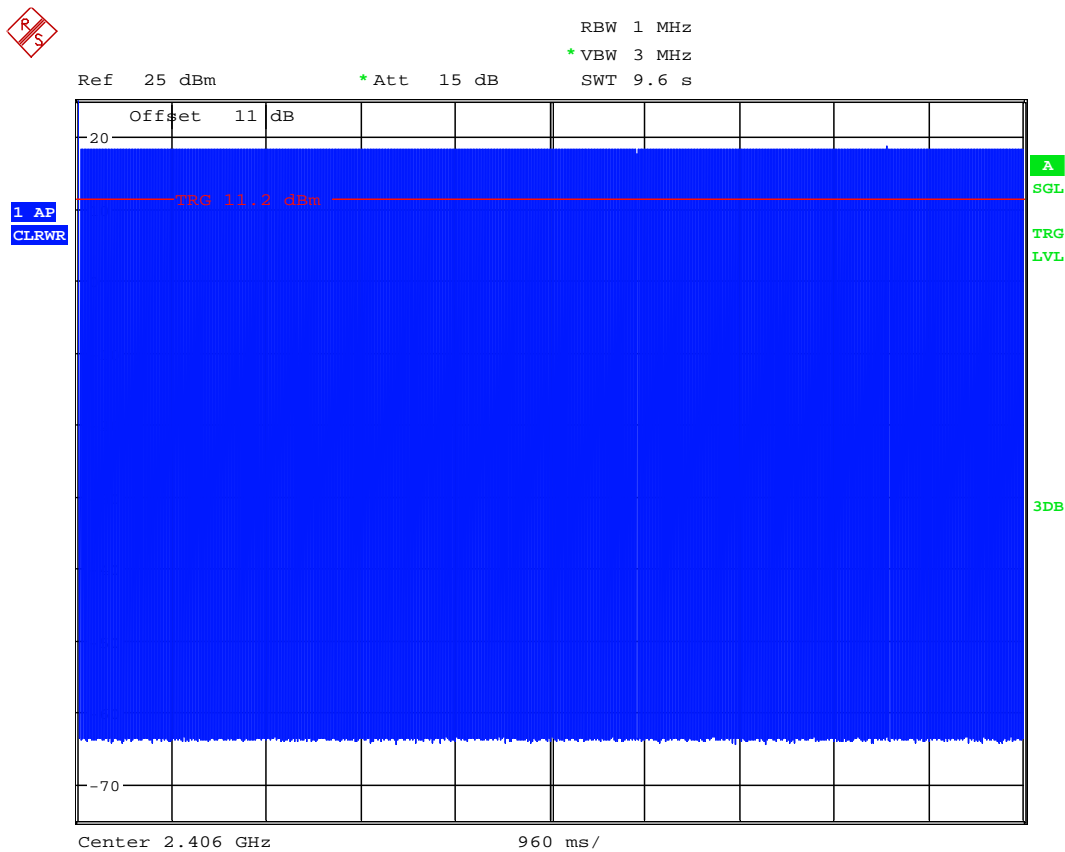


Registration number: W6M21708-17372-C-1-RX
FCC ID: 2AAGOMNB933RX

3.8 Time of Occupancy (Dwell Time)

Frequency hopping systems operating in the 5725-5850 MHz band shall use an average time of occupancy on any frequency not greater than 0.4 seconds within a 30 second period.
In 2400-2483.5 MHz band the average time of occupancy on any channel shall not be greater than 0.4 seconds multiplied by the number of hopping channels employed.

For frequency hopping systems operating in the 902-928 MHz band: if the 20dB bandwidth of the hopping channel is less than 250 kHz, the average time of occupancy on any frequency shall not be greater than 0.4 seconds within a 20 second period; if the 20dB bandwidth of the hopping channel is 250 kHz or greater, the average time of occupancy on any frequency shall not be greater than 0.4 seconds within a 10 second period.



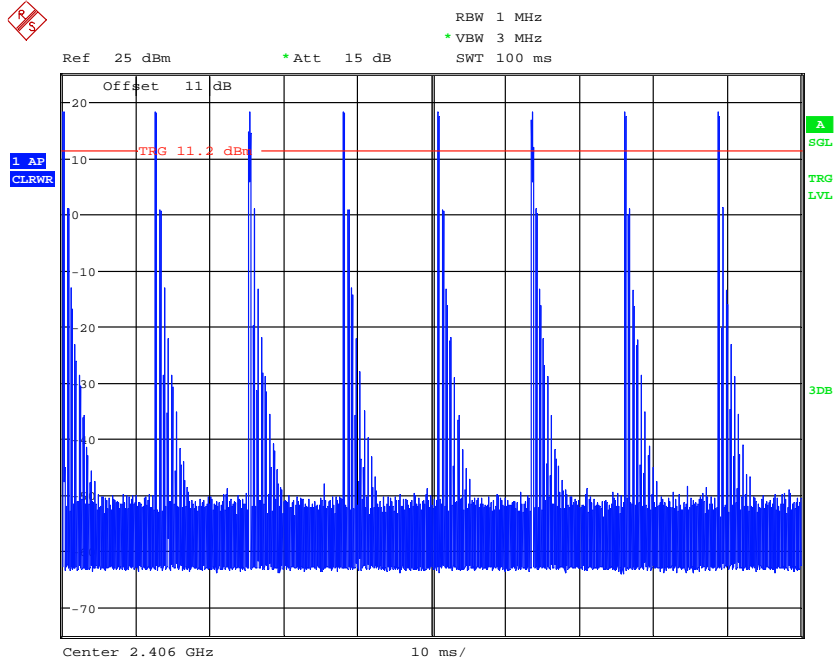
DWELL TIME 2406MHZ

Date: 8.MAR.2017 11:38:28

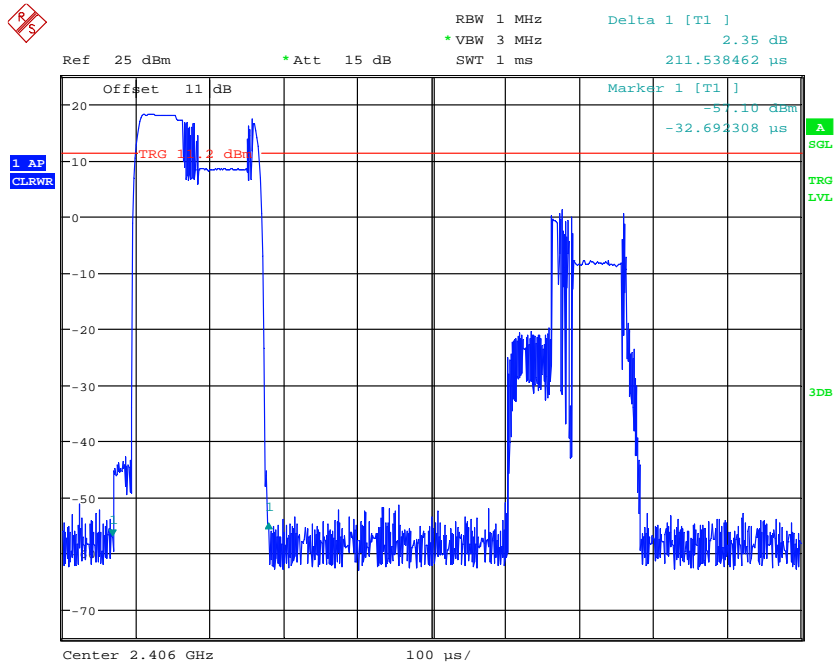


Worldwide Testing Services(Taiwan) Co., Ltd.


Registration number: W6M21708-17372-C-1-RX
FCC ID: 2AAGOMNB933RX



DWELL TIME 2406MHZ
Date: 8.MAR.2017 11:38:48

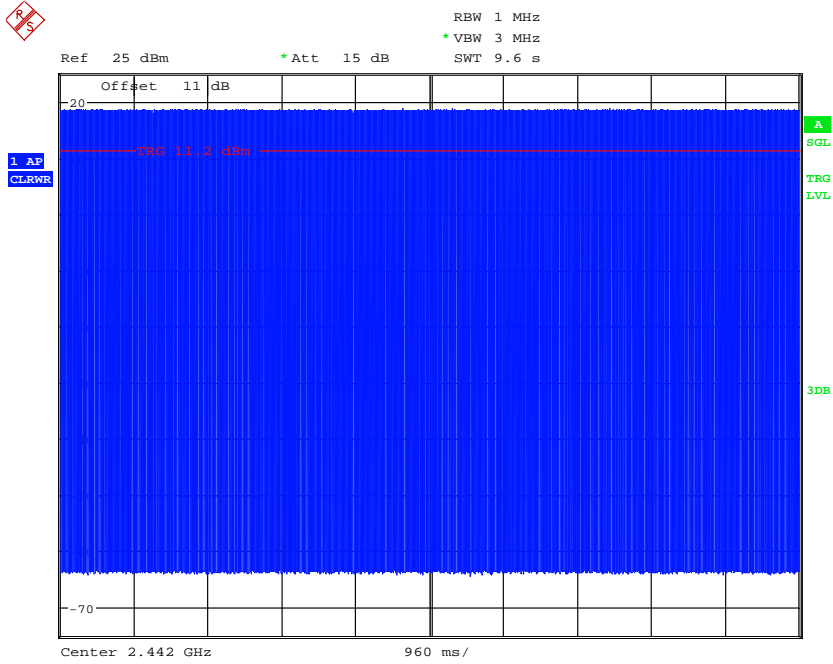


DWELL TIME 2406MHZ(0.211ms *8*96=162.048ms)
Date: 8.MAR.2017 11:40:24

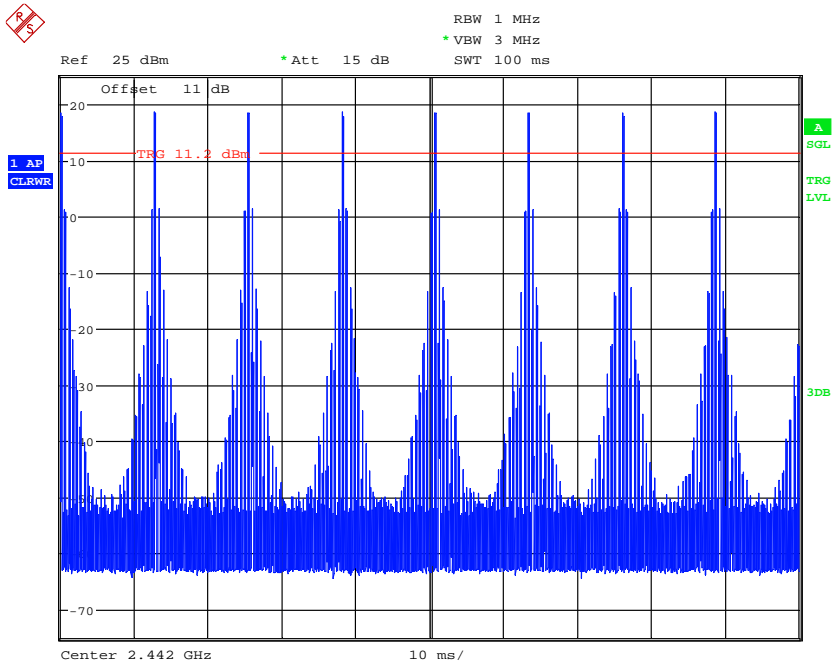


Worldwide Testing Services(Taiwan) Co., Ltd.


Registration number: W6M21708-17372-C-1-RX
FCC ID: 2AAGOMNB933RX



DWELL TIME 2442MHZ
Date: 8.MAR.2017 11:42:04

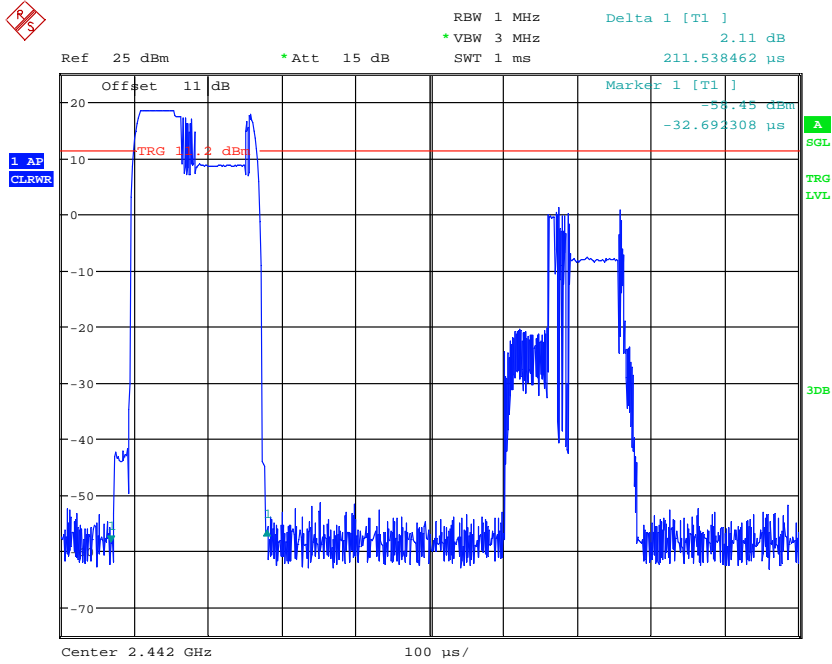


DWELL TIME 2442MHZ
Date: 8.MAR.2017 11:42:28

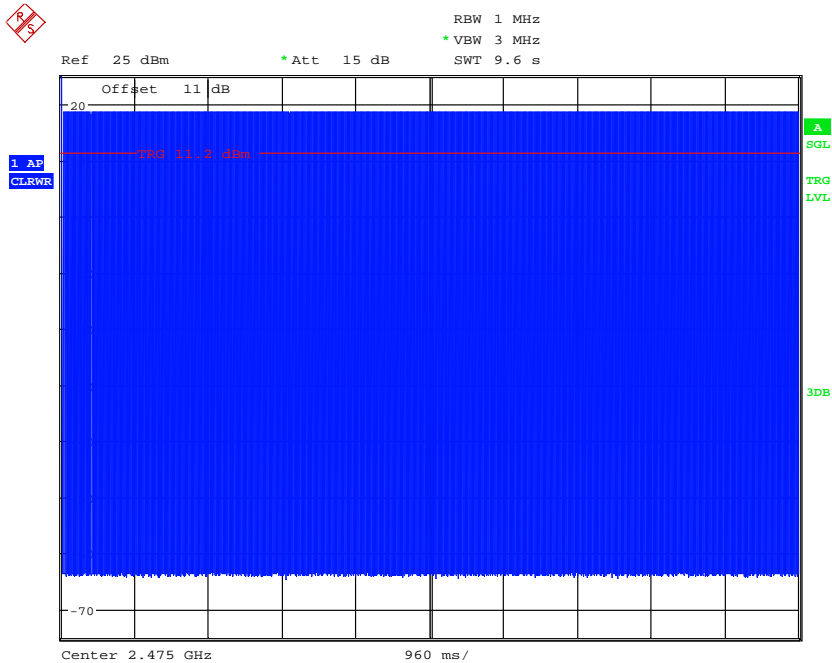


Worldwide Testing Services(Taiwan) Co., Ltd.


Registration number: W6M21708-17372-C-1-RX
 FCC ID: 2AAGOMNB933RX



DWELL TIME 2442MHZ(0.211ms *8*96=162.048ms)
 Date: 8.MAR.2017 11:40:48

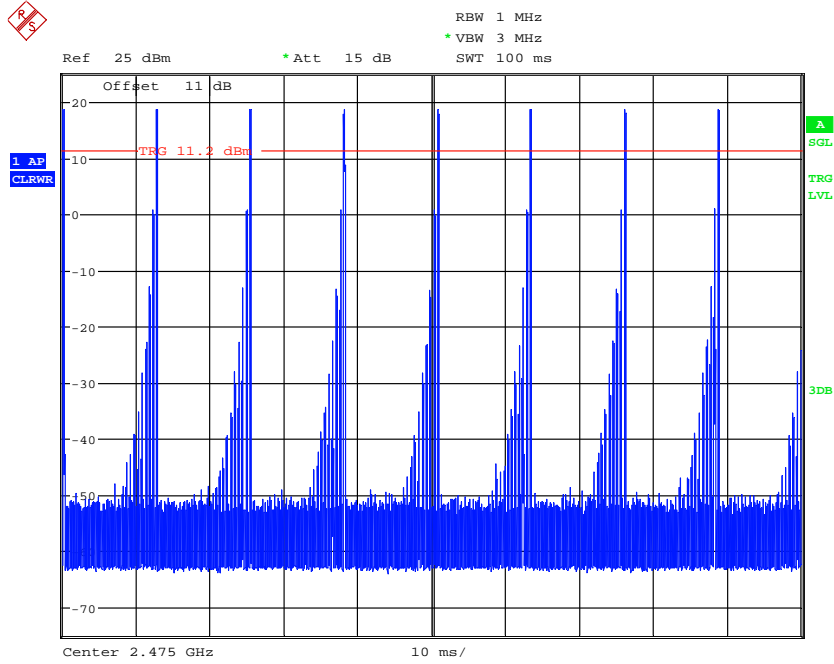


DWELL TIME 2475MHZ
 Date: 8.MAR.2017 11:43:51

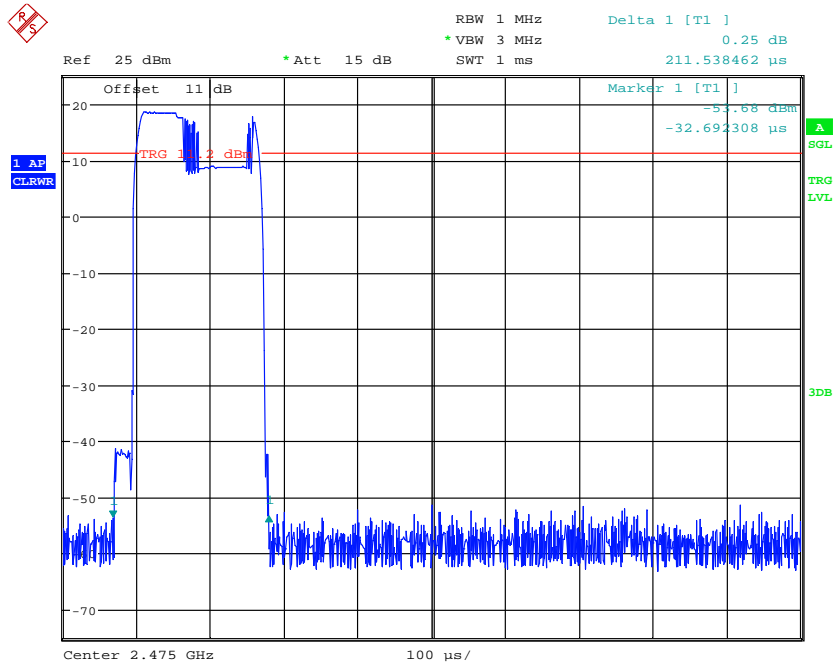


Worldwide Testing Services(Taiwan) Co., Ltd.


Registration number: W6M21708-17372-C-1-RX
 FCC ID: 2AAGOMNB933RX



DWELL TIME 2475MHZ
 Date: 8.MAR.2017 11:44:05



DWELL TIME 2475MHZ(0.211ms *8*96=162.048ms)
 Date: 8.MAR.2017 11:41:18



Worldwide Testing Services(Taiwan) Co., Ltd.


Registration number: W6M21708-17372-C-1-RX

FCC ID: 2AAGOMNB933RX

Limits and measurement periods:

Frequency MHz	Number of channels	Measurement Period	Limit
902 – 928	≥ 50	20 s	0.4 s
	$49 \geq 25$	10 s	0.4 s
2400 – 2483.5	≥ 15	0.4 s * number of used channels	0.4 s
5725- 5850	≥ 75	30 s	0.4s

Test equipment used: ETSTW-RE 055, ETSTW-RE 064



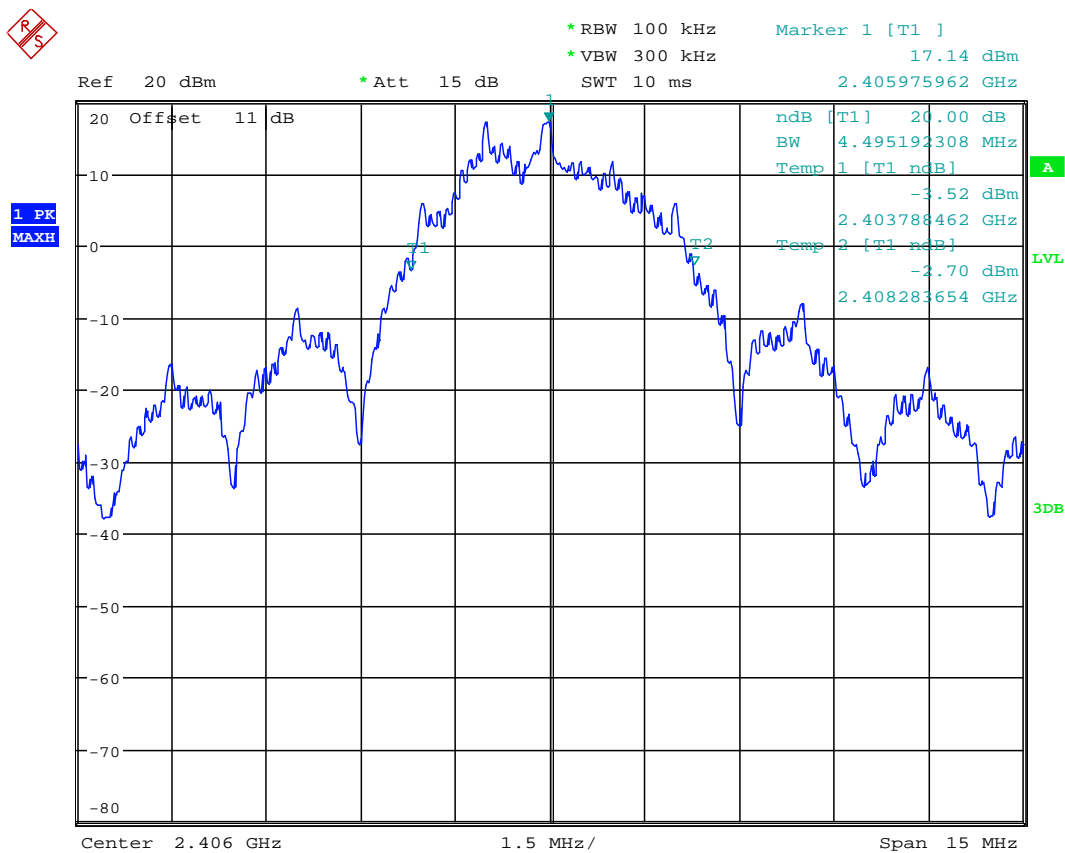
Registration number: W6M21708-17372-C-1-RX
 FCC ID: 2AAGOMNB933RX

3.9 20dB Bandwidth

Frequency hopping systems operating in the 5725-5850 MHz bands shall use a maximum 20dB bandwidth of 1 MHz.

The 20dB bandwidth is measured on the lowest, middle and highest hopping channel.

For frequency hopping systems operating in the 902-928 MHz band the maximum 20dB bandwidth of the hopping channel is 500 kHz.



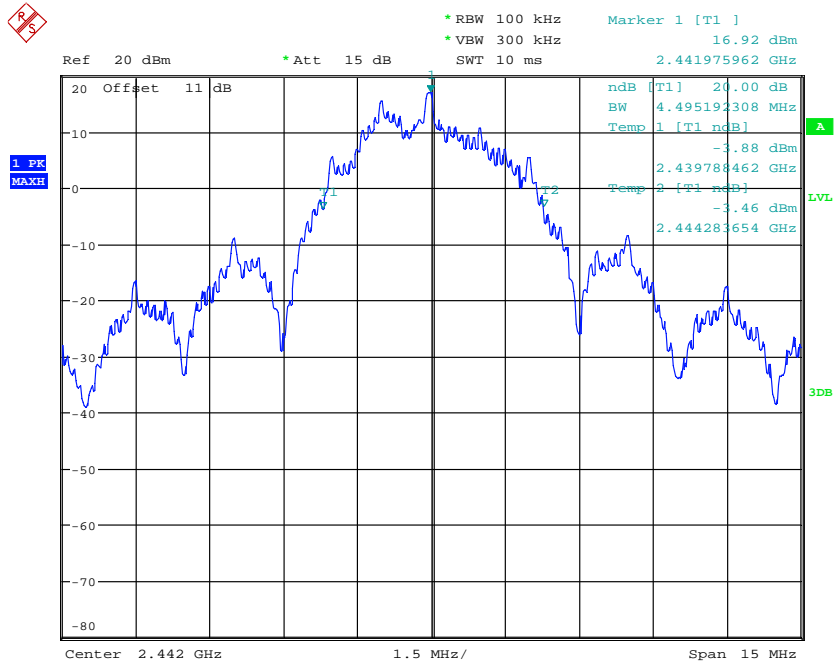
20DB BANDWIDTH 2406MHZ

Date: 8.MAR.2017 10:49:26

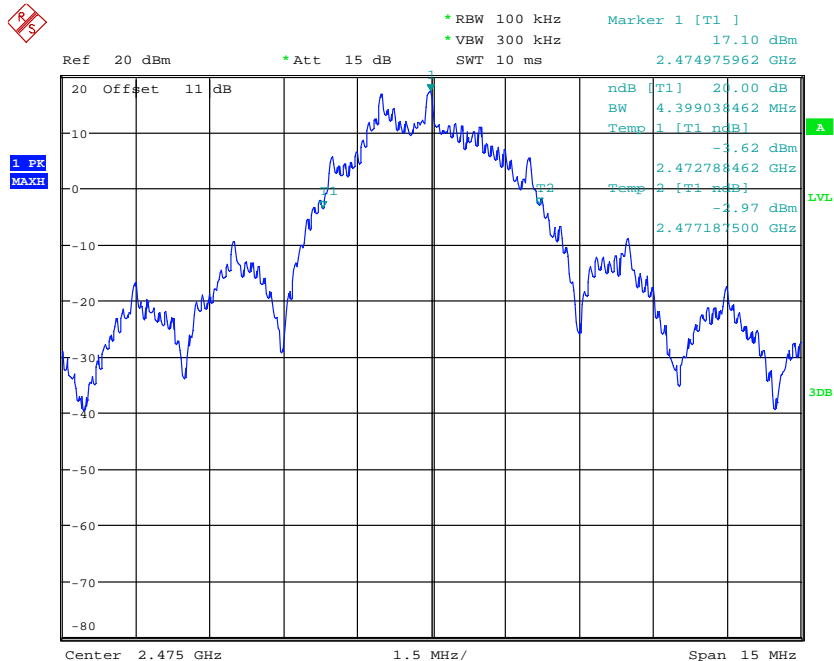


Worldwide Testing Services(Taiwan) Co., Ltd.


Registration number: W6M21708-17372-C-1-RX
 FCC ID: 2AAGOMNB933RX



20DB BANDWIDTH 2442MHZ
 Date: 8.MAR.2017 10:50:08



20DB BANDWIDTH 2475MHZ
 Date: 8.MAR.2017 10:50:43




Worldwide Testing Services(Taiwan) Co., Ltd.

Registration number: W6M21708-17372-C-1-RX
FCC ID: 2AAGOMNB933RX

Limits:

Frequency Range / MHz	Limit
902-928	≤ 500 kHz
2400-2483.5	not defined
5725-5850	≤ 1 MHz

Test equipment used: ETSTW-RE 055, ETSTW-RE 064

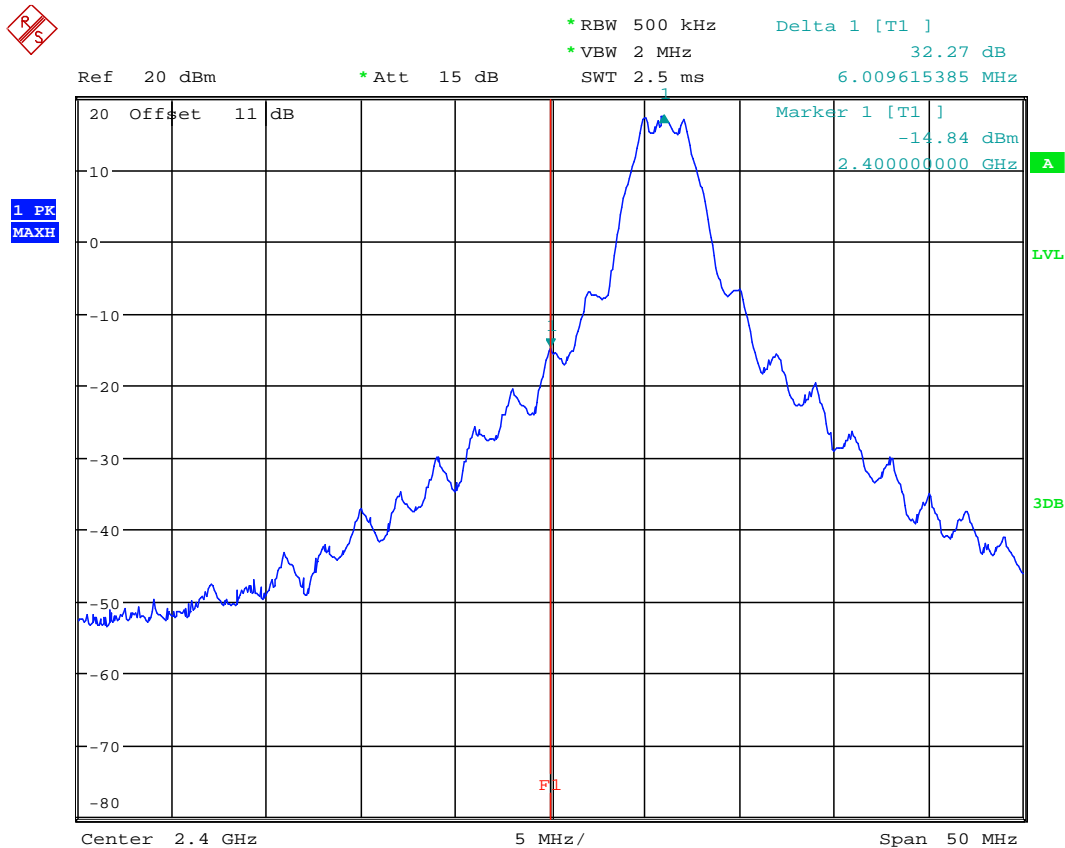


Registration number: W6M21708-17372-C-1-RX
FCC ID: 2AAGOMNB933RX

3.10 Band-edge Compliance of RF Emissions


According to FCC rules part 15 subpart C §15.247(c) in any 100 kHz bandwidth outside the frequency band in which the intentional radiator is operating, the radio frequency power that is produced by the intentional radiator shall be at least 20dB below that in the 100 kHz bandwidth within the band that contains the highest level of the desired power, based on either an RF conducted or a radiated measurement. Attenuation below the general limits specified in § 15.209(a) is not required.

In addition radiated emission which fall in the restricted bands, as defined in section 15.205(a), must also with the radiated emission limits.



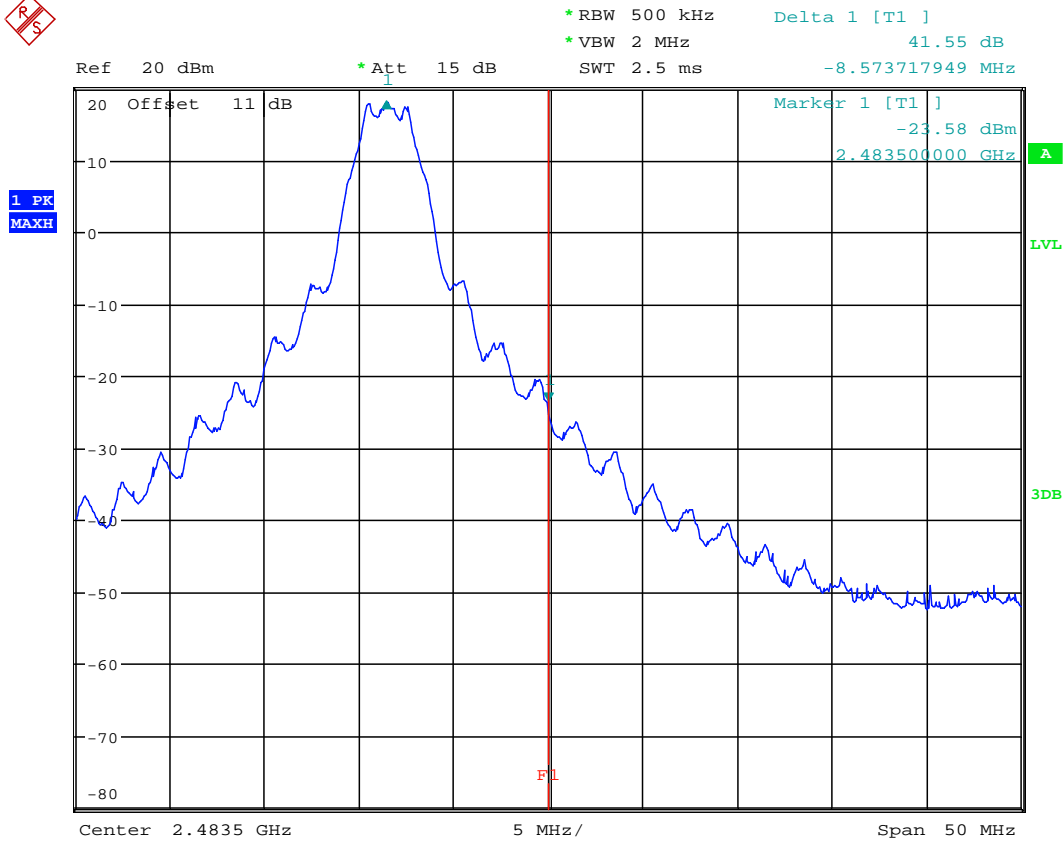
BANDEDGE 2406MHZ

Date: 8.MAR.2017 10:53:50



Worldwide Testing Services(Taiwan) Co., Ltd.

Registration number: W6M21708-17372-C-1-RX
 FCC ID: 2AAGOMNB933RX




BANDEDGE 2475MHZ

Date: 8.MAR.2017 10:53:11

Limits:

Frequency Range / MHz	Limit
902 – 928	- 20 dB
2400 – 2483.5	
5725 - 5850	

Test equipment used: ETSTW-RE 055, ETSTW-RE 064



Registration number: W6M21708-17372-C-1-RX
FCC ID: 2AAGOMNB933RX

3.11 Radiated Emissions from Digital part

FCC Rule: 15.109


Summary table with radiated data of the test plots

Except for Class A digital devices, the field strength of radiated emissions from unintentional radiators at a distance of 3 meters shall not exceed the following values:

Frequency of Emission (MHz)	Field Strength (microvolts/meter)	Field Strength (dBmicrovolts/meter)
30 – 88	100	40.0
88 – 216	150	43.5
216 – 960	200	46.0
Above 960	500	54.0

Explanation: The test results are listed in the separated test report no.: W6M21708-17372-P-15B.

Test equipment used: ETSTW-RE 004, ETSTW-RE 030, ETSTW-RE 062,
ETSTW-RE 142, ETSTW-RE 147

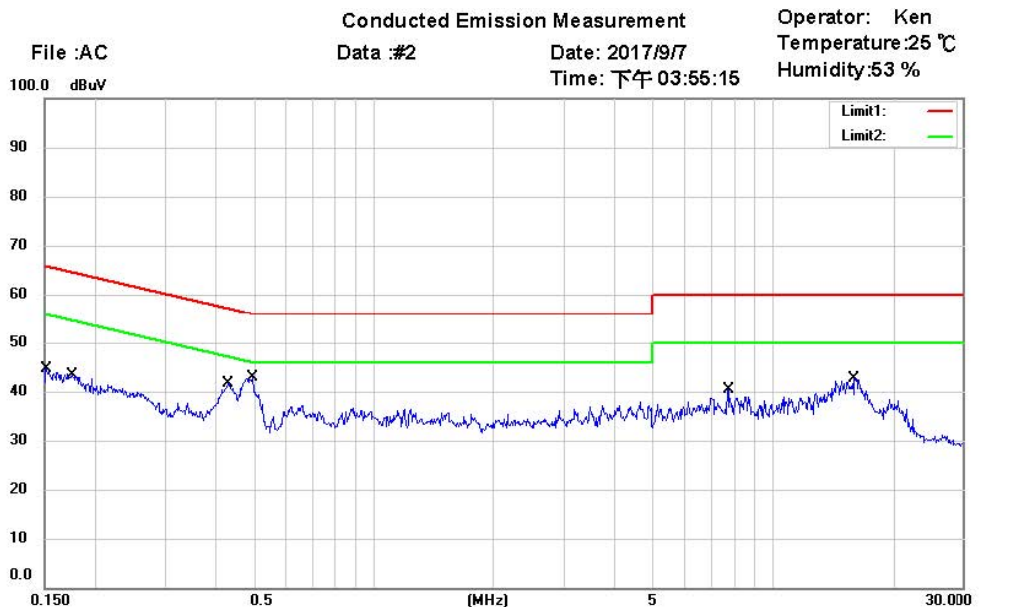


Registration number: W6M21708-17372-C-1-RX
 FCC ID: 2AAGOMNB933RX

3.12 Power Line Conducted Emission

For an intentional radiator which is designed to be connected to the public utility (AC) power line, the radio frequency voltage that is conducted back onto the AC line on any frequency or frequencies within the band 150 kHz to 30 MHz shall not exceed the limits in the table bellows with this provision shall be based on the measurement of the radio frequency voltage between each power line and ground at the power terminals.

This measurement was transact first with instrumentation using an average and peak detector and a 10 kHz bandwidth. If the peak detector achieves a calculated level, the measurement is repeated by an instrumentation using a quasi-peak detector.



Site : Chamber_03
 Condition : FCC Part 15 Class B Conduction (QP) Phase: N
 EUT : W6M21708-17372 Power : 120 V.a.c.
 M/N:
 Test Mode : Monitor
 Note :

Mk.	Frequency (MHz)	Reading (dBuV)	Detector	Corrected factor(dB)	Result (dBuV)	Limit (dBuV)	Margin (dB)	Comment
	0.1508	27.05	QP	10.02	37.07	65.96	-28.89	
	0.1508	13.10	AVG	10.02	23.12	55.96	-32.84	
	0.1754	25.32	QP	10.01	35.33	64.70	-29.37	
	0.1754	15.39	AVG	10.01	25.40	54.70	-29.30	
	0.4298	23.91	QP	10.01	33.92	57.26	-23.34	
	0.4298	17.38	AVG	10.01	27.39	47.26	-19.87	
	0.4967	27.44	QP	10.01	37.45	56.06	-18.61	
*	0.4967	21.57	AVG	10.01	31.58	46.06	-14.48	
	7.6875	19.38	QP	10.43	29.81	60.00	-30.19	
	7.6875	12.58	AVG	10.43	23.01	50.00	-26.99	
	15.9625	22.49	QP	11.02	33.51	60.00	-26.49	
	15.9625	12.68	AVG	11.02	23.70	50.00	-26.30	

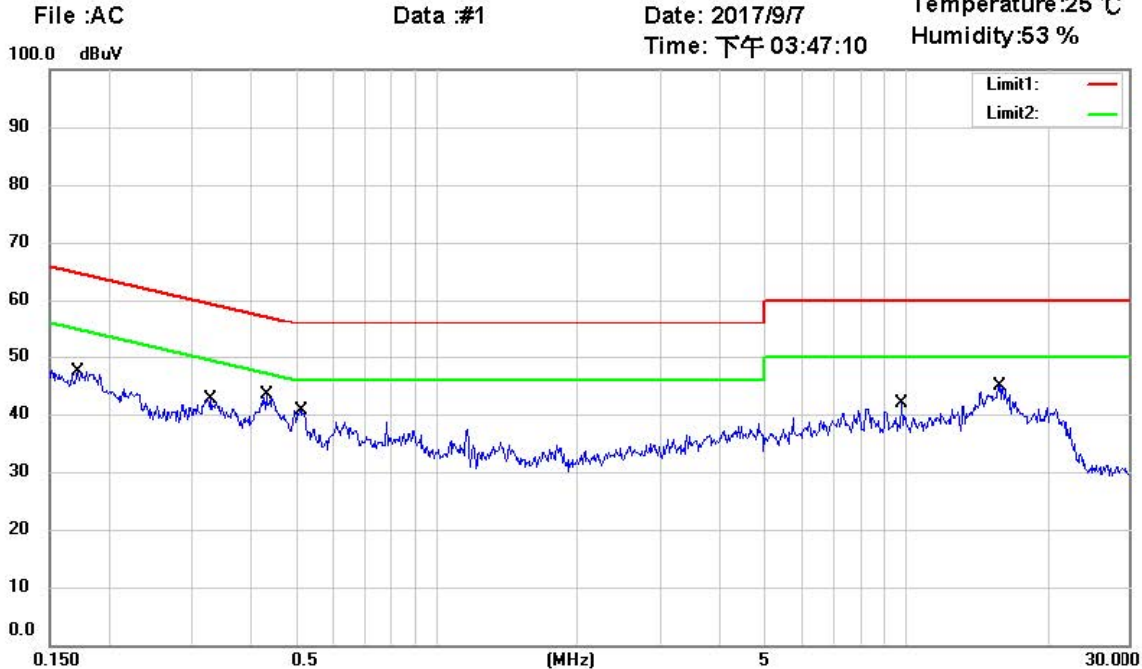


Worldwide Testing Services(Taiwan) Co., Ltd.

Registration number: W6M21708-17372-C-1-RX
 FCC ID: 2AAGOMNB933RX

Conducted Emission Measurement

Operator: Ken
 Temperature: 25 °C
 Humidity: 53 %



Site : Chamber_03

Condition : FCC Part 15 Class B Conduction (QP)

Phase: L1

EUT : W6M21708-17372

Power : 120 V.a.c.

M/N:


Test Mode : Monitor

Note :

Mk.	Frequency (MHz)	Reading (dBuV)	Detector	Corrected factor(dB)	Result (dBuV)	Limit (dBuV)	Margin (dB)	Comment
	0.1720	26.39	QP	10.08	36.47	64.86	-28.39	
	0.1720	8.09	AVG	10.08	18.17	54.86	-36.69	
	0.3292	22.63	QP	10.05	32.68	59.47	-26.79	
	0.3292	10.48	AVG	10.05	20.53	49.47	-28.94	
	0.4317	22.23	QP	10.02	32.25	57.22	-24.97	
	0.4317	7.74	AVG	10.02	17.76	47.22	-29.46	
*	0.5112	22.48	QP	10.02	32.50	56.00	-23.50	
	0.5112	10.29	AVG	10.02	20.31	46.00	-25.69	
	9.7625	18.52	QP	10.72	29.24	60.00	-30.76	
	9.7625	9.83	AVG	10.72	20.55	50.00	-29.45	
	15.7500	23.18	QP	11.17	34.35	60.00	-25.65	
	15.7500	12.78	AVG	11.17	23.95	50.00	-26.05	

Note:

1. The formula of measured value as: Test Result = Reading + Correction Factor
2. The Correction Factor = Cable Loss + LISN Insertion Loss + Pulse Limit Loss
3. Detector function in the form : PK = Peak, QP = Quasi Peak, AV = Average
4. All not in the table noted test results are more than 20 dB below the relevant limits.
5. Measurement uncertainty = ±0.74dB; Reported uncertainties represent expanded uncertainties expressed at approximately the 95% confidence level using a coverage factor of k = 2.
6. Up Line: QP Limit Line, Down Line: Ave Limit Line.




Worldwide Testing Services(Taiwan) Co., Ltd.

Registration number: W6M21708-17372-C-1-RX
FCC ID: 2AAGOMNB933RX

Limits:

Frequency of Emission (MHz)	Conducted Limit (dBuV)	
	Quasi Peak	Average
0.15-0.5	66 to 56	56 to 46
0.5-5	56	46
5-30	60	50

Test equipment used: ETSTW-CE 001, ETSTW-RE 045, ETSTW-CE 016




Appendix

A. Photos

1. External photos
2. Internal photos
3. Set up photo of Radiated Emission
4. Set up photo of Conducted Emission


B. Measurement diagrams


Spurious Emissions radiated



Registration number: W6M21708-17372-C-1-RX
FCC ID: 2AAGOMNB933RX


External Photos






Registration number: W6M21708-17372-C-1-RX
FCC ID: 2AAGOMNB933RX






Registration number: W6M21708-17372-C-1-RX
FCC ID: 2AAGOMNB933RX






Registration number: W6M21708-17372-C-1-RX
FCC ID: 2AAGOMNB933RX





Registration number: W6M21708-17372-C-1-RX
FCC ID: 2AAGOMNB933RX






Worldwide Testing Services(Taiwan) Co., Ltd.


Registration number: W6M21708-17372-C-1-RX
FCC ID: 2AAGOMNB933RX






Registration number: W6M21708-17372-C-1-RX
FCC ID: 2AAGOMNB933RX


Internal Photos





Worldwide Testing Services(Taiwan) Co., Ltd.

Registration number: W6M21708-17372-C-1-RX
FCC ID: 2AAGOMNB933RX





Registration number: W6M21708-17372-C-1-RX
FCC ID: 2AAGOMNB933RX



Registration number: W6M21708-17372-C-1-RX
FCC ID: 2AAGOMNB933RX






Registration number: W6M21708-17372-C-1-RX
FCC ID: 2AAGOMNB933RX





Registration number: W6M21708-17372-C-1-RX
FCC ID: 2AAGOMNB933RX





Registration number: W6M21708-17372-C-1-RX
FCC ID: 2AAGOMNB933RX






Worldwide Testing Services(Taiwan) Co., Ltd.

Registration number: W6M21708-17372-C-1-RX
FCC ID: 2AAGOMNB933RX






Registration number: W6M21708-17372-C-1-RX

FCC ID: 2AAGOMNB933RX

**Set Up Photo of Radiated Emission
Below 1GHz**






Worldwide Testing Services(Taiwan) Co., Ltd.

Registration number: W6M21708-17372-C-1-RX

FCC ID: 2AAGOMNB933RX

Above 1GHz





Registration number: W6M21708-17372-C-1-RX
FCC ID: 2AAGOMNB933RX

Set Up Photo of Conducted Emission





Radiated Emission Measurement

Operator: Leon

File :1

Data :#1

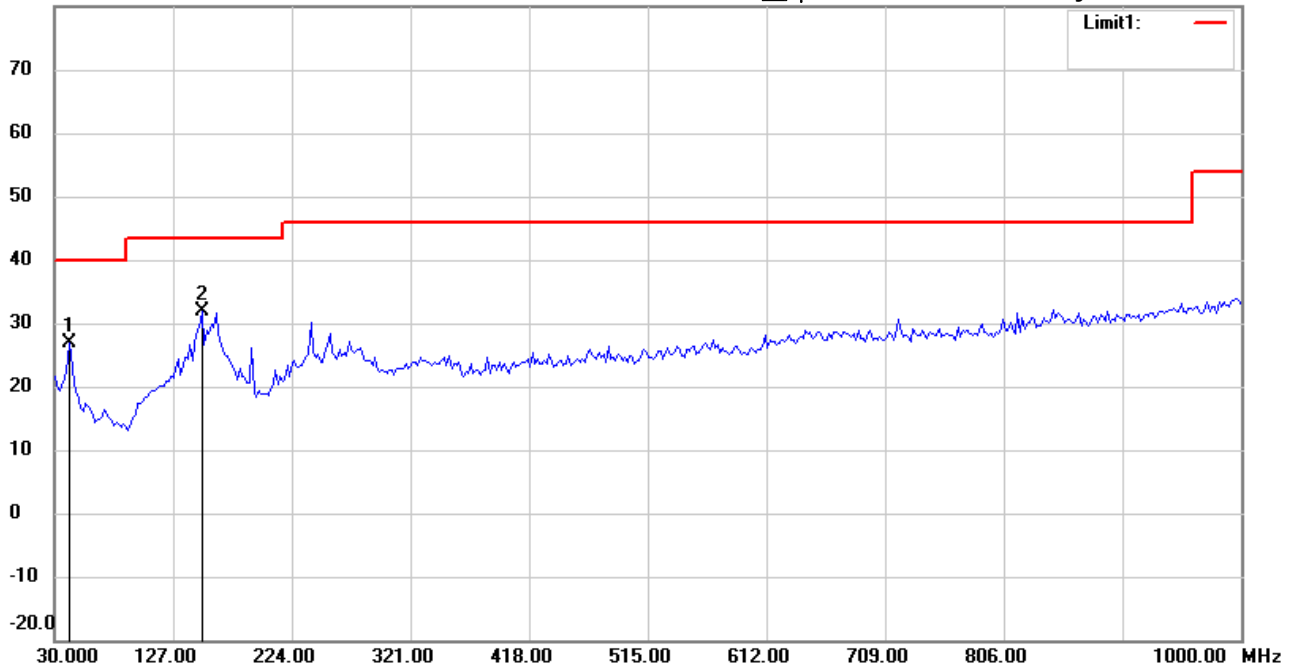
Date: 2017/3/14

Temperature:24 °C

80.0 dBuV/m

Time: 上午 09:08:29

Humidity:60 %



Site : Chamber

Condition : FCC_part 15 RE-Class C_30-1000MHz

Polarization: *Horizontal*

EUT : W6M21708-17372

Power : 120 Va.c.

M/N:

Distance: 3m

Test Mode : TX 2406MHz

Note :

Mk.	Frequency (MHz)	Reading (dBuV)	Detector	Corr. factor (dB/m)	Result (dBuV/m)	Limit (dBuV/m)	Ant.Pos (cm)	Tab.Pos (deg.)	Margin (dB)	Comment
	41.6632	35.17	peak	-8.33	26.84	40.00	100	70	-13.16	
*	150.5210	39.70	peak	-7.70	32.00	43.50	100	125	-11.50	



Radiated Emission Measurement

Operator: Leon

File :1

Data :#2

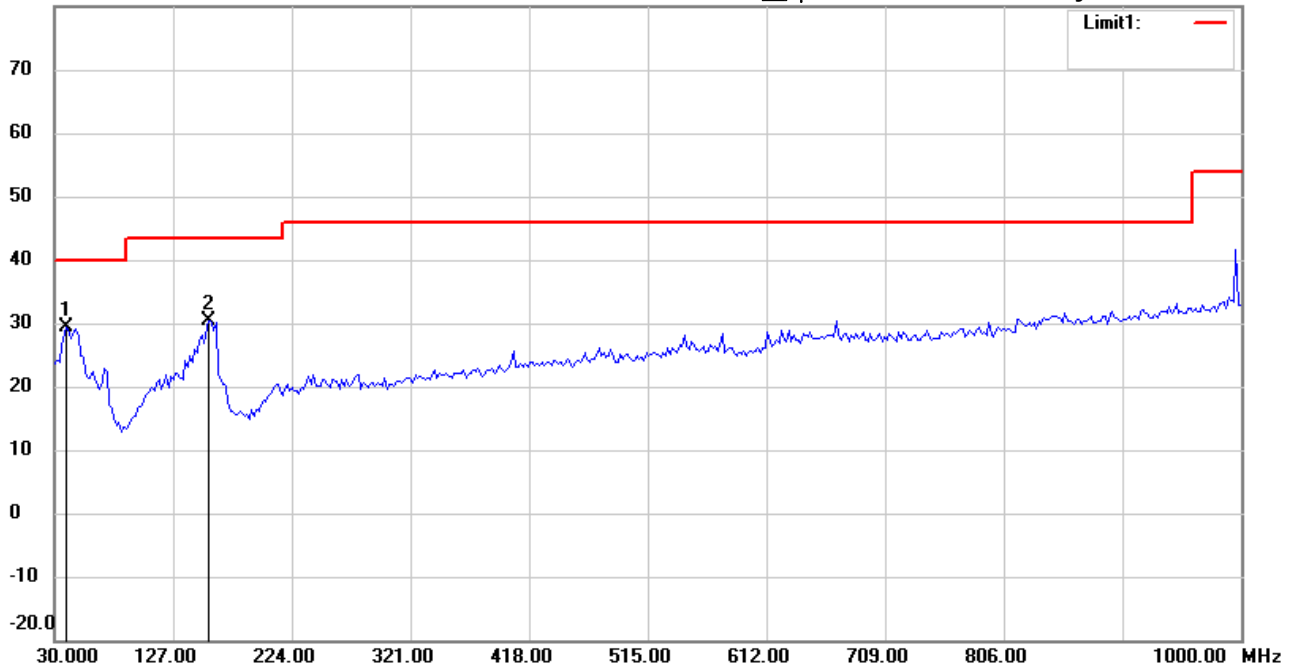
Date: 2017/3/14

Temperature:24 °C

80.0 dBuV/m

Time: 上午 09:09:23

Humidity:60 %



Site : Chamber

Condition : FCC_part 15 RE-Class C_30-1000MHz

EUT : W6M21708-17372

M/N:

Test Mode : TX 2406MHz

Note :

Polarization: *Vertical*

Power : 120 Va.c.

Distance: 3m

Mk.	Frequency (MHz)	Reading (dBuV)	Detector	Corr. factor (dB/m)	Result (dBuV/m)	Limit (dBuV/m)	Ant.Pos (cm)	Tab.Pos (deg.)	Margin (dB)	Comment
*	39.7194	37.46	peak	-8.15	29.31	40.00	100	95	-10.69	
	156.3527	38.86	peak	-8.40	30.46	43.50	100	60	-13.04	



Address:6F.,No.58,Ln 188,Ruey Kuang Rd,Neihu,Taipei
 Tel:+886-2-6606-8877
 Fax:+886-2-6606-8875

Radiated Emission Measurement

Operator: Leon

File :3

Data :#1

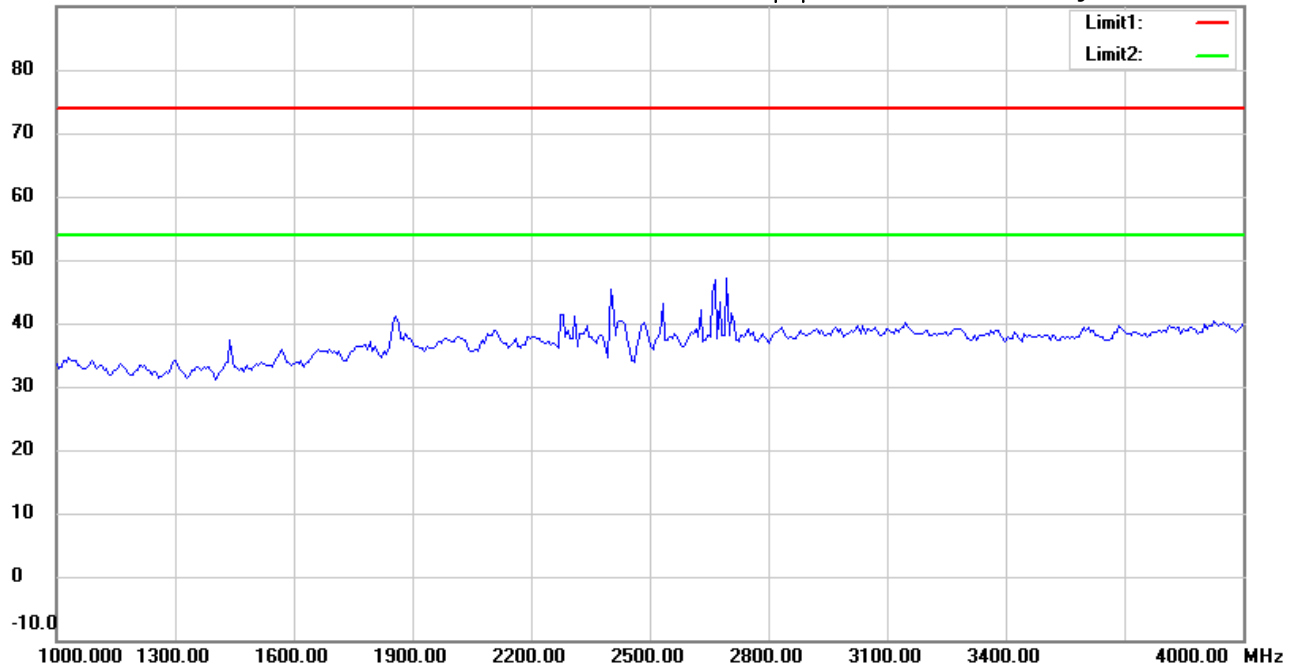
Date: 2017/3/14

Temperature:24 °C

90.0 dBuV/m

Time: 下午 12:41:10

Humidity:60 %



Site : Chamber

Condition : FCC_part 15 RE-Class C_Above 1GHz_PK

Polarization: *Horizontal*

EUT : W6M21708-17372

Power : 120 Va.c.

M/N:

Distance: 3m

Test Mode : TX 2406MHz

Note :

Mk.	Frequency (MHz)	Reading (dBuV)	Detector	Corr. factor (dB/m)	Result (dBuV/m)	Limit (dBuV/m)	Ant.Pos (cm)	Tab.Pos (deg.)	Margin (dB)	Comment
-----	-----------------	----------------	----------	---------------------	-----------------	----------------	--------------	----------------	-------------	---------

*:Maximum data x:Over limit !:over margin



Radiated Emission Measurement

Operator: Leon

File :3

Data :#6

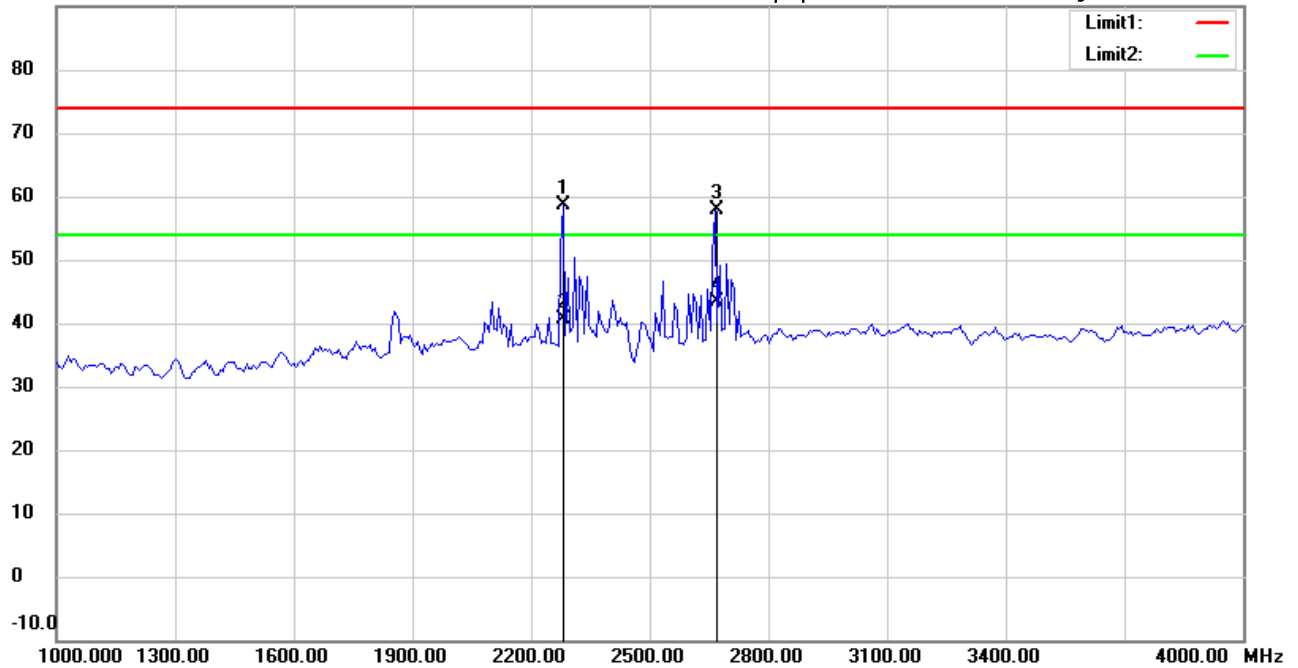
Date: 2017/3/14

Temperature:24 °C

90.0 dBuV/m

Time: 下午 12:44:22

Humidity:60 %



Site : Chamber

Condition : FCC_part 15 RE-Class C_Above 1GHz_PK

Polarization: **Vertical**

EUT : W6M21708-17372

Power : 120 Va.c.

M/N:

Distance: 3m

Test Mode : TX 2406MHz

Note :

Mk.	Frequency (MHz)	Reading (dBuV)	Detector	Corr. factor (dB/m)	Result (dBuV/m)	Limit (dBuV/m)	Ant.Pos (cm)	Tab.Pos (deg.)	Margin (dB)	Comment
	2280.561	63.74	peak	-5.03	58.71	74.00	125	235	-15.29	
	2280.561	45.67	AVG	-5.03	40.64	54.00	125	235	-13.36	
	2665.331	62.12	peak	-4.16	57.96	74.00	130	197	-16.04	
*	2665.331	47.53	AVG	-4.16	43.37	54.00	130	197	-10.63	



Radiated Emission Measurement

Operator: Leon

File :3

Data :#2

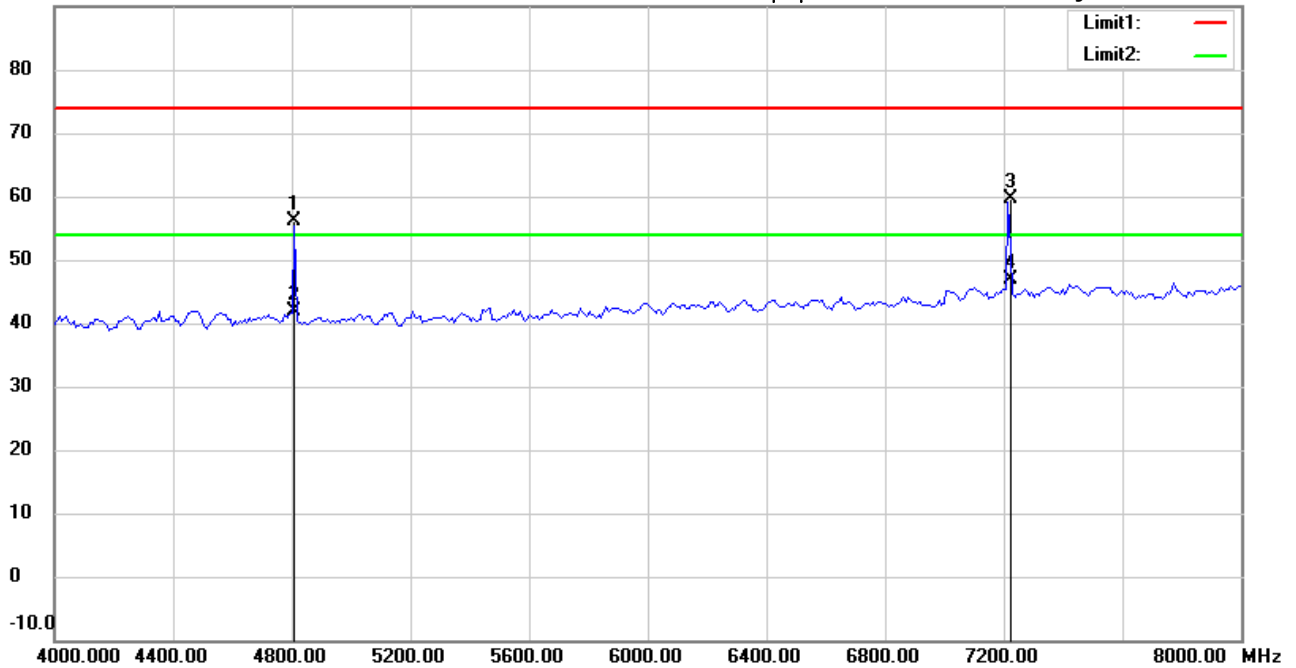
Date: 2017/3/14

Temperature:24 °C

90.0 dBuV/m

Time: 下午 12:42:04

Humidity:60 %



Site : Chamber

Condition : FCC_part 15 RE-Class C_Above 1GHz_PK

Polarization: *Horizontal*

EUT : W6M21708-17372

Power : 120 Va.c.

M/N:

Distance: 3m

Test Mode : TX 2406MHz

Note :

Mk.	Frequency (MHz)	Reading (dBuV)	Detector	Corr. factor (dB/m)	Result (dBuV/m)	Limit (dBuV/m)	Ant.Pos (cm)	Tab.Pos (deg.)	Margin (dB)	Comment
	4809.619	56.71	peak	-0.59	56.12	74.00	120	285	-17.88	
	4809.619	42.53	AVG	-0.59	41.94	54.00	120	285	-12.06	
	7215.461	55.47	peak	4.27	59.74	74.00	135	210	-14.26	
*	7215.461	42.71	AVG	4.27	46.98	54.00	135	210	-7.02	



Address:6F.,No.58,Ln 188,Ruey Kuang Rd,Neihu,Taipei
 Tel:+886-2-6606-8877
 Fax:+886-2-6606-8875

Radiated Emission Measurement

Operator: Leon

File :3

Data :#7

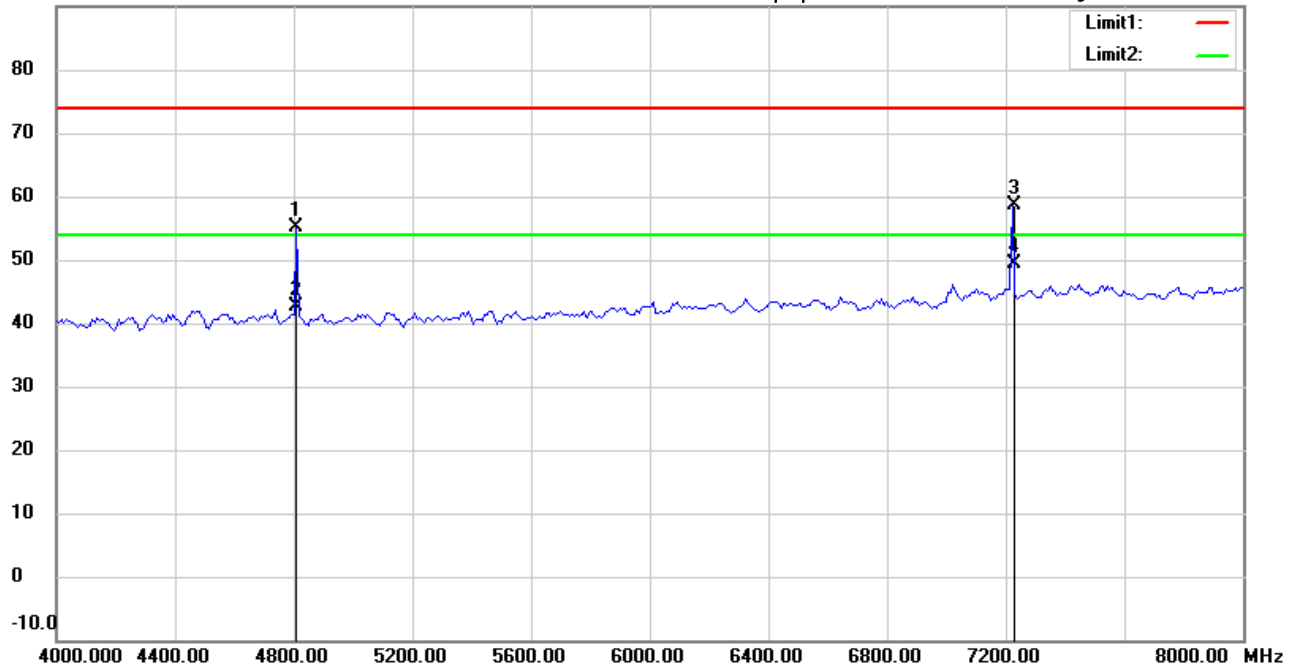
Date: 2017/3/14

Temperature:24 °C

90.0 dBuV/m

Time: 下午 12:45:16

Humidity:60 %



Site : Chamber

Condition : FCC_part 15 RE-Class C_Above 1GHz_PK

Polarization: **Vertical**

EUT : W6M21708-17372

Power : 120 Va.c.

M/N:

Distance: 3m

Test Mode : TX 2406MHz

Note :

Mk.	Frequency (MHz)	Reading (dBuV)	Detector	Corr. factor (dB/m)	Result (dBuV/m)	Limit (dBuV/m)	Ant.Pos (cm)	Tab.Pos (deg.)	Margin (dB)	Comment
	4809.619	55.82	peak	-0.59	55.23	74.00	115	177	-18.77	
	4809.619	43.26	AVG	-0.59	42.67	54.00	115	177	-11.33	
	7222.445	54.36	peak	4.27	58.63	74.00	130	235	-15.37	
*	7222.445	45.16	AVG	4.27	49.43	54.00	130	235	-4.57	

*:Maximum data x:Over limit !:over margin



Radiated Emission Measurement

Operator: Leon

File :3

Data :#3

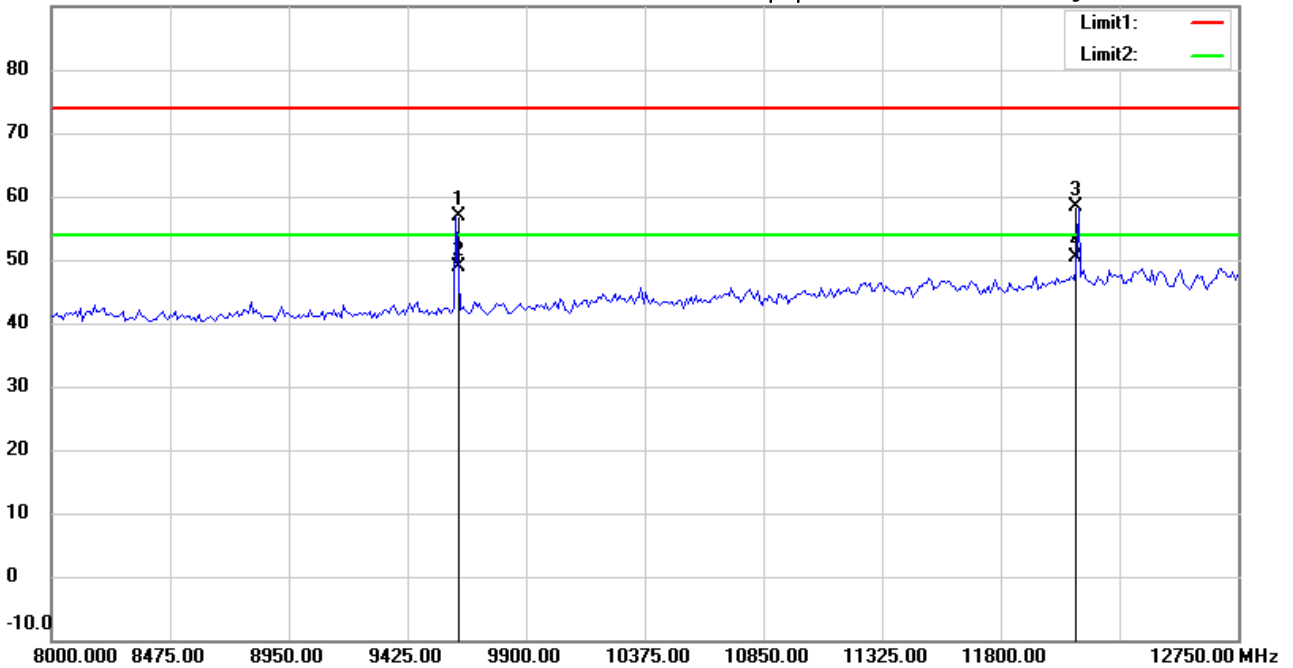
Date: 2017/3/14

Temperature: 24 °C

90.0 dBuV/m

Time: 下午 12:43:05

Humidity: 60 %



Site : Chamber

Condition : FCC_part 15 RE-Class C_Above 1GHz_PK

Polarization: *Horizontal*

EUT : W6M21708-17372

Power : 120 Va.c.

M/N:

Distance: 3m

Test Mode : TX 2406MHz

Note :

Mk.	Frequency (MHz)	Reading (dBuV)	Detector	Corr. factor (dB/m)	Result (dBuV/m)	Limit (dBuV/m)	Ant.Pos (cm)	Tab.Pos (deg.)	Margin (dB)	Comment
	9618.237	49.35	peak	7.57	56.92	74.00	100	175	-17.08	
	9618.237	41.23	AVG	7.57	48.80	54.00	100	175	-5.20	
	12102.701	44.65	peak	13.75	58.40	74.00	100	235	-15.60	
*	12102.701	36.52	AVG	13.75	50.27	54.00	100	235	-3.73	



Address:6F.,No.58,Ln 188,Ruey Kuang Rd,Neihu,Taipei
 Tel:+886-2-6606-8877
 Fax:+886-2-6606-8875

Radiated Emission Measurement

Operator: Leon

File :3

Data :#8

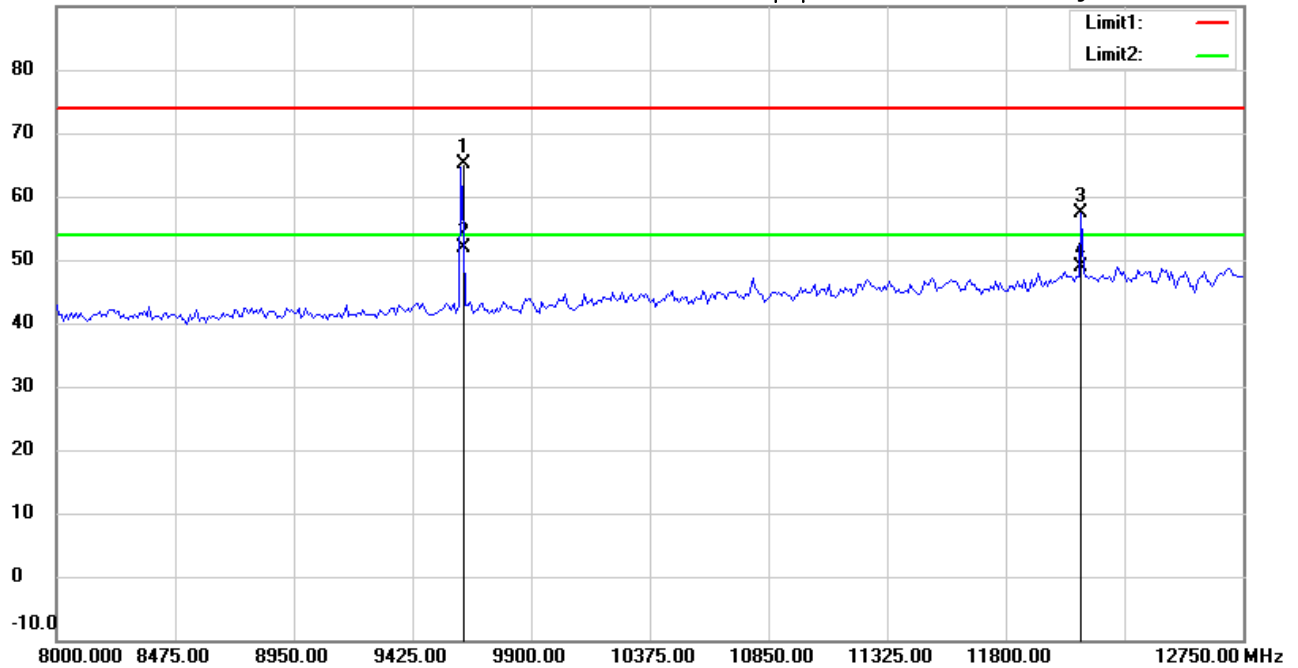
Date: 2017/3/14

Temperature:24 °C

90.0 dBuV/m

Time: 下午 12:46:09

Humidity:60 %



Site : Chamber

Condition : FCC_part 15 RE-Class C_Above 1GHz_PK

EUT : W6M21708-17372

M/N:

Test Mode : TX 2406MHz

Note :

Polarization: **Vertical**

Power : 120 Va.c.

Distance: 3m

Mk.	Frequency (MHz)	Reading (dBuV)	Detector	Corr. factor (dB/m)	Result (dBuV/m)	Limit (dBuV/m)	Ant.Pos (cm)	Tab.Pos (deg.)	Margin (dB)	Comment
	9619.820	57.62	peak	7.56	65.18	74.00	125	200	-8.82	
*	9619.820	44.35	AVG	7.56	51.91	54.00	125	200	-2.09	
	12102.705	43.57	peak	13.75	57.32	74.00	110	265	-16.68	
	12102.705	35.05	AVG	13.75	48.80	54.00	110	265	-5.20	

*:Maximum data x:Over limit !:over margin



Address:6F.,No.58,Ln 188,Ruey Kuang Rd,Neihu,Taipei
 Tel:+886-2-6606-8877
 Fax:+886-2-6606-8875

Radiated Emission Measurement

Operator: Leon

File :3

Data :#4

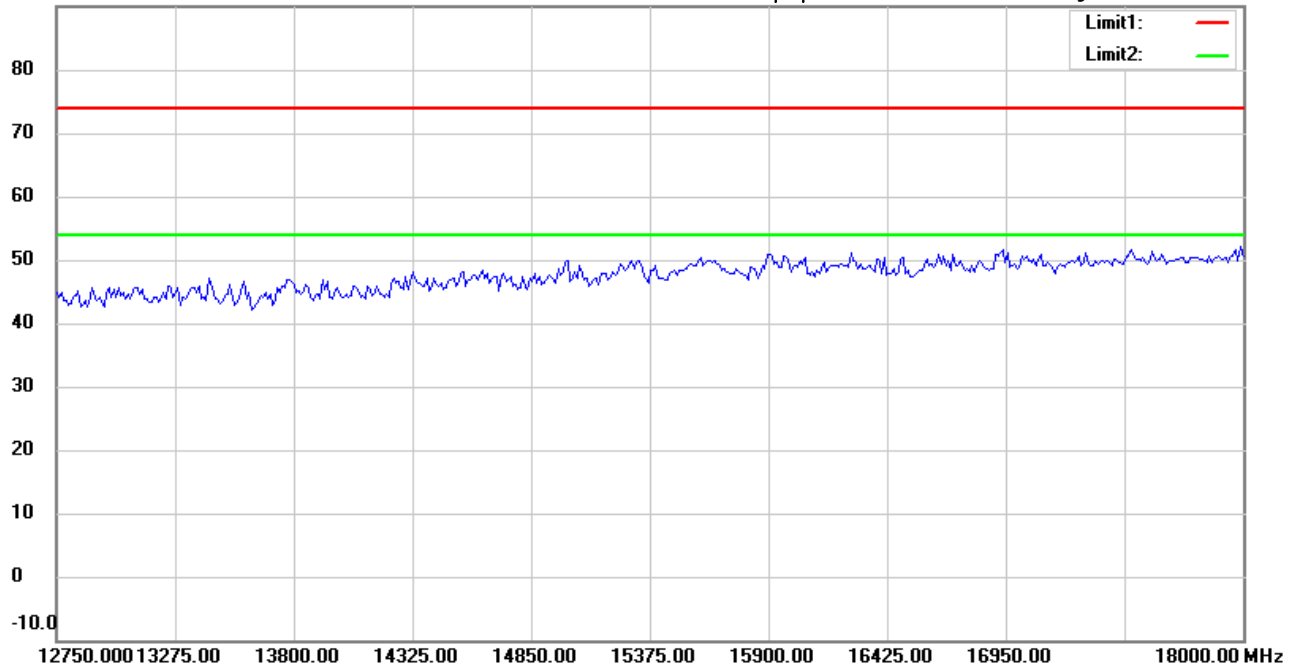
Date: 2017/3/14

Temperature:24 °C

90.0 dBuV/m

Time: 下午 12:43:18

Humidity:60 %



Site : Chamber

Condition : FCC_part 15 RE-Class C_Above 1GHz_PK

Polarization: *Horizontal*

EUT : W6M21708-17372

Power : 120 Va.c.

M/N:

Distance: 3m

Test Mode : TX 2406MHz

Note :

Mk.	Frequency (MHz)	Reading (dBuV)	Detector	Corr. factor (dB/m)	Result (dBuV/m)	Limit (dBuV/m)	Ant.Pos (cm)	Tab.Pos (deg.)	Margin (dB)	Comment
-----	-----------------	----------------	----------	---------------------	-----------------	----------------	--------------	----------------	-------------	---------

*:Maximum data x:Over limit !:over margin



Address:6F.,No.58,Ln 188,Ruey Kuang Rd,Neihu,Taipei
 Tel:+886-2-6606-8877
 Fax:+886-2-6606-8875

Radiated Emission Measurement

Operator: Leon

File :3

Data :#9

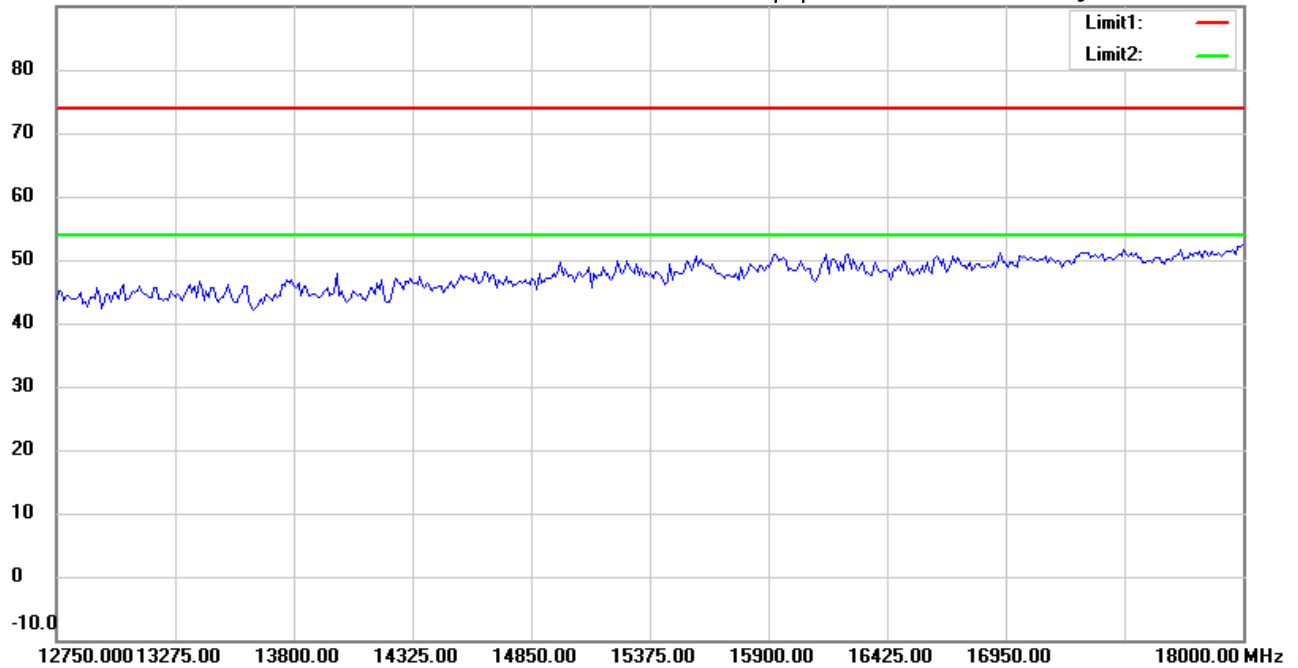
Date: 2017/3/14

Temperature:24 °C

90.0 dBuV/m

Time: 下午 12:46:23

Humidity:60 %



Site : Chamber

Condition : FCC_part 15 RE-Class C_Above 1GHz_PK

Polarization: *Vertical*

EUT : W6M21708-17372

Power : 120 Va.c.

M/N:

Distance: 3m

Test Mode : TX 2406MHz

Note :

Mk.	Frequency (MHz)	Reading (dBuV)	Detector	Corr. factor (dB/m)	Result (dBuV/m)	Limit (dBuV/m)	Ant.Pos (cm)	Tab.Pos (deg.)	Margin (dB)	Comment
-----	-----------------	----------------	----------	---------------------	-----------------	----------------	--------------	----------------	-------------	---------

*:Maximum data x:Over limit !:over margin



Address:6F.,No.58,Ln 188,Ruey Kuang Rd,Neihu,Taipei
 Tel:+886-2-6606-8877
 Fax:+886-2-6606-8875

Radiated Emission Measurement

Operator: Leon

File :3

Data :#5

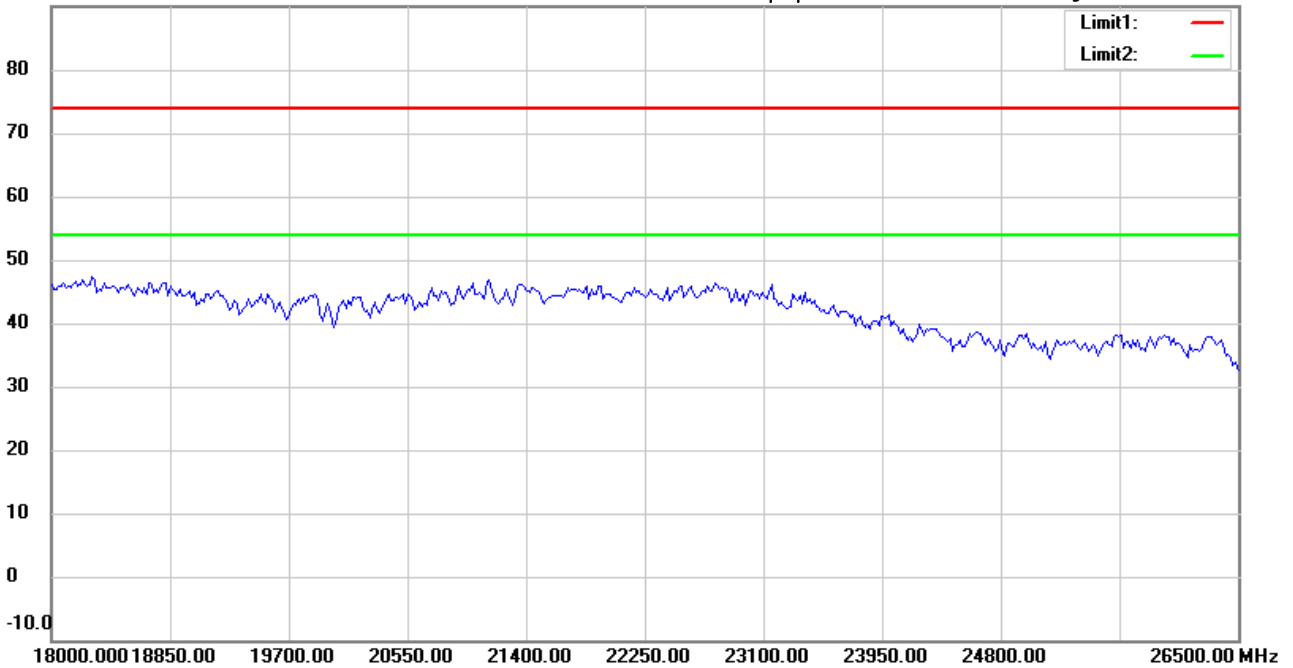
Date: 2017/3/14

Temperature:24 °C

90.0 dBuV/m

Time: 下午 12:43:28

Humidity:60 %



Site : Chamber

Condition : FCC_part 15 RE-Class C_Above 1GHz_PK

Polarization: *Horizontal*

EUT : W6M21708-17372

Power : 120 Va.c.

M/N:

Distance: 3m

Test Mode : TX 2406MHz

Note :

Mk.	Frequency (MHz)	Reading (dBuV)	Detector	Corr. factor (dB/m)	Result (dBuV/m)	Limit (dBuV/m)	Ant.Pos (cm)	Tab.Pos (deg.)	Margin (dB)	Comment
-----	-----------------	----------------	----------	---------------------	-----------------	----------------	--------------	----------------	-------------	---------

*:Maximum data x:Over limit !:over margin



Address:6F.,No.58,Ln 188,Ruey Kuang Rd,Neihu,Taipei
 Tel:+886-2-6606-8877
 Fax:+886-2-6606-8875

Radiated Emission Measurement

Operator: Leon

File :3

Data :#10

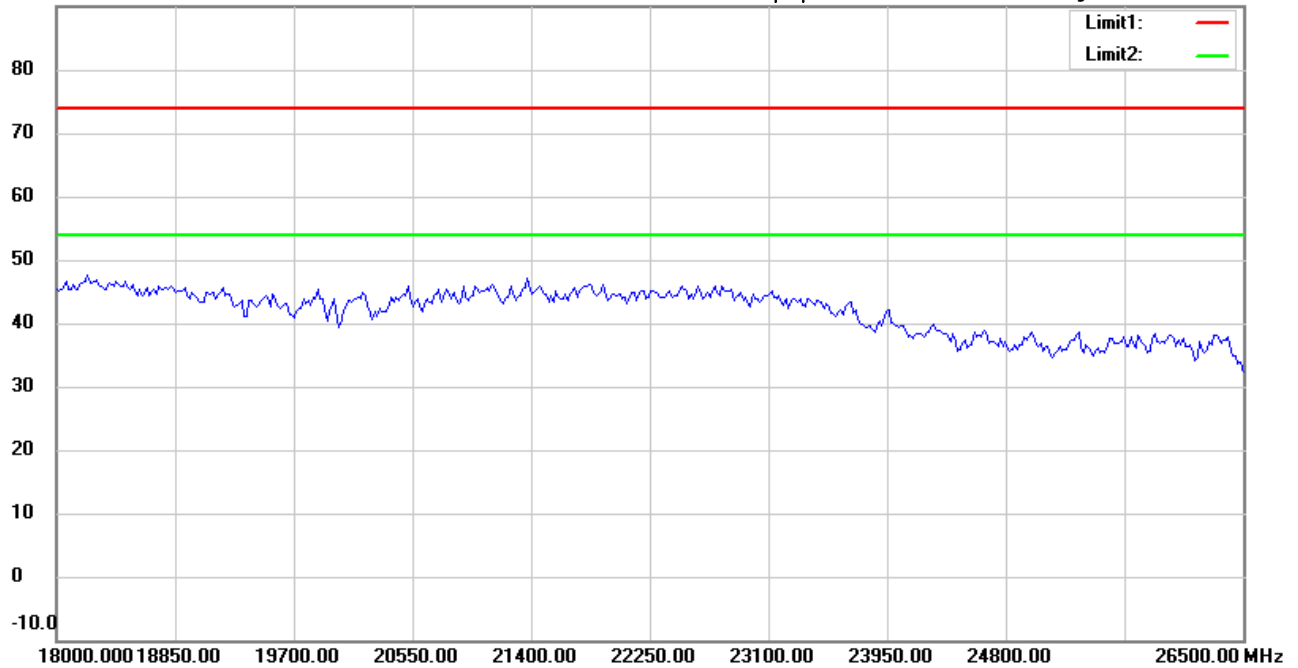
Date: 2017/3/14

Temperature:24 °C

90.0 dBuV/m

Time: 下午 12:46:33

Humidity:60 %



Site : Chamber

Condition : FCC_part 15 RE-Class C_Above 1GHz_PK

Polarization: *Vertical*

EUT : W6M21708-17372

Power : 120 Va.c.

M/N:

Distance: 3m

Test Mode : TX 2406MHz

Note :

Mk.	Frequency (MHz)	Reading (dBuV)	Detector	Corr. factor (dB/m)	Result (dBuV/m)	Limit (dBuV/m)	Ant.Pos (cm)	Tab.Pos (deg.)	Margin (dB)	Comment
-----	-----------------	----------------	----------	---------------------	-----------------	----------------	--------------	----------------	-------------	---------

*:Maximum data x:Over limit !:over margin



Radiated Emission Measurement

Operator: Leon

File :1

Data :#1

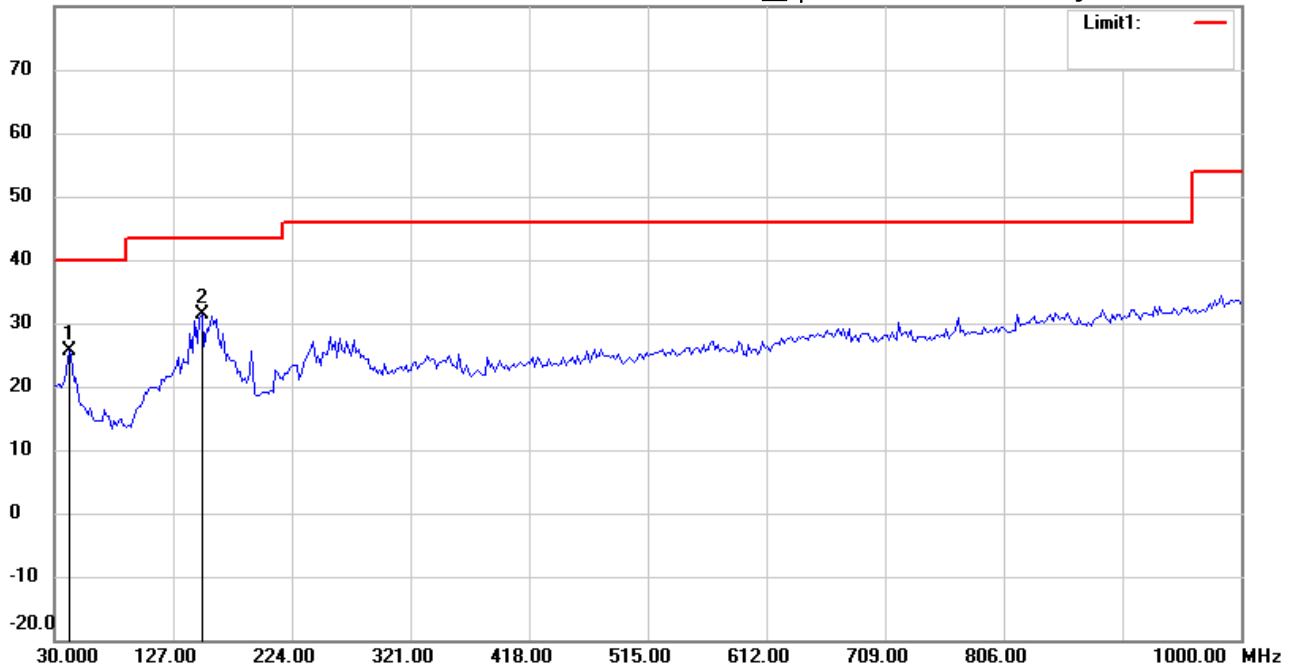
Date: 2017/3/14

Temperature:24 °C

80.0 dBuV/m

Time: 上午 08:59:01

Humidity:60 %



Site : Chamber

Condition : FCC_part 15 RE-Class C_30-1000MHz

EUT : W6M21708-17372

M/N:

Test Mode : TX 2442MHz

Note :

Polarization: *Horizontal*

Power : 120 Va.c.

Distance: 3m

Mk.	Frequency (MHz)	Reading (dBuV)	Detector	Corr. factor (dB/m)	Result (dBuV/m)	Limit (dBuV/m)	Ant.Pos (cm)	Tab.Pos (deg.)	Margin (dB)	Comment
	41.6632	33.98	peak	-8.33	25.65	40.00	100	40	-14.35	
*	150.5210	38.96	peak	-7.70	31.26	43.50	100	175	-12.24	



Radiated Emission Measurement

Operator: Leon

File :1

Data :#2

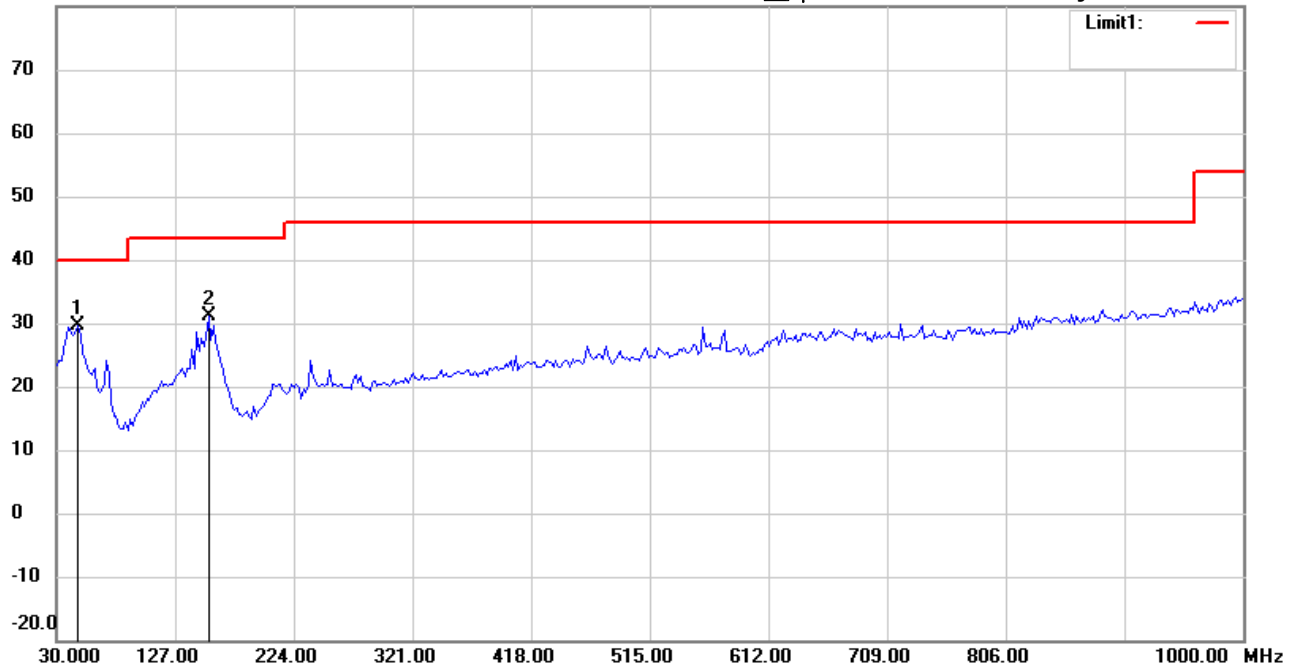
Date: 2017/3/14

Temperature:24 °C

80.0 dBuV/m

Time: 上午 08:59:55

Humidity:60 %



Site : Chamber

Condition : FCC_part 15 RE-Class C_30-1000MHz

EUT : W6M21708-17372

M/N:

Test Mode : TX 2442MHz

Note :

Polarization: *Vertical*

Power : 120 Va.c.

Distance: 3m

Mk.	Frequency (MHz)	Reading (dBuV)	Detector	Corr. factor (dB/m)	Result (dBuV/m)	Limit (dBuV/m)	Ant.Pos (cm)	Tab.Pos (deg.)	Margin (dB)	Comment
*	47.4950	38.86	peak	-9.26	29.60	40.00	100	175	-10.40	
	154.4088	39.31	peak	-8.16	31.15	43.50	100	90	-12.35	



Address:6F.,No.58,Ln 188,Ruey Kuang Rd,Neihu,Taipei
 Tel:+886-2-6606-8877
 Fax:+886-2-6606-8875

Radiated Emission Measurement

Operator: Leon

File :3

Data :#1

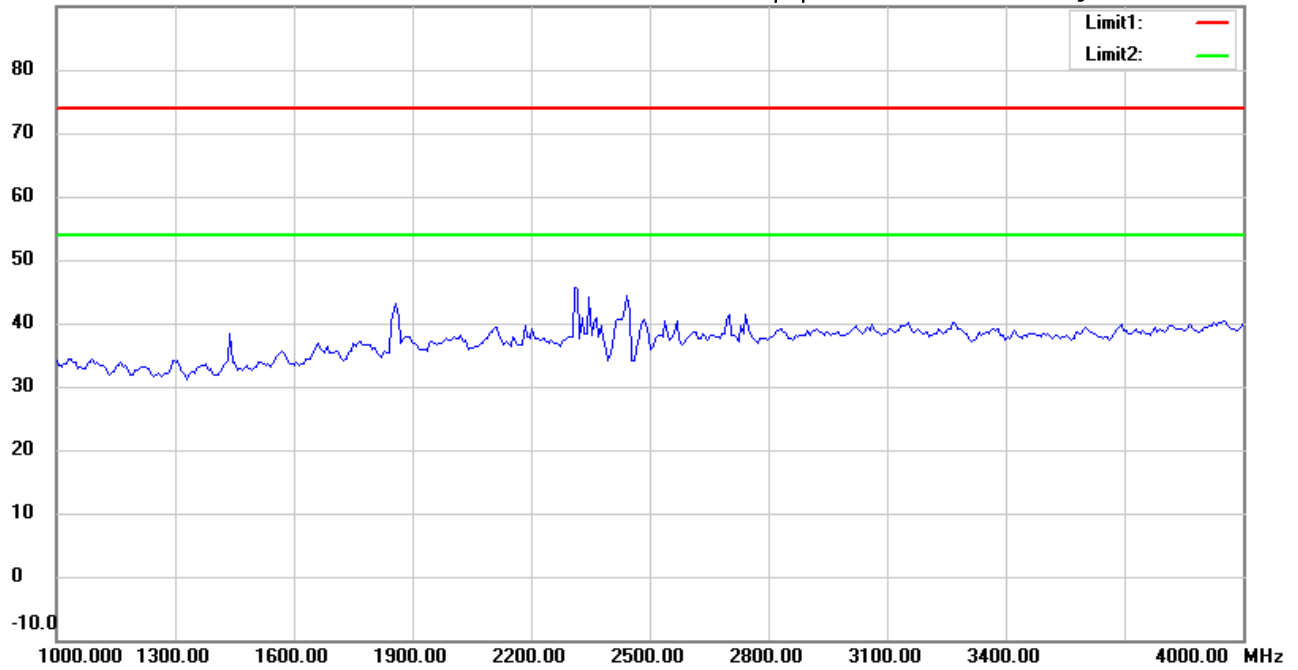
Date: 2017/3/14

Temperature:24 °C

90.0 dBuV/m

Time: 下午 01:09:55

Humidity:60 %



Site : Chamber

Condition : FCC_part 15 RE-Class C_Above 1GHz_PK

Polarization: *Horizontal*

EUT : W6M21708-17372

Power : 120 Va.c.

M/N:

Distance: 3m

Test Mode : TX 2442MHz

Note :

Mk.	Frequency (MHz)	Reading (dBuV)	Detector	Corr. factor (dB/m)	Result (dBuV/m)	Limit (dBuV/m)	Ant.Pos (cm)	Tab.Pos (deg.)	Margin (dB)	Comment
-----	-----------------	----------------	----------	---------------------	-----------------	----------------	--------------	----------------	-------------	---------

*:Maximum data x:Over limit !:over margin



Address:6F.,No.58,Ln 188,Ruey Kuang Rd,Neihu,Taipei
 Tel:+886-2-6606-8877
 Fax:+886-2-6606-8875

Radiated Emission Measurement

Operator: Leon

File :3

Data :#6

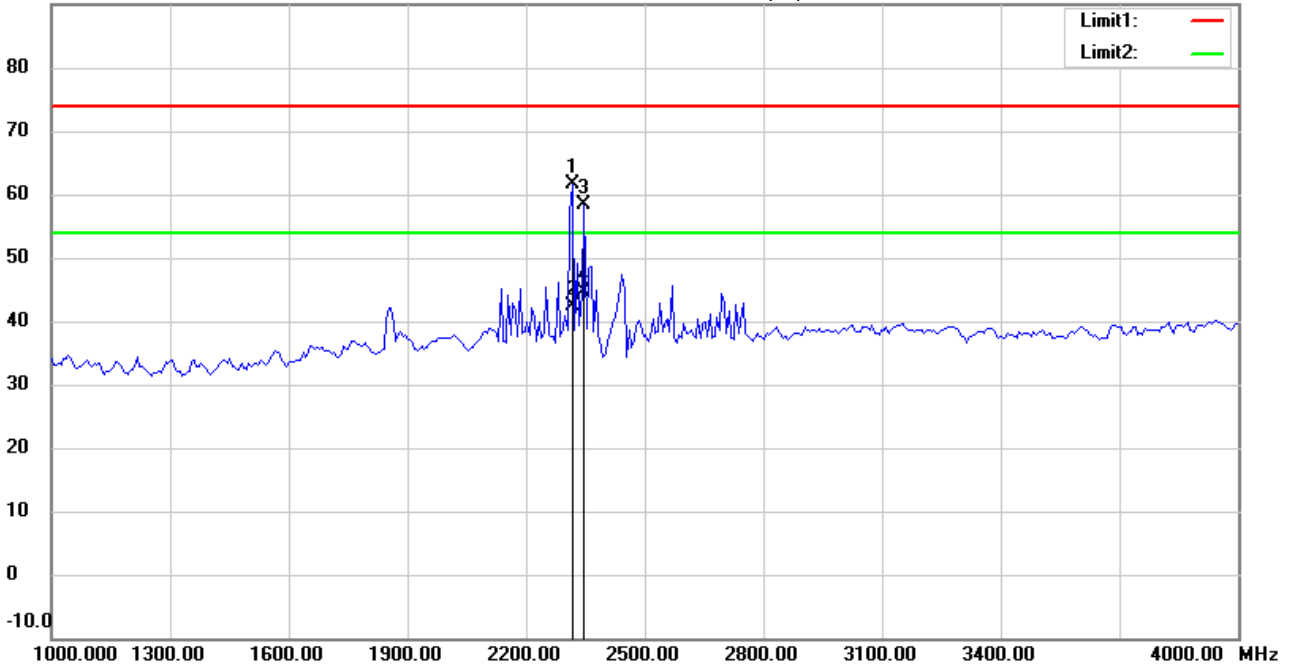
Date: 2017/3/14

Temperature:24 °C

90.0 dBuV/m

Time: 下午 01:13:07

Humidity:60 %



Site : Chamber

Condition : FCC_part 15 RE-Class C_Above 1GHz_PK

Polarization: *Vertical*

EUT : W6M21708-17372

Power : 120 Va.c.

M/N:

Distance: 3m

Test Mode : TX 2442MHz

Note :

Mk.	Frequency (MHz)	Reading (dBuV)	Detector	Corr. factor (dB/m)	Result (dBuV/m)	Limit (dBuV/m)	Ant.Pos (cm)	Tab.Pos (deg.)	Margin (dB)	Comment
	2316.633	66.52	peak	-4.93	61.59	74.00	135	271	-12.41	
	2316.633	47.39	AVG	-4.93	42.46	54.00	135	271	-11.54	
	2346.693	63.36	peak	-4.89	58.47	74.00	120	199	-15.53	
*	2346.693	49.62	AVG	-4.89	44.73	54.00	120	199	-9.27	

*:Maximum data x:Over limit !:over margin



Radiated Emission Measurement

Operator: Leon

File :3

Data :#2

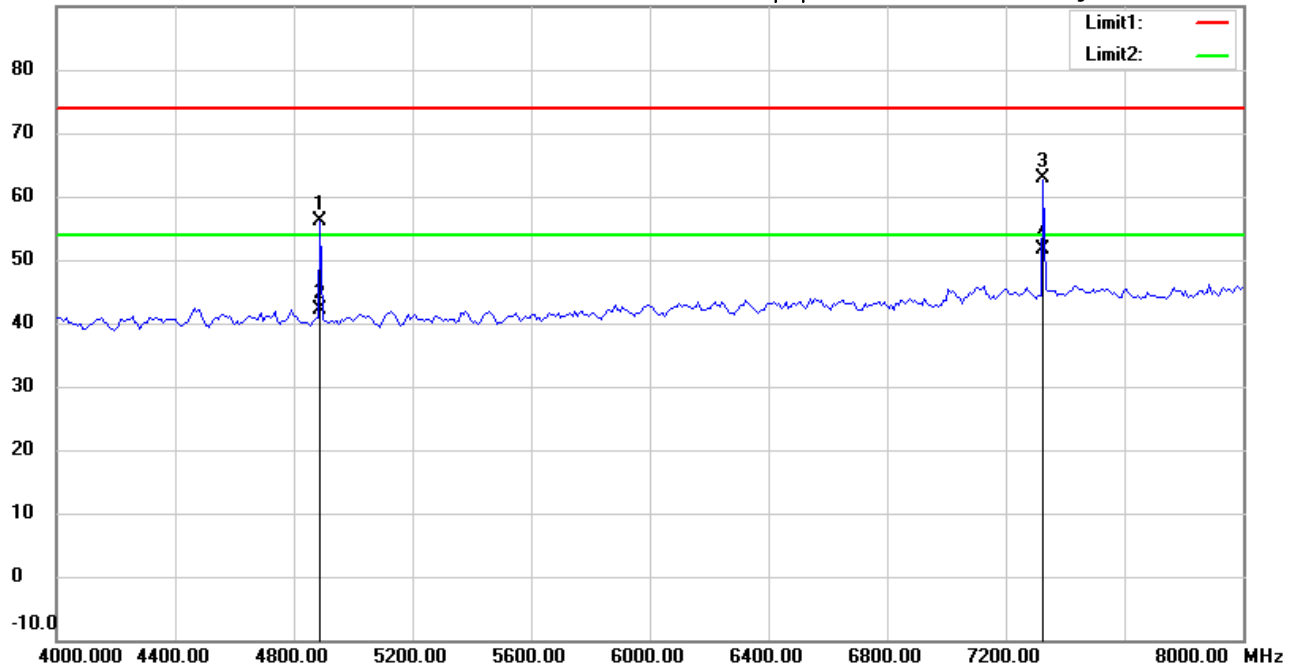
Date: 2017/3/14

Temperature:24 °C

90.0 dBuV/m

Time: 下午 01:10:49

Humidity:60 %



Site : Chamber

Condition : FCC_part 15 RE-Class C_Above 1GHz_PK

EUT : W6M21708-17372

M/N:

Test Mode : TX 2442MHz

Note :

Polarization: *Horizontal*

Power : 120 Va.c.

Distance: 3m

Mk.	Frequency (MHz)	Reading (dBuV)	Detector	Corr. factor (dB/m)	Result (dBuV/m)	Limit (dBuV/m)	Ant.Pos (cm)	Tab.Pos (deg.)	Margin (dB)	Comment
	4889.779	56.63	peak	-0.47	56.16	74.00	120	235	-17.84	
	4889.779	42.61	AVG	-0.47	42.14	54.00	120	235	-11.86	
	7326.653	58.27	peak	4.54	62.81	74.00	137	217	-11.19	
*	7326.653	47.15	AVG	4.54	51.69	54.00	137	217	-2.31	



Radiated Emission Measurement

Operator: Leon

File :3

Data :#7

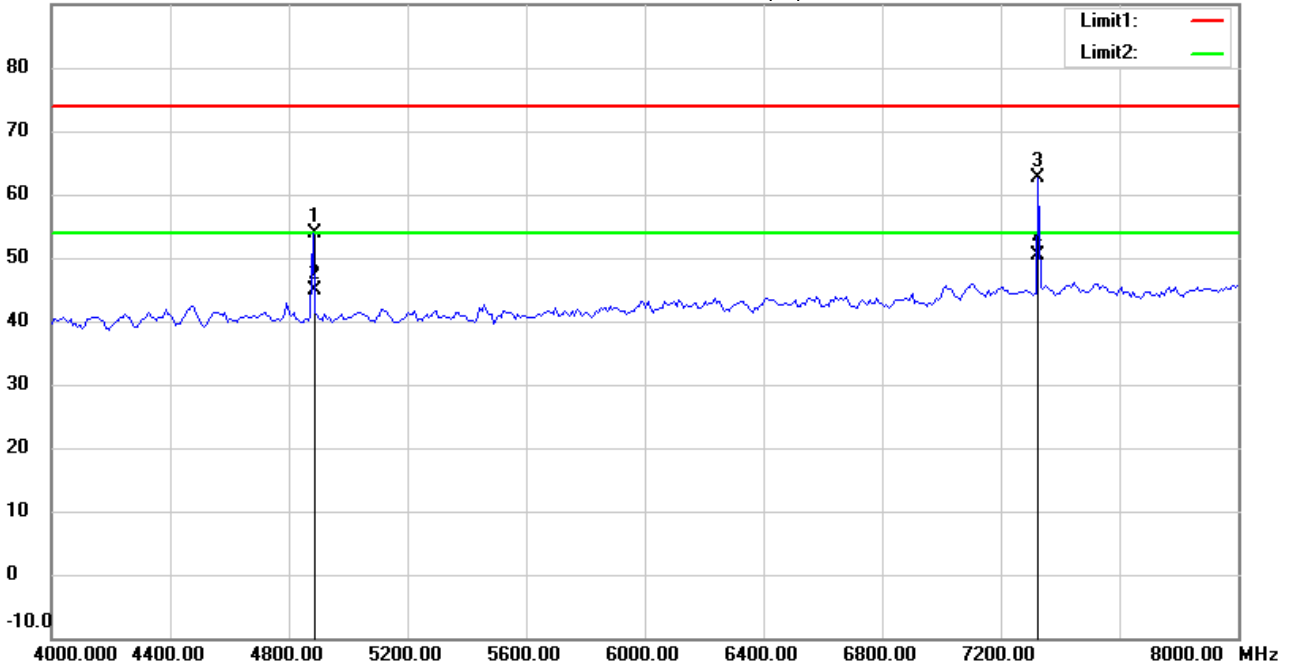
Date: 2017/3/14

Temperature:24 °C

90.0 dBuV/m

Time: 下午 01:14:01

Humidity:60 %



Site : Chamber

Condition : FCC_part 15 RE-Class C_Above 1GHz_PK

EUT : W6M21708-17372

M/N:

Test Mode : TX 2442MHz

Note :

Polarization: **Vertical**

Power : 120 Va.c.

Distance: 3m

Mk.	Frequency (MHz)	Reading (dBuV)	Detector	Corr. factor (dB/m)	Result (dBuV/m)	Limit (dBuV/m)	Ant.Pos (cm)	Tab.Pos (deg.)	Margin (dB)	Comment
	4881.764	54.25	peak	-0.49	53.76	74.00	120	233	-20.24	
	4881.764	45.36	AVG	-0.49	44.87	54.00	120	233	-9.13	
	7326.653	58.19	peak	4.54	62.73	74.00	130	240	-11.27	
*	7326.653	45.92	AVG	4.54	50.46	54.00	130	240	-3.54	



Radiated Emission Measurement

Operator: Leon

File :3

Data :#3

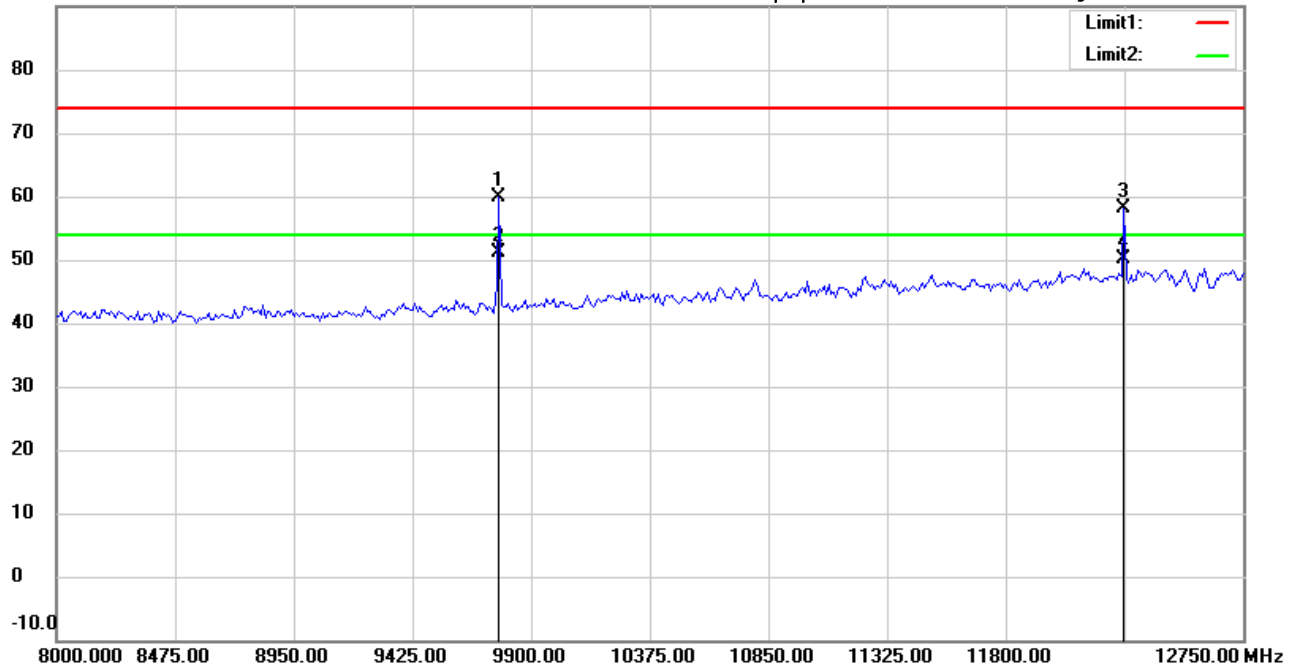
Date: 2017/3/14

Temperature:24 °C

90.0 dBuV/m

Time: 下午 01:11:49

Humidity:60 %



Site : Chamber

Condition : FCC_part 15 RE-Class C_Above 1GHz_PK

EUT : W6M21708-17372

M/N:

Test Mode : TX 2442MHz

Note :

Polarization: *Horizontal*

Power : 120 Va.c.

Distance: 3m

Mk.	Frequency (MHz)	Reading (dBuV)	Detector	Corr. factor (dB/m)	Result (dBuV/m)	Limit (dBuV/m)	Ant.Pos (cm)	Tab.Pos (deg.)	Margin (dB)	Comment
	9770.541	52.31	peak	7.52	59.83	74.00	115	235	-14.17	
*	9770.541	43.51	AVG	7.52	51.03	54.00	115	235	-2.97	
	12274.048	44.78	peak	13.34	58.12	74.00	120	260	-15.88	
	12274.048	36.77	AVG	13.34	50.11	54.00	120	260	-3.89	



Address:6F.,No.58,Ln 188,Ruey Kuang Rd,Neihu,Taipei
 Tel:+886-2-6606-8877
 Fax:+886-2-6606-8875

Radiated Emission Measurement

Operator: Leon

File :3

Data :#8

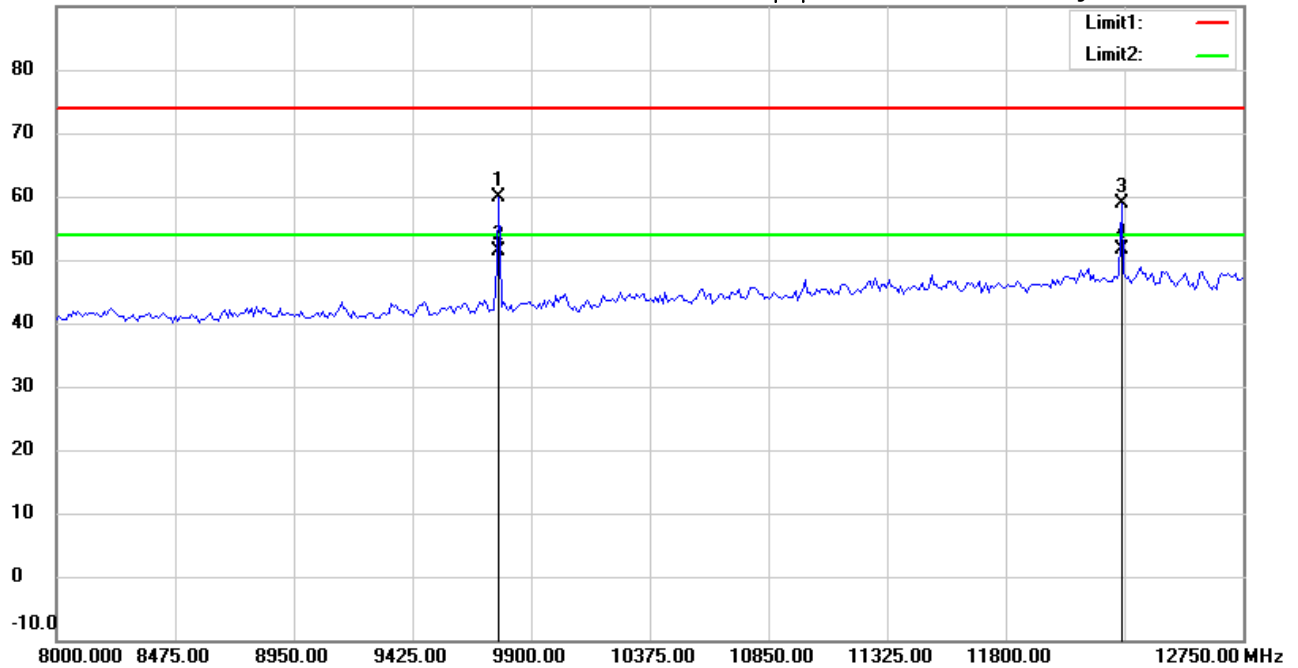
Date: 2017/3/14

Temperature:24 °C

90.0 dBuV/m

Time: 下午 01:14:54

Humidity:60 %



Site : Chamber

Condition : FCC_part 15 RE-Class C_Above 1GHz_PK

Polarization: **Vertical**

EUT : W6M21708-17372

Power : 120 Va.c.

M/N:

Distance: 3m

Test Mode : TX 2442MHz

Note :

Mk.	Frequency (MHz)	Reading (dBuV)	Detector	Corr. factor (dB/m)	Result (dBuV/m)	Limit (dBuV/m)	Ant.Pos (cm)	Tab.Pos (deg.)	Margin (dB)	Comment
	9770.541	52.48	peak	7.52	60.00	74.00	125	240	-14.00	
	9770.541	43.75	AVG	7.52	51.27	54.00	125	240	-2.73	
	12264.529	45.55	peak	13.40	58.95	74.00	110	213	-15.05	
*	12264.529	38.26	AVG	13.40	51.66	54.00	110	213	-2.34	

*:Maximum data x:Over limit !:over margin



Address:6F.,No.58,Ln 188,Ruey Kuang Rd,Neihu,Taipei
 Tel:+886-2-6606-8877
 Fax:+886-2-6606-8875

Radiated Emission Measurement

Operator: Leon

File :3

Data :#4

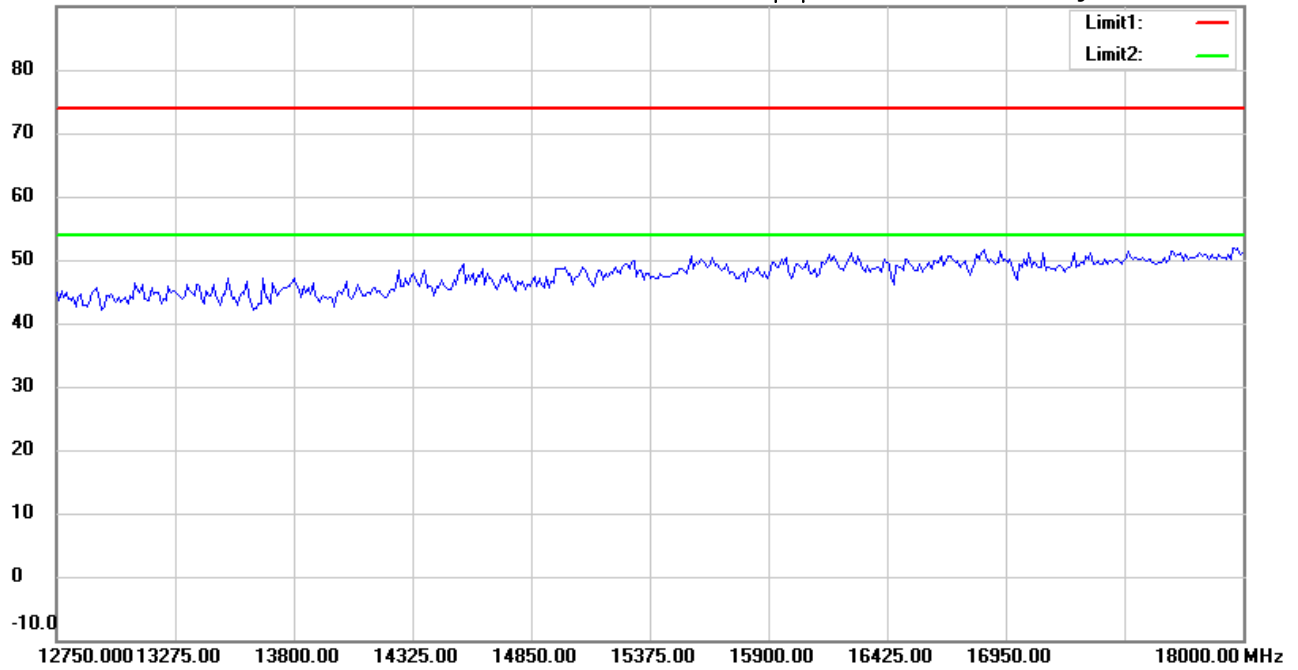
Date: 2017/3/14

Temperature:24 °C

90.0 dBuV/m

Time: 下午 01:12:03

Humidity:60 %



Site : Chamber

Condition : FCC_part 15 RE-Class C_Above 1GHz_PK

Polarization: *Horizontal*

EUT : W6M21708-17372

Power : 120 Va.c.

M/N:

Distance: 3m

Test Mode : TX 2442MHz

Note :

Mk.	Frequency (MHz)	Reading (dBuV)	Detector	Corr. factor (dB/m)	Result (dBuV/m)	Limit (dBuV/m)	Ant.Pos (cm)	Tab.Pos (deg.)	Margin (dB)	Comment
-----	-----------------	----------------	----------	---------------------	-----------------	----------------	--------------	----------------	-------------	---------

*:Maximum data x:Over limit !:over margin



Address:6F.,No.58,Ln 188,Ruey Kuang Rd,Neihu,Taipei
 Tel:+886-2-6606-8877
 Fax:+886-2-6606-8875

Radiated Emission Measurement

Operator: Leon

File :3

Data :#9

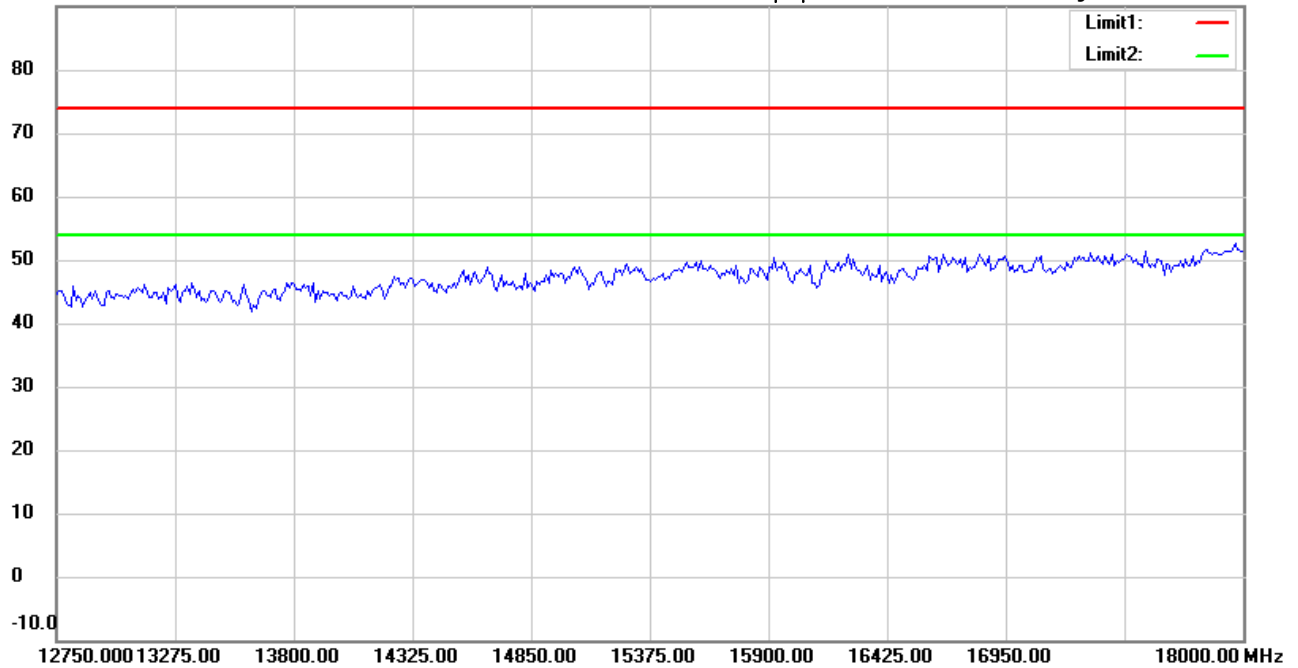
Date: 2017/3/14

Temperature:24 °C

90.0 dBuV/m

Time: 下午 01:15:08

Humidity:60 %



Site : Chamber

Condition : FCC_part 15 RE-Class C_Above 1GHz_PK

Polarization: *Vertical*

EUT : W6M21708-17372

Power : 120 Va.c.

M/N:

Distance: 3m

Test Mode : TX 2442MHz

Note :

Mk.	Frequency (MHz)	Reading (dBuV)	Detector	Corr. factor (dB/m)	Result (dBuV/m)	Limit (dBuV/m)	Ant.Pos (cm)	Tab.Pos (deg.)	Margin (dB)	Comment
-----	-----------------	----------------	----------	---------------------	-----------------	----------------	--------------	----------------	-------------	---------

*:Maximum data x:Over limit !:over margin



Address:6F.,No.58,Ln 188,Ruey Kuang Rd,Neihu,Taipei
 Tel:+886-2-6606-8877
 Fax:+886-2-6606-8875

Radiated Emission Measurement

Operator: Leon

File :3

Data :#5

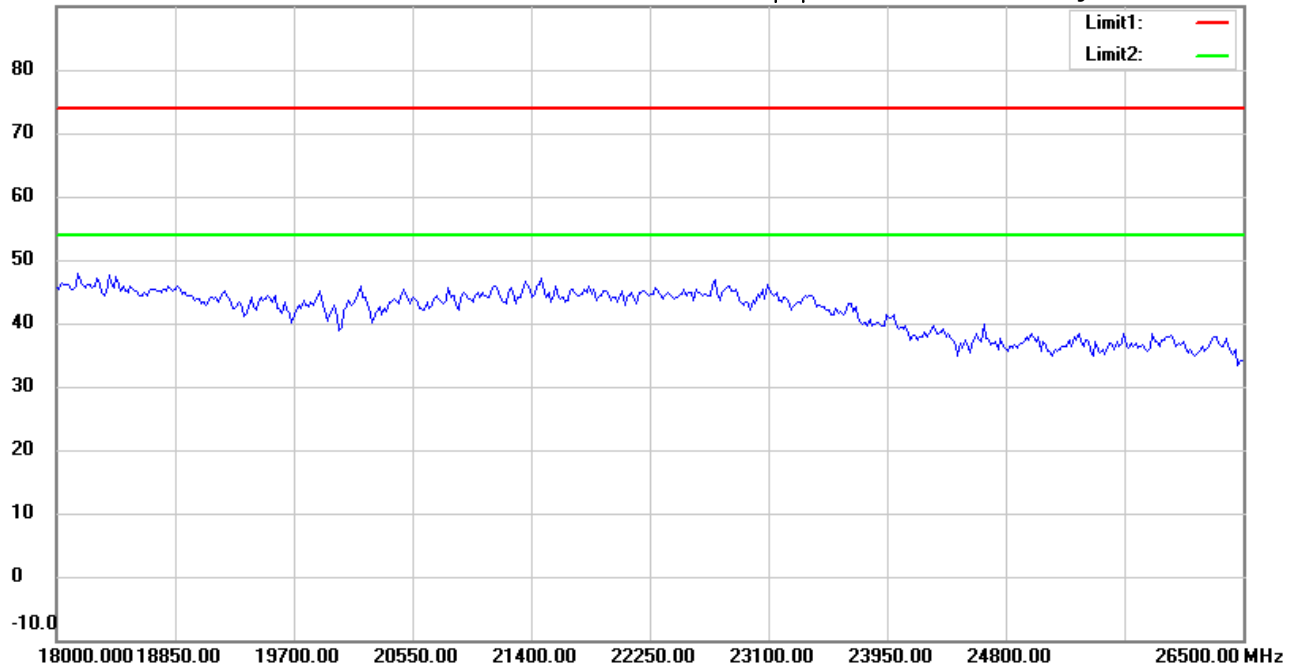
Date: 2017/3/14

Temperature:24 °C

90.0 dBuV/m

Time: 下午 01:12:13

Humidity:60 %



Site : Chamber

Condition : FCC_part 15 RE-Class C_Above 1GHz_PK

Polarization: *Horizontal*

EUT : W6M21708-17372

Power : 120 Va.c.

M/N:

Distance: 3m

Test Mode : TX 2442MHz

Note :

Mk.	Frequency (MHz)	Reading (dBuV)	Detector	Corr. factor (dB/m)	Result (dBuV/m)	Limit (dBuV/m)	Ant.Pos (cm)	Tab.Pos (deg.)	Margin (dB)	Comment
-----	-----------------	----------------	----------	---------------------	-----------------	----------------	--------------	----------------	-------------	---------

*:Maximum data x:Over limit !:over margin



Address:6F.,No.58,Ln 188,Ruey Kuang Rd,Neihu,Taipei
 Tel:+886-2-6606-8877
 Fax:+886-2-6606-8875

Radiated Emission Measurement

Operator: Leon

File :3

Data :#10

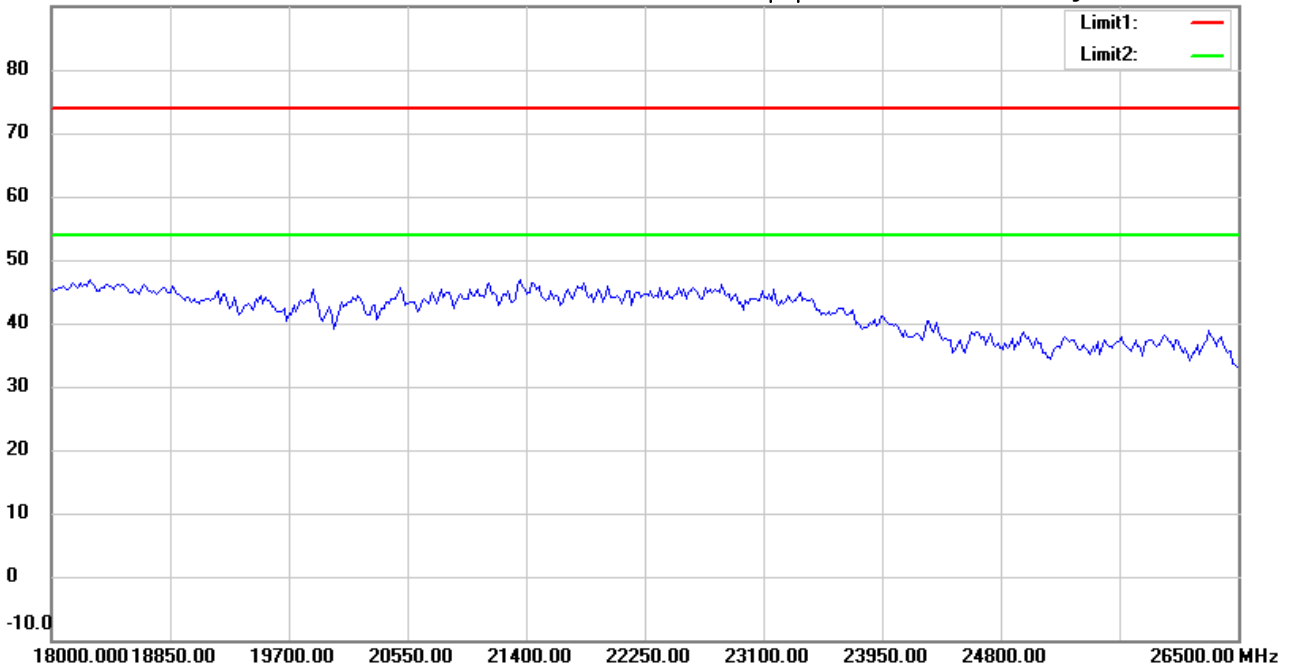
Date: 2017/3/14

Temperature:24 °C

90.0 dBuV/m

Time: 下午 01:15:18

Humidity:60 %



Site : Chamber

Condition : FCC_part 15 RE-Class C_Above 1GHz_PK

EUT : W6M21708-17372

M/N:

Test Mode : TX 2442MHz

Note :

Polarization: *Vertical*

Power : 120 Va.c.

Distance: 3m

Mk.	Frequency (MHz)	Reading (dBuV)	Detector	Corr. factor (dB/m)	Result (dBuV/m)	Limit (dBuV/m)	Ant.Pos (cm)	Tab.Pos (deg.)	Margin (dB)	Comment
-----	-----------------	----------------	----------	---------------------	-----------------	----------------	--------------	----------------	-------------	---------

*:Maximum data x:Over limit !:over margin



Radiated Emission Measurement

Operator: Leon

File :1

Data :#1

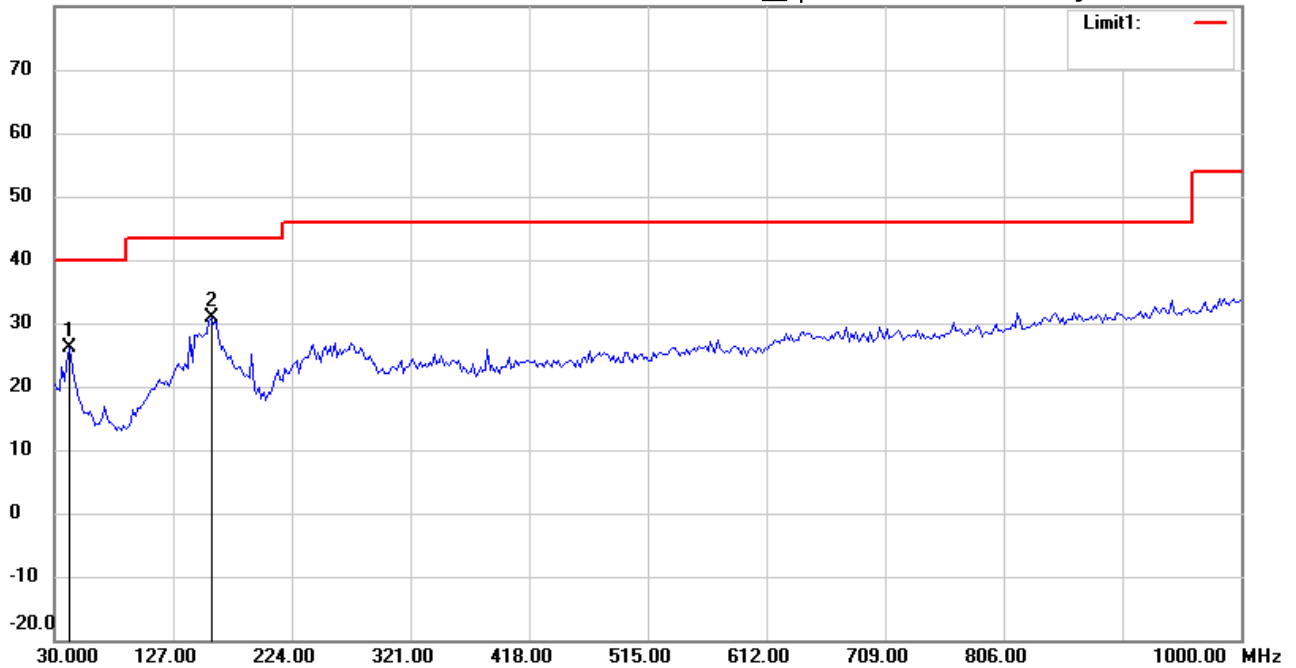
Date: 2017/3/14

Temperature:24 °C

80.0 dBuV/m

Time: 上午 08:50:18

Humidity:60 %



Site : Chamber

Condition : FCC_part 15 RE-Class C_30-1000MHz

EUT : W6M21708-17372

M/N:

Test Mode : TX 2475MHz

Note :

Polarization: *Horizontal*

Power : 120 Va.c.

Distance: 3m

Mk.	Frequency (MHz)	Reading (dBuV)	Detector	Corr. factor (dB/m)	Result (dBuV/m)	Limit (dBuV/m)	Ant.Pos (cm)	Tab.Pos (deg.)	Margin (dB)	Comment
	41.6632	34.57	peak	-8.33	26.24	40.00	100	55	-13.76	
*	158.2966	39.48	peak	-8.63	30.85	43.50	100	130	-12.65	



Radiated Emission Measurement

Operator: Leon

File :1

Data :#2

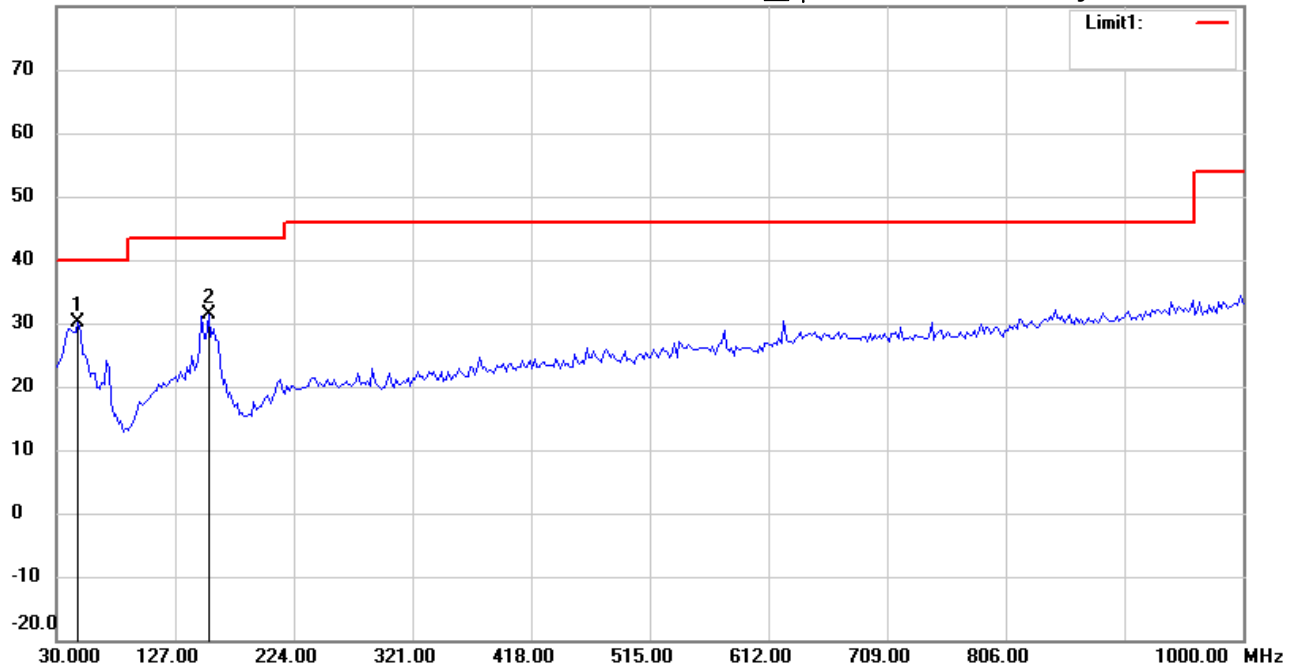
Date: 2017/3/14

Temperature:24 °C

80.0 dBuV/m

Time: 上午 08:51:12

Humidity:60 %



Site : Chamber

Condition : FCC_part 15 RE-Class C_30-1000MHz

EUT : W6M21708-17372

M/N:

Test Mode : TX 2475MHz

Note :

Polarization: *Vertical*

Power : 120 Va.c.

Distance: 3m

Mk.	Frequency (MHz)	Reading (dBuV)	Detector	Corr. factor (dB/m)	Result (dBuV/m)	Limit (dBuV/m)	Ant.Pos (cm)	Tab.Pos (deg.)	Margin (dB)	Comment
*	47.4950	39.33	peak	-9.26	30.07	40.00	100	175	-9.93	
	154.4088	39.51	peak	-8.16	31.35	43.50	100	90	-12.15	



Address:6F.,No.58,Ln 188,Ruey Kuang Rd,Neihu,Taipei
 Tel:+886-2-6606-8877
 Fax:+886-2-6606-8875

Radiated Emission Measurement

Operator: Leon

File :3

Data :#1

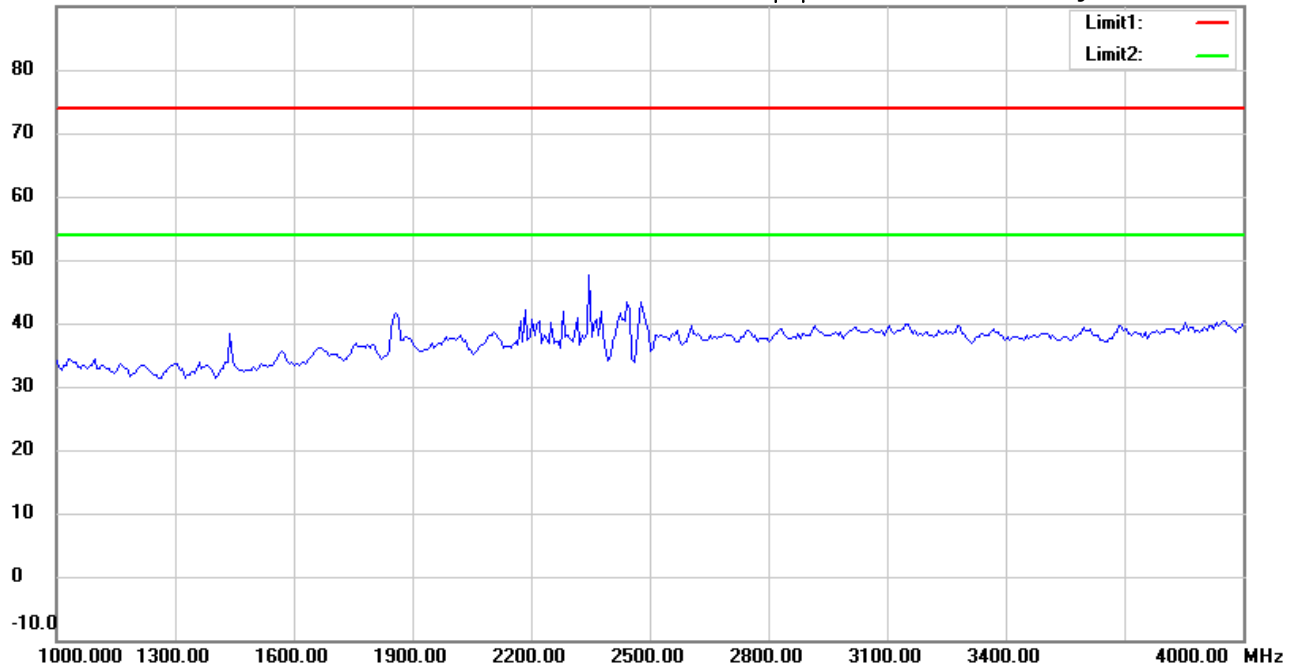
Date: 2017/3/14

Temperature:24 °C

90.0 dBuV/m

Time: 下午 01:24:57

Humidity:60 %



Site : Chamber

Condition : FCC_part 15 RE-Class C_Above 1GHz_PK

Polarization: *Horizontal*

EUT : W6M21708-17372

Power : 120 Va.c.

M/N:

Distance: 3m

Test Mode : TX 2475MHz

Note :

Mk.	Frequency (MHz)	Reading (dBuV)	Detector	Corr. factor (dB/m)	Result (dBuV/m)	Limit (dBuV/m)	Ant.Pos (cm)	Tab.Pos (deg.)	Margin (dB)	Comment
-----	-----------------	----------------	----------	---------------------	-----------------	----------------	--------------	----------------	-------------	---------

*:Maximum data x:Over limit !:over margin



Radiated Emission Measurement

Operator: Leon

File :3

Data :#6

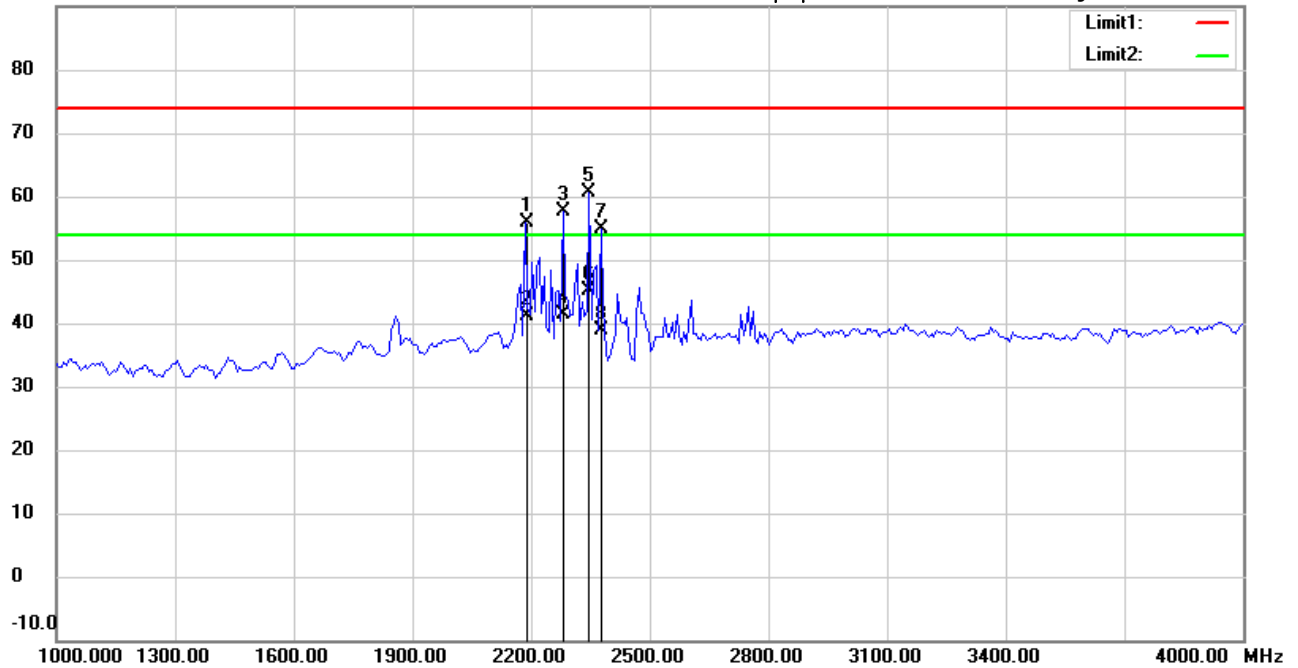
Date: 2017/3/14

Temperature:24 °C

90.0 dBuV/m

Time: 下午 01:28:09

Humidity:60 %



Site : Chamber

Condition : FCC_part 15 RE-Class C_Above 1GHz_PK

Polarization: *Vertical*

EUT : W6M21708-17372

Power : 120 Va.c.

M/N:

Distance: 3m

Test Mode : TX 2475MHz

Note :

Mk.	Frequency (MHz)	Reading (dBuV)	Detector	Corr. factor (dB/m)	Result (dBuV/m)	Limit (dBuV/m)	Ant.Pos (cm)	Tab.Pos (deg.)	Margin (dB)	Comment
	2184.369	61.18	peak	-5.35	55.83	74.00	130	235	-18.17	
	2184.369	46.53	AVG	-5.35	41.18	54.00	130	235	-12.82	
	2280.561	62.66	peak	-5.03	57.63	74.00	120	220	-16.37	
	2280.561	46.39	AVG	-5.03	41.36	54.00	120	220	-12.64	
	2346.693	65.49	peak	-4.89	60.60	74.00	100	195	-13.40	
*	2346.693	50.11	AVG	-4.89	45.22	54.00	100	195	-8.78	
	2376.753	59.70	peak	-4.84	54.86	74.00	105	240	-19.14	
	2376.753	43.67	AVG	-4.84	38.83	54.00	105	240	-15.17	



Address:6F.,No.58,Ln 188,Ruey Kuang Rd,Neihu,Taipei
 Tel:+886-2-6606-8877
 Fax:+886-2-6606-8875

Radiated Emission Measurement

Operator: Leon

File :3

Data :#2

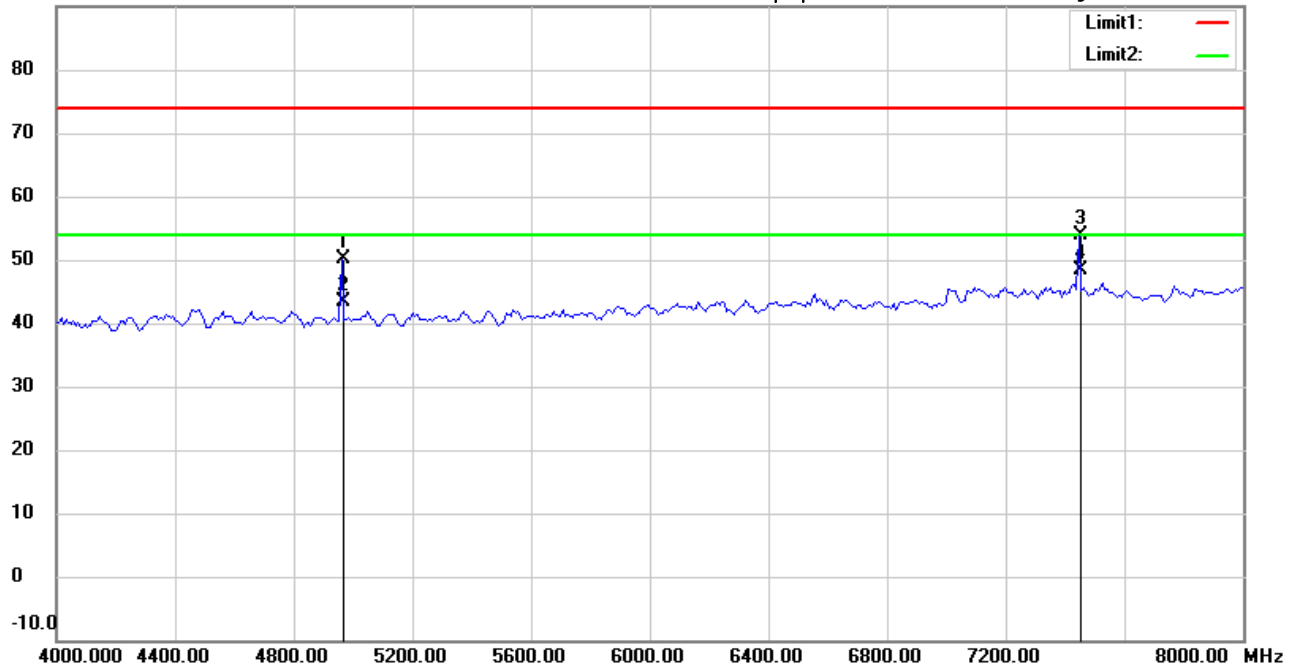
Date: 2017/3/14

Temperature:24 °C

90.0 dBuV/m

Time: 下午 01:25:51

Humidity:60 %



Site : Chamber

Condition : FCC_part 15 RE-Class C_Above 1GHz_PK

Polarization: *Horizontal*

EUT : W6M21708-17372

Power : 120 Va.c.

M/N:

Distance: 3m

Test Mode : TX 2475MHz

Note :

Mk.	Frequency (MHz)	Reading (dBuV)	Detector	Corr. factor (dB/m)	Result (dBuV/m)	Limit (dBuV/m)	Ant.Pos (cm)	Tab.Pos (deg.)	Margin (dB)	Comment
	4961.924	50.16	peak	-0.13	50.03	74.00	120	225	-23.97	
	4961.924	43.49	AVG	-0.13	43.36	54.00	120	225	-10.64	
	7446.894	49.01	peak	4.87	53.88	74.00	135	251	-20.12	
*	7446.894	43.61	AVG	4.87	48.48	54.00	135	251	-5.52	

*:Maximum data x:Over limit !:over margin



Radiated Emission Measurement

Operator: Leon

File :3

Data :#7

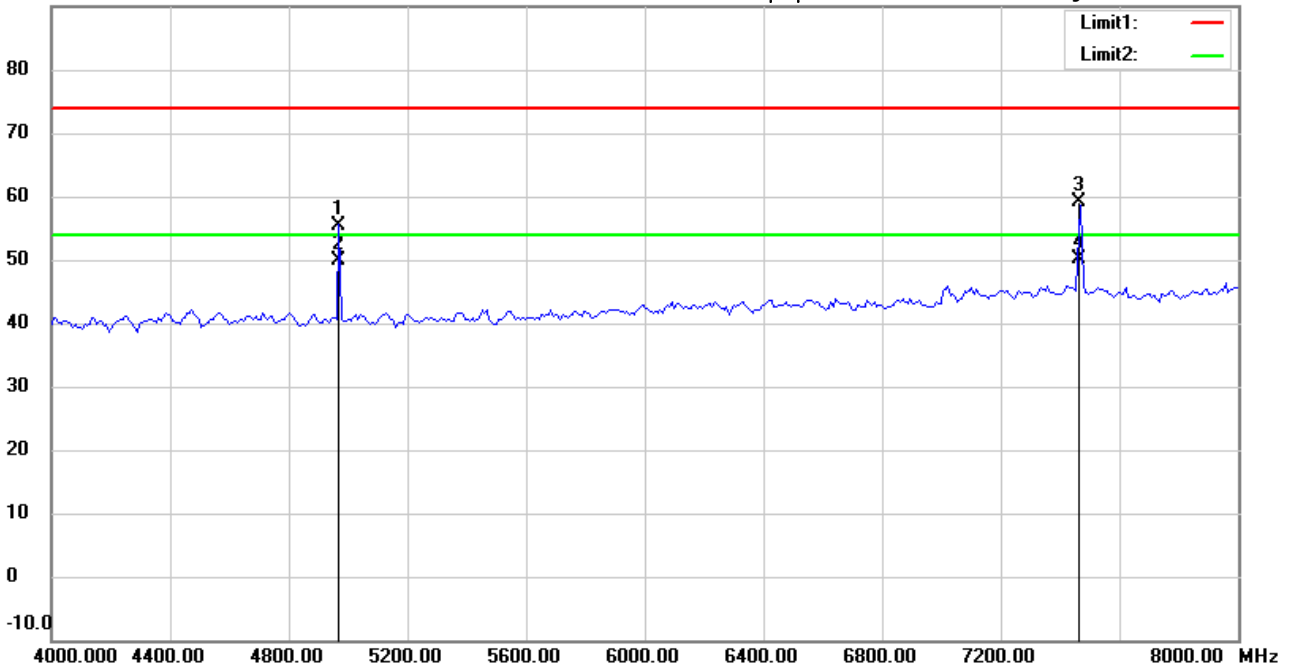
Date: 2017/3/14

Temperature:24 °C

90.0 dBuV/m

Time: 下午 01:29:03

Humidity:60 %



Site : Chamber

Condition : FCC_part 15 RE-Class C_Above 1GHz_PK

Polarization: **Vertical**

EUT : W6M21708-17372

Power : 120 Va.c.

M/N:

Distance: 3m

Test Mode : TX 2475MHz

Note :

Mk.	Frequency (MHz)	Reading (dBuV)	Detector	Corr. factor (dB/m)	Result (dBuV/m)	Limit (dBuV/m)	Ant.Pos (cm)	Tab.Pos (deg.)	Margin (dB)	Comment
	4969.355	55.51	peak	-0.09	55.42	74.00	120	255	-18.58	
	4969.355	49.85	AVG	-0.09	49.76	54.00	120	255	-4.24	
	7455.322	54.22	peak	4.84	59.06	74.00	130	217	-14.94	
*	7455.322	45.31	AVG	4.84	50.15	54.00	130	217	-3.85	



Address:6F.,No.58,Ln 188,Ruey Kuang Rd,Neihu,Taipei
 Tel:+886-2-6606-8877
 Fax:+886-2-6606-8875

Radiated Emission Measurement

Operator: Leon

File :3

Data :#3

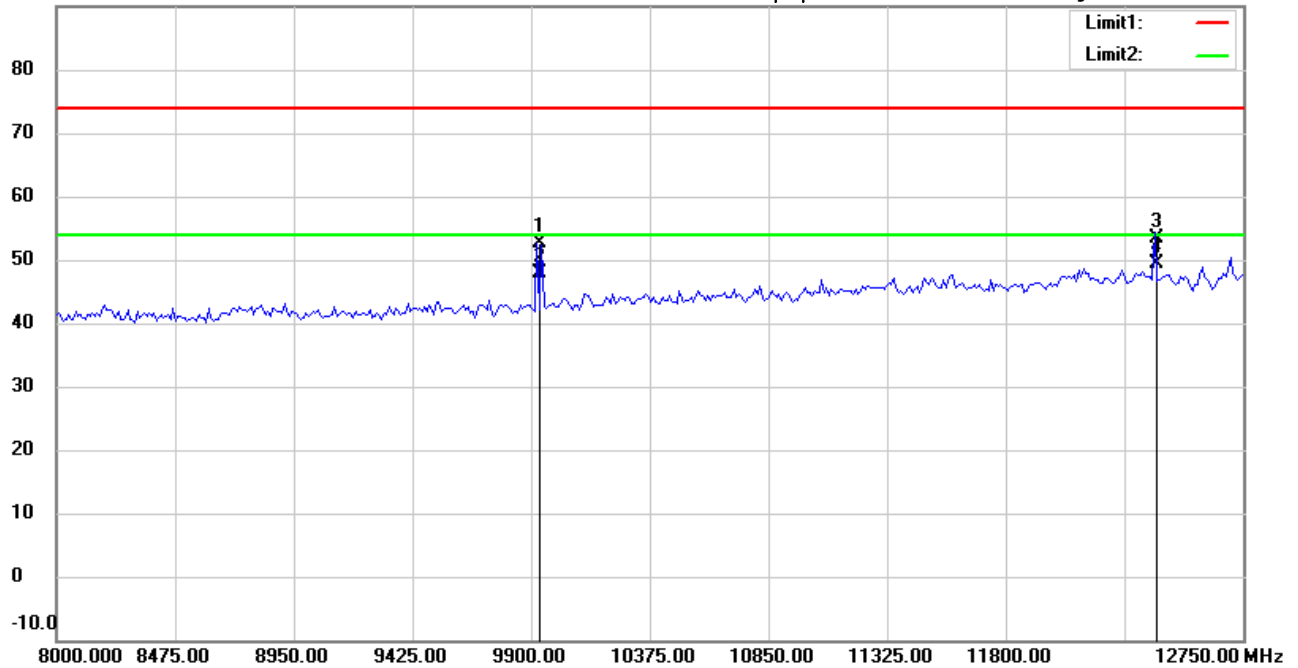
Date: 2017/3/14

Temperature:24 °C

90.0 dBuV/m

Time: 下午 01:26:51

Humidity:60 %



Site : Chamber

Condition : FCC_part 15 RE-Class C_Above 1GHz_PK

Polarization: *Horizontal*

EUT : W6M21708-17372

Power : 120 Va.c.

M/N:

Distance: 3m

Test Mode : TX 2475MHz

Note :

Mk.	Frequency (MHz)	Reading (dBuV)	Detector	Corr. factor (dB/m)	Result (dBuV/m)	Limit (dBuV/m)	Ant.Pos (cm)	Tab.Pos (deg.)	Margin (dB)	Comment
	9922.846	44.84	peak	7.83	52.67	74.00	130	155	-21.33	
	9922.846	40.17	AVG	7.83	48.00	54.00	130	155	-6.00	
	12406.569	39.37	peak	13.98	53.35	74.00	115	260	-20.65	
*	12406.569	35.44	AVG	13.98	49.42	54.00	115	260	-4.58	

*:Maximum data x:Over limit !:over margin



Radiated Emission Measurement

Operator: Leon

File :3

Data :#8

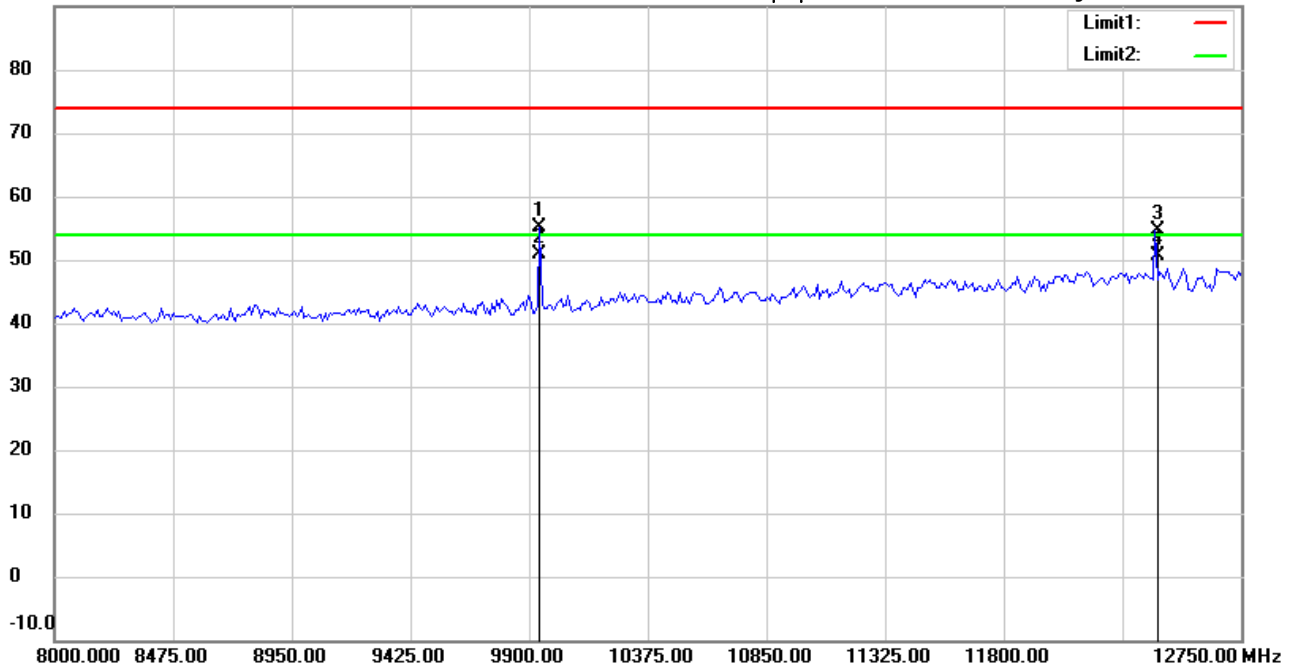
Date: 2017/3/14

Temperature:24 °C

90.0 dBuV/m

Time: 下午 01:29:56

Humidity:60 %



Site : Chamber

Condition : FCC_part 15 RE-Class C_Above 1GHz_PK

Polarization: *Vertical*

EUT : W6M21708-17372

Power : 120 Va.c.

M/N:

Distance: 3m

Test Mode : TX 2475MHz

Note :

Mk.	Frequency (MHz)	Reading (dBuV)	Detector	Corr. factor (dB/m)	Result (dBuV/m)	Limit (dBuV/m)	Ant.Pos (cm)	Tab.Pos (deg.)	Margin (dB)	Comment
	9932.621	47.17	peak	7.85	55.02	74.00	115	265	-18.98	
*	9932.621	43.12	AVG	7.85	50.97	54.00	115	265	-3.03	
	12407.315	40.55	peak	13.98	54.53	74.00	100	210	-19.47	
	12407.315	36.59	AVG	13.98	50.57	54.00	100	210	-3.43	



Address:6F.,No.58,Ln 188,Ruey Kuang Rd,Neihu,Taipei
 Tel:+886-2-6606-8877
 Fax:+886-2-6606-8875

Radiated Emission Measurement

Operator: Leon

File :3

Data :#4

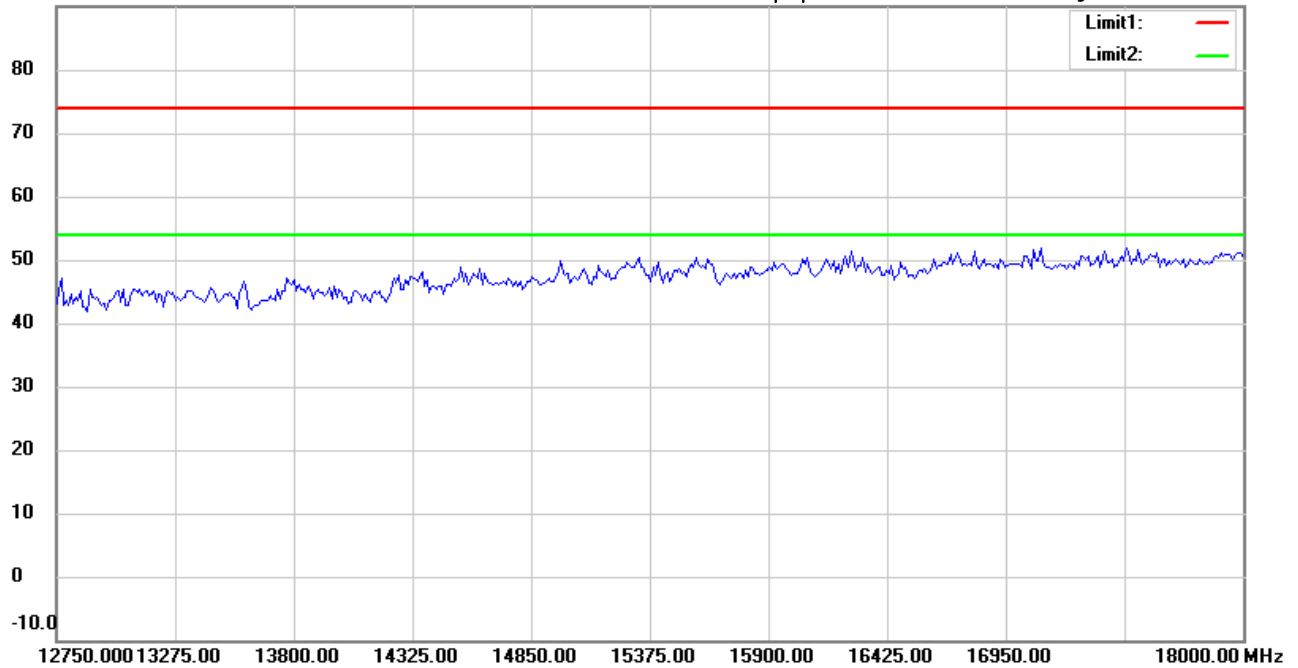
Date: 2017/3/14

Temperature:24 °C

90.0 dBuV/m

Time: 下午 01:27:05

Humidity:60 %



Site : Chamber

Condition : FCC_part 15 RE-Class C_Above 1GHz_PK

Polarization: *Horizontal*

EUT : W6M21708-17372

Power : 120 Va.c.

M/N:

Distance: 3m

Test Mode : TX 2475MHz

Note :

Mk.	Frequency (MHz)	Reading (dBuV)	Detector	Corr. factor (dB/m)	Result (dBuV/m)	Limit (dBuV/m)	Ant.Pos (cm)	Tab.Pos (deg.)	Margin (dB)	Comment
-----	-----------------	----------------	----------	---------------------	-----------------	----------------	--------------	----------------	-------------	---------

*:Maximum data x:Over limit !:over margin



Address:6F.,No.58,Ln 188,Ruey Kuang Rd,Neihu,Taipei
 Tel:+886-2-6606-8877
 Fax:+886-2-6606-8875

Radiated Emission Measurement

Operator: Leon

File :3

Data :#9

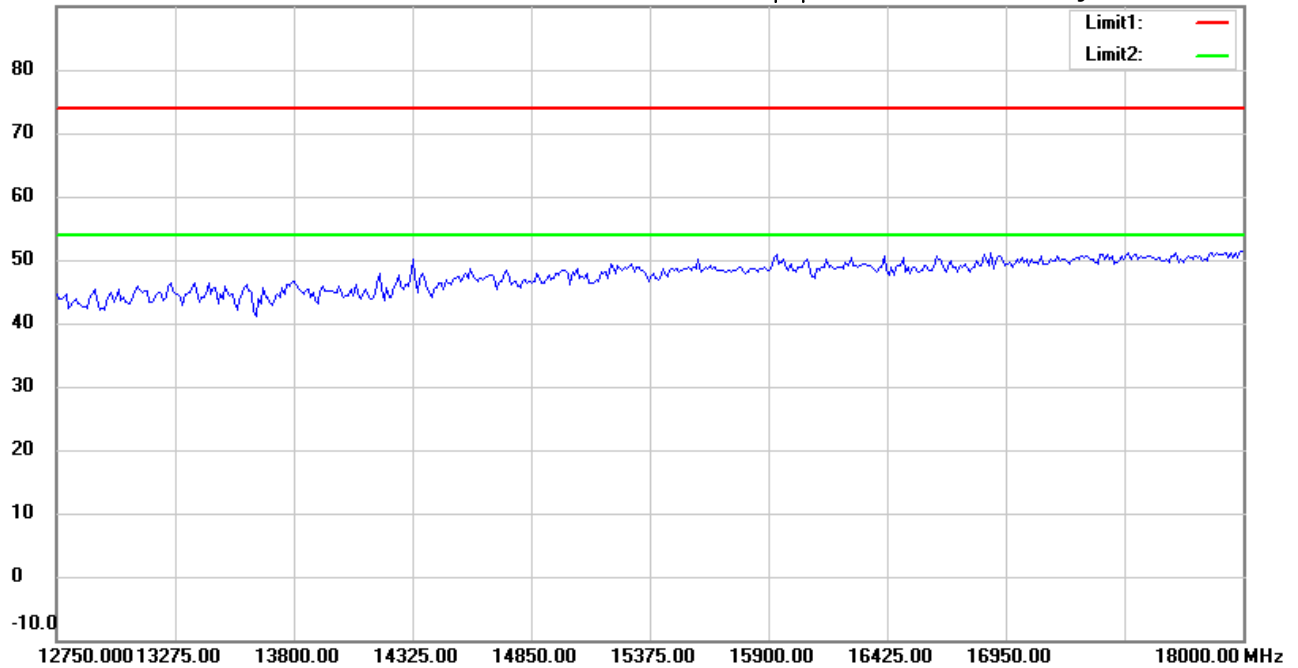
Date: 2017/3/14

Temperature:24 °C

90.0 dBuV/m

Time: 下午 01:30:10

Humidity:60 %



Site : Chamber

Condition : FCC_part 15 RE-Class C_Above 1GHz_PK

Polarization: *Vertical*

EUT : W6M21708-17372

Power : 120 Va.c.

M/N:

Distance: 3m

Test Mode : TX 2475MHz

Note :

Mk.	Frequency (MHz)	Reading (dBuV)	Detector	Corr. factor (dB/m)	Result (dBuV/m)	Limit (dBuV/m)	Ant.Pos (cm)	Tab.Pos (deg.)	Margin (dB)	Comment
-----	-----------------	----------------	----------	---------------------	-----------------	----------------	--------------	----------------	-------------	---------

*:Maximum data x:Over limit !:over margin



Address:6F.,No.58,Ln 188,Ruey Kuang Rd,Neihu,Taipei
 Tel:+886-2-6606-8877
 Fax:+886-2-6606-8875

Radiated Emission Measurement

Operator: Leon

File :3

Data :#5

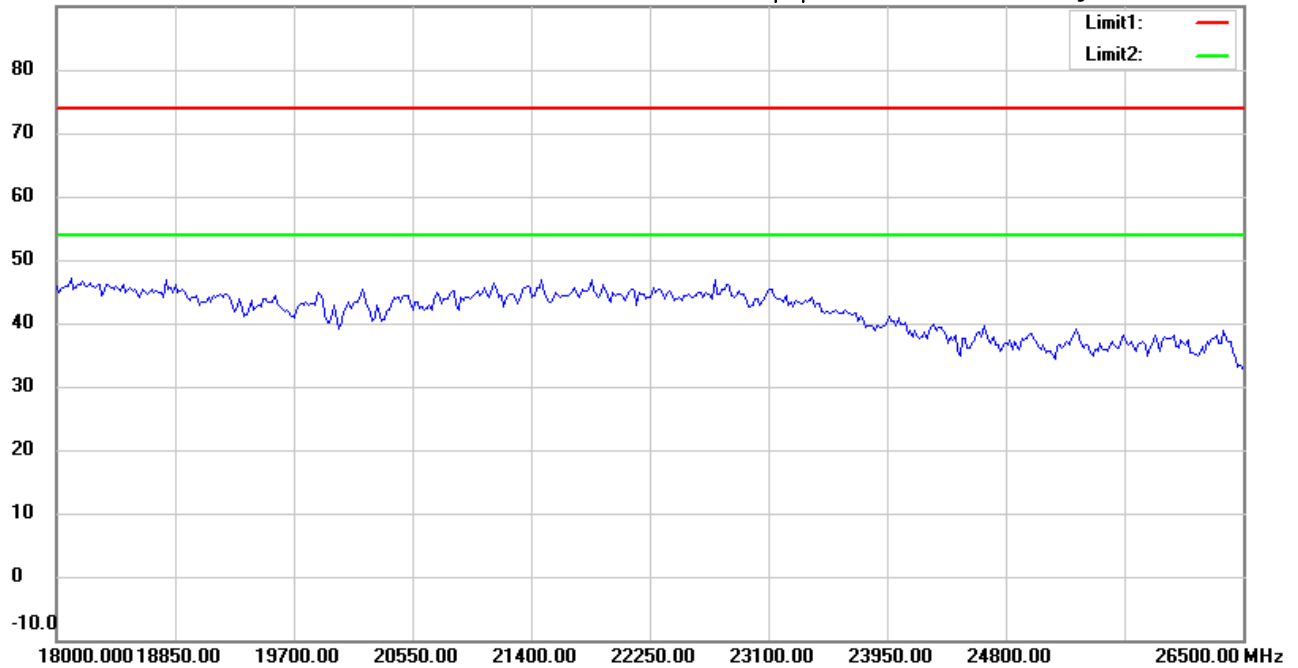
Date: 2017/3/14

Temperature:24 °C

90.0 dBuV/m

Time: 下午 01:27:15

Humidity:60 %



Site : Chamber

Condition : FCC_part 15 RE-Class C_Above 1GHz_PK

Polarization: *Horizontal*

EUT : W6M21708-17372

Power : 120 Va.c.

M/N:

Distance: 3m

Test Mode : TX 2475MHz

Note :

Mk.	Frequency (MHz)	Reading (dBuV)	Detector	Corr. factor (dB/m)	Result (dBuV/m)	Limit (dBuV/m)	Ant.Pos (cm)	Tab.Pos (deg.)	Margin (dB)	Comment
-----	-----------------	----------------	----------	---------------------	-----------------	----------------	--------------	----------------	-------------	---------

*:Maximum data x:Over limit !:over margin



Address:6F.,No.58,Ln 188,Ruey Kuang Rd,Neihu,Taipei
 Tel:+886-2-6606-8877
 Fax:+886-2-6606-8875

Radiated Emission Measurement

Operator: Leon

File :3

Data :#10

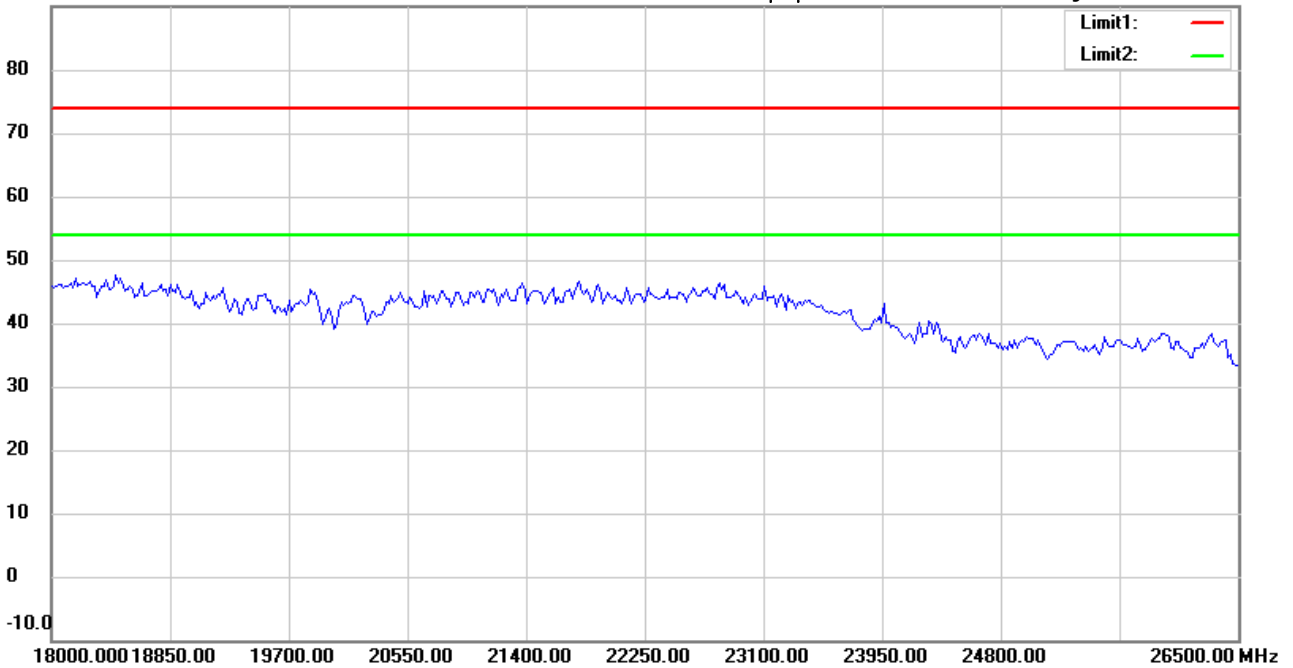
Date: 2017/3/14

Temperature:24 °C

90.0 dBuV/m

Time: 下午 01:30:20

Humidity:60 %



Site : Chamber

Condition : FCC_part 15 RE-Class C_Above 1GHz_PK

EUT : W6M21708-17372

M/N:

Test Mode : TX 2475MHz

Note :

Polarization: *Vertical*

Power : 120 Va.c.

Distance: 3m

Mk.	Frequency (MHz)	Reading (dBuV)	Detector	Corr. factor (dB/m)	Result (dBuV/m)	Limit (dBuV/m)	Ant.Pos (cm)	Tab.Pos (deg.)	Margin (dB)	Comment
-----	-----------------	----------------	----------	---------------------	-----------------	----------------	--------------	----------------	-------------	---------

*:Maximum data x:Over limit !:over margin