

System Performance Check-2450MHz-Head

DUT: Dipole 2450 MHz D2450V2; Type: D2450V2; Serial: 977

Communication System: UID 0, CW (0); Communication System Band: D2450 (2450.0 MHz);
Frequency: 2450 MHz; Communication System PAR: 0 dB; PMF: 1
Medium parameters used: $f = 2450$ MHz; $\sigma = 1.799$ S/m; $\epsilon_r = 39.90$; $\rho = 1000$ kg/m³
Phantom section: Flat Section

DASY Configuration:

- Probe: EX3DV4 - SN3748; ConvF(7, 7, 7); Calibrated: 2020/7/29;
- Sensor-Surface: 3mm (Mechanical Surface Detection), $z = 1.0, 31.0$
- Electronics: DAE3 Sn427; Calibrated: 2020/3/31
- Phantom: SAM; Type: QD000P40CD; Serial: 1805
- DASY52 52.8.8(1222); SEMCAD X 14.6.10(7331)

Configuration/D2450V2/Area Scan (6x9x1): Measurement grid: $dx=12$ mm, $dy=12$ mm
Maximum value of SAR (measured) = 14.2 W/kg

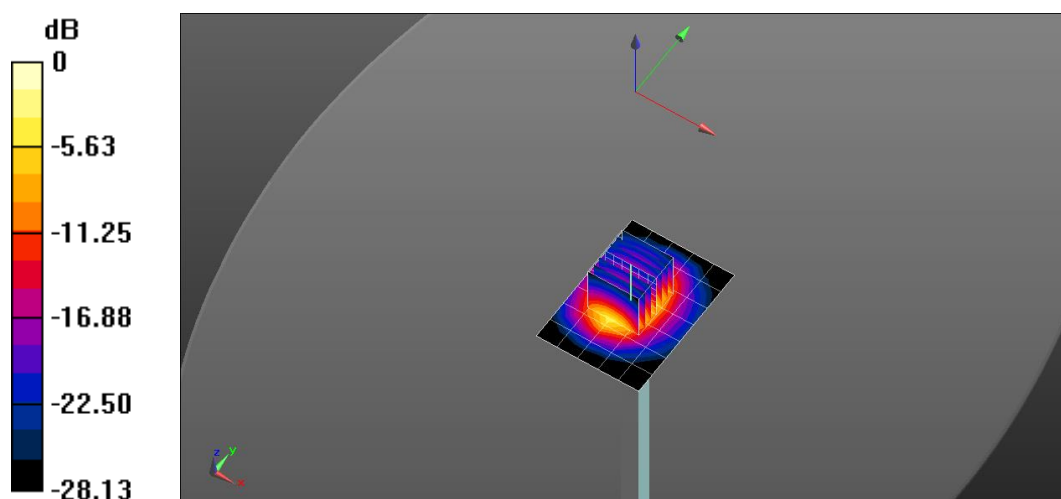
Configuration/D2450V2/Zoom Scan (7x7x7)/Cube 0: Measurement grid: $dx=5$ mm,
 $dy=5$ mm, $dz=5$ mm

Reference Value = 91.84 V/m; Power Drift = -0.01 dB

Peak SAR (extrapolated) = 28.6 W/kg

SAR(1 g) = 12.2 W/kg; SAR(10 g) = 6.65 W/kg

Maximum value of SAR (measured) = 17.8 W/kg



0 dB = 14.2 W/kg = 11.51 dBW/kg

System Performance Check-D5GHz_5250MHz-Head

DUT: Dipole D5GHzV2; Type: D5GHzV2; Serial: 1231

Communication System: UID 0, CW (0); Communication System Band: D5GHz (5000.0 - 6000.0 MHz); Frequency: 5250 MHz; Communication System PAR: 0 dB; PMF: 1

Medium parameters used: $f = 5250$ MHz; $\sigma = 4.59$ S/m; $\epsilon_r = 34.72$; $\rho = 1000$ kg/m³

Phantom section: Flat Section

DASY Configuration:

- Probe: EX3DV4 - SN3748; ConvF(5.05, 5.05, 5.05); Calibrated: 2020/7/29;
- Sensor-Surface: 1.4mm (Mechanical Surface Detection), $z = 1.0, 25.0$
- Electronics: DAE3 Sn427; Calibrated: 2020/3/31
- Phantom: ELI v5.0; Type: QDOVA002AA; Serial: 1235
- DASY52 52.8.8(1222); SEMCAD X 14.6.10(7331)

System Performance Check with D5GHzV2 Dipole (graded grid)/d=10mm, Pin=100mW, f=5250 MHz/Area Scan (6x6x1): Measurement grid: dx=10mm, dy=10mm

Maximum value of SAR (measured) = 13.7 W/kg

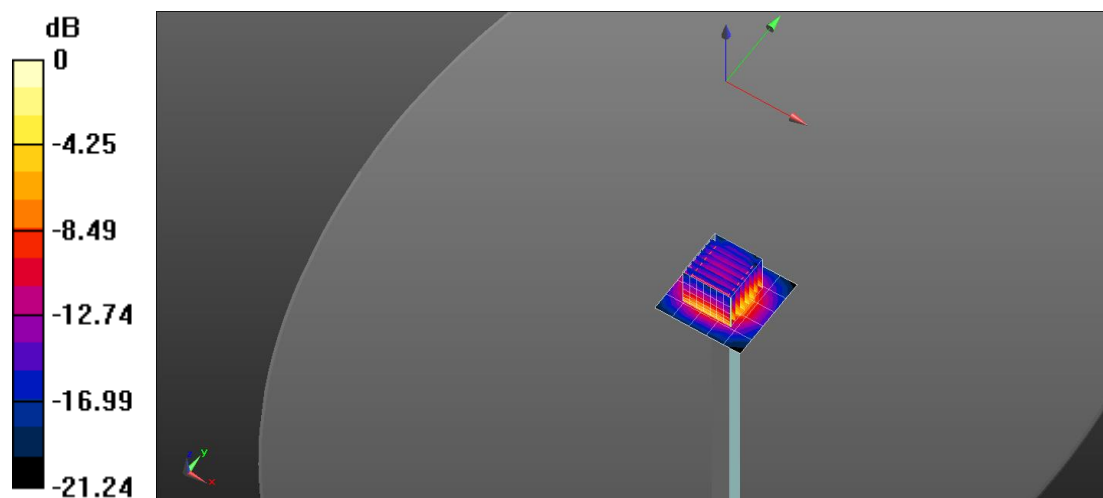
System Performance Check with D5GHzV2 Dipole (graded grid)/d=10mm, Pin=100mW, f=5250 MHz/Zoom Scan (4x4x1.4mm, graded), dist=1.4mm (8x8x7)/Cube 0: Measurement grid: dx=4mm, dy=4mm, dz=1.4mm

Reference Value = 67.12 V/m; Power Drift = 0.22 dB

Peak SAR (extrapolated) = 31.8 W/kg

SAR(1 g) = 7.23 W/kg; SAR(10 g) = 2.03 W/kg

Maximum value of SAR (measured) = 18.3 W/kg



0 dB = 13.7 W/kg = 11.37 dBW/kg

System Performance Check-D5GHz_5750MHz-Head

DUT: Dipole D5GHzV2; Type: D5GHzV2; Serial: 1231

Communication System: UID 0, CW (0); Communication System Band: D5GHz (5000.0 - 6000.0 MHz); Frequency: 5750 MHz; Communication System PAR: 0 dB; PMF: 1

Medium parameters used: $f = 5750$ MHz; $\sigma = 5.353$ S/m; $\epsilon_r = 34.08$; $\rho = 1000$ kg/m³

Phantom section: Flat Section

DASY Configuration:

- Probe: EX3DV4 - SN3748; ConvF(4.7, 4.7, 4.7); Calibrated: 2020/7/29;
- Sensor-Surface: 1.4mm (Mechanical Surface Detection), $z = 1.0, 25.0$
- Electronics: DAE3 Sn427; Calibrated: 2020/3/31
- Phantom: ELI v5.0; Type: QDOVA002AA; Serial: 1235
- DASY52 52.8.8(1222); SEMCAD X 14.6.10(7331)

System Performance Check with D5GHzV2 Dipole (graded grid)/d=10mm, Pin=100mW, f=5750 MHz/Area Scan (6x6x1): Measurement grid: dx=10mm, dy=10mm

Maximum value of SAR (measured) = 14.6 W/kg

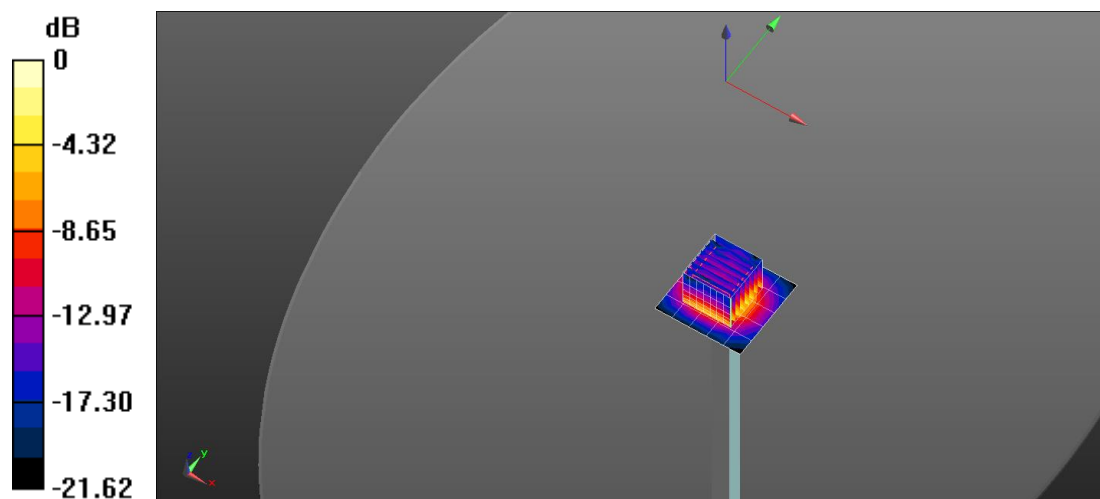
System Performance Check with D5GHzV2 Dipole (graded grid)/d=10mm, Pin=100mW, f=5750 MHz/Zoom Scan (4x4x1.4mm, graded), dist=1.4mm (8x8x7)/Cube 0: Measurement grid: dx=4mm, dy=4mm, dz=1.4mm

Reference Value = 67.84 V/m; Power Drift = 0.13 dB

Peak SAR (extrapolated) = 35.6 W/kg

SAR(1 g) = 7.10 W/kg; SAR(10 g) = 1.97 W/kg

Maximum value of SAR (measured) = 19.7 W/kg



0 dB = 14.6 W/kg = 11.65 dBW/kg