

User Manual

◆ Description:

- ※ Following standard of Bluetooth V4.0
- ※ Bluetooth music control function
- ※ Support Bluetooth hands free calling
- ※ With external 3.7v/600mAh lithium battery (BL-58)
- ※ Built-in 3.5MM stereo audio input
- ※ Get wireless signal with 15 meters







- ※ Rated Power: 3W
- ※ Input Impedance: 15K Ω
- ※ Input Voltage: DC=5V
- ※ Input Interface: Line In
- ※ Frequency Response: 100HZ—20KHZ
- ※ Signal to Noise Ratio: \geq 85dB
- ※ Sensitivity: 80dB
- ※ Distortion Factor: \leq 0.3%
- ※ Operating Temperature: -10 to 40 $^{\circ}$ C
- ※ Dimension: 61X61X81mm
- ※ Weight: 280g

◆ Operating Instructions

※ Connecting Bluetooth Match

1. Slide switch to “on” to start up. Search Bluetooth device AJ-66 on your cell phone or laptop after speaker power on.
2. The LED shows continuous blue light when Bluetooth connected successfully, the password is 0000 if necessary.
3. System will automatically connect the final match device in memory.

※ Hands Free Bluetooth Phone Call or Music Play

1. Short Press [] to play / pause music or answer / hang up phone call
Long Press [] to redial phone call
2. Short Press [] to ply previous music, in long time
Long Press [] for fast backward
3. Short Press [] to play next music
Long Press [] for fast forward
4. Press [VOL+] / [VOL-] to control volume.

※ Charge

1. Please use Micro USB to charge (only for charge).
2. Red light appears under charging and disappears after fully charged.
3. Speaker will warm you to charge it when voltage is lower than 3.5V.

Attention: In order to get battery fully charged, please make sure you have turned off speaker when you charge it.

◆ FQA

※ No Connection

Please make sure Bluetooth is in searching, and you have turned on the Bluetooth in connecting device.

※ No Sound

Please check whether you have turn off the switch of volume and check whether the Bluetooth is normal in connecting device.

※ Cannot turn on or shutdown in use

Please charge speaker.

FCC WARNING:

This device complies with part 15 of the FCC Rules. Operation is subject to the following two conditions: (1) This device may not cause harmful interference, and (2) this device must accept any interference received, including interference that may cause undesired operation.

NOTE 1: This equipment has been tested and found to comply with the limits for a Class C digital device, pursuant to part 15 of the FCC Rules. These limits are designed to provide reasonable protection against harmful interference in a residential installation. This equipment generates, uses and can radiate radio frequency energy and, if not installed and used in accordance with the instructions, may cause harmful interference to radio communications. However, there is no guarantee that interference will not occur in a particular installation. If this equipment does cause harmful interference to radio or television reception, which can be determined by turning the equipment off and on, the user is encouraged to try to correct the interference by one or more of the following measures:

-Reorient or relocate the receiving antenna.

-Increase the separation between the equipment and receiver.

-Connect the equipment into an outlet on a circuit different from that to which the receiver is connected.

-Consult the dealer or an experienced radio/TV technician for help.

NOTE 2: Any changes or modifications to this unit not expressly approved by the party responsible for compliance could void the user's authority to operate the equipment.