


Client	Geotab Inc.	
Product	IOX-NFC	
Standard(s)	RSS 210 Issue 8:2010 / FCC Part 15 Subpart C 15:2013	



Figure 1: Radiated emission setup – photo 1


Client	Geotab Inc.	
Product	IOX-NFC	
Standard(s)	RSS 210 Issue 8:2010 / FCC Part 15 Subpart C 15:2013	



Figure 2: Radiated emission setup – photo 2


Client	Geotab Inc.	
Product	IOX-NFC	
Standard(s)	RSS 210 Issue 8:2010 / FCC Part 15 Subpart C 15:2013	



Figure 3: Radiated emission setup – photo 3

Client	Geotab Inc.	
Product	IOX-NFC	
Standard(s)	RSS 210 Issue 8:2010 / FCC Part 15 Subpart C 15:2013	



Figure 4: Carrier frequency stability setup – photo 1


Client	Geotab Inc.	
Product	IOX-NFC	
Standard(s)	RSS 210 Issue 8:2010 / FCC Part 15 Subpart C 15:2013	



Figure 5: Carrier frequency stability setup – photo 2