

# **Antenna Report**

**Model P/N :** T-00002376

**Antenna type :** Printing (PIFA)

**Manufacture :** Corsair Memory, Inc.

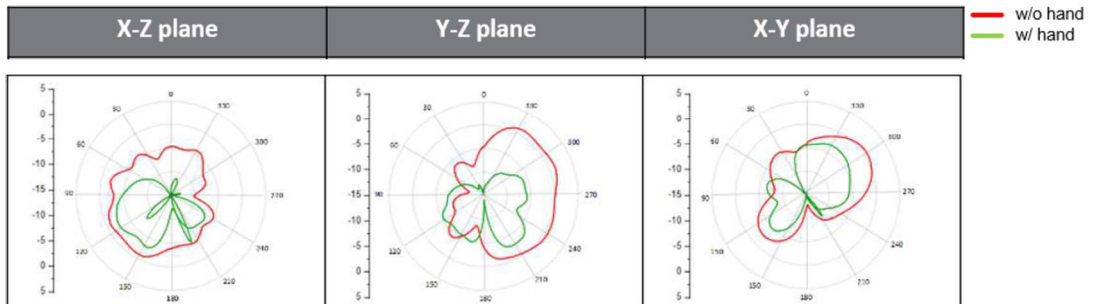
**Address :** 115 North McCarthy Blvd, Milpitas, CA 95035, USA

**Tested By :** Joel Kuo

**Tested Date:** 2021/10/29

Antenna Proposal			
Wireless Function	■ Wi-Fi 2.4G antenna		
Antenna type	■ 2.4G on board antenna (PIFA type)*1		
Measurement data			
	Customer spec	Measurement data w/o hand	Measurement data w/ hand
Return loss	< -10 dB	< -10 dB	< -10 dB
Efficiency	■ 2.4G Ant > 30%.	■ 2.4G Ant > 55%.	■ 2.4G Ant > 30%.
Peak Gain	■ 2.4G peak <	■ 2.4G peak < 3.14 <u>dBi</u>	■ 2.4G peak < -0.62 <u>dBi</u>

Radiation pattern – 2.45GHz



## Measurement data

### ❖ Gain table: 2.4G ANT\_w/o hand

Frequency (MHz)	XZ plane		YZ plane		XY plane		E-total (dBi)	Efficiency
	Peak Gain (dBi)	Average Gain (dB)	Peak Gain (dBi)	Average Gain (dB)	Peak Gain (dBi)	Average Gain (dB)		
2400	-0.99	-4.99	1.35	-2.74	2.21	-3.12	2.86	58%
2450	-1.01	-4.78	1.26	-3.19	2.36	-3.40	3.14	59%
2500	-0.64	-5.30	0.75	-3.19	1.16	-3.72	2.13	55%

### ❖ Gain table: 2.4G ANT\_w/ hand

Frequency (MHz)	XZ plane		YZ plane		XY plane		E-total (dBi)	Efficiency
	Peak Gain (dBi)	Average Gain (dB)	Peak Gain (dBi)	Average Gain (dB)	Peak Gain (dBi)	Average Gain (dB)		
2400	-1.44	-7.71	-1.39	-5.91	-1.21	-6.06	-0.62	32%
2450	-1.43	-8.25	-2.28	-5.99	-1.55	-6.27	-0.80	31%
2500	-1.53	-8.80	-2.42	-6.21	-1.71	-6.62	-0.96	30%

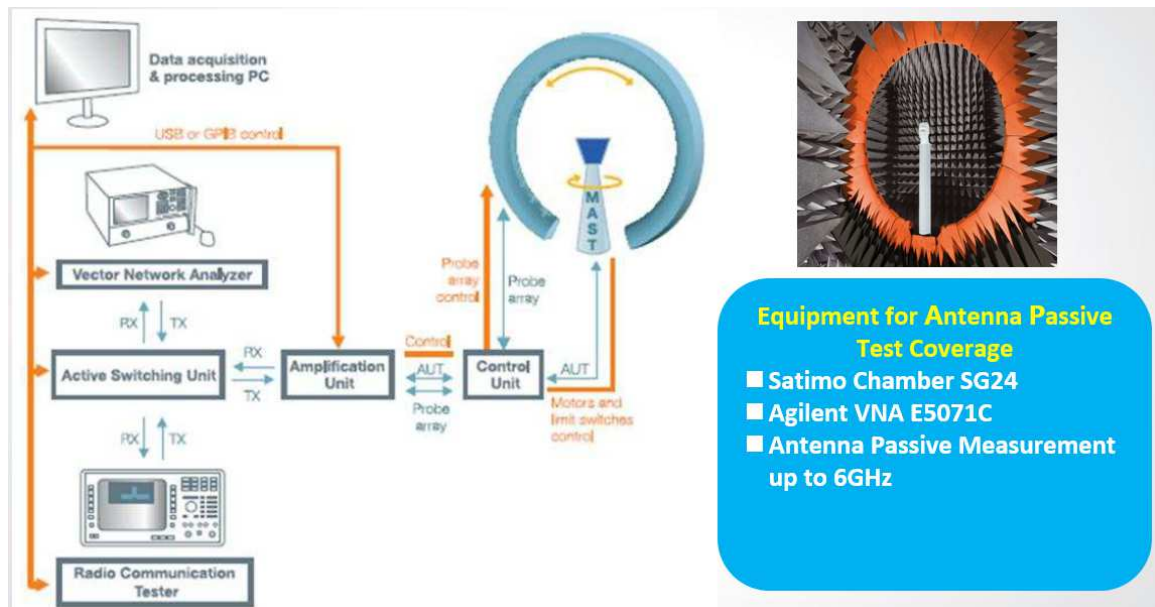
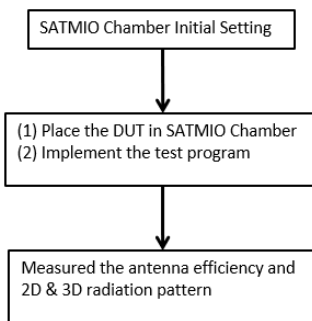
## 1. Applicable test methods

This test report is prepared for host antenna testing under a Full Anechoic Chamber (Satimo Chamber SG24).

## 2. Test & System Description

### a. Test setup

Diagram



b. Equipment list

	Equipment				
	Description	Manufacturer	Model	Cal. Date	Cal. Due Date
1	SATMIO Chamber		SG24	2021-02-08	2022-02-08
2	Network Analyzer	Agilent	E5071C	2021-09-30	2022-09-30

Note: Support Equipment **Wireless Mouse RGP0129**

c. Commercial software: **Wave Studio**