



RF EXPOSURE REPORT

FOR

Applicant	:	Corsair Memory, Inc.
Address	:	115 North McCarthy Blvd, Milpitas, CA 95035, USA
Equipment under Test	:	LT200 Smart Lighting Tower
Model No.	:	RDD0007
Trade Mark	:	CORSAIR or  or 
FCC ID	:	2AAFMRDD0007
Manufacturer	:	Corsair Memory, Inc.
Address	:	115 North McCarthy Blvd, Milpitas, CA 95035, USA

Issued By: Dongguan Dongdian Testing Service Co., Ltd.

Add.: No. 17, Zongbu Road 2, Songshan Lake Sci&Tech, Industry Park,
Dongguan City, Guangdong Province, China, 523808



Tel.: +86-0769-38826678, **E-mail:** ddt@dgddt.com, <http://www.dgddt.com>

REPORT

Table of Contents

	Test report declares.....	3
1.	General Information	5
1.1.	Description of equipment	5
1.2.	Assess laboratory.....	5
2.	RF Exposure Evaluation	5
2.1.	Requirement.....	5
2.2.	Calculation method	6
2.3.	Estimation result.....	6

Test Report Declare

Applicant	:	Corsair Memory, Inc.
Address	:	115 North McCarthy Blvd, Milpitas, CA 95035, USA
Equipment under Test	:	LT200 Smart Lighting Tower
Model No.	:	RDD0007
Trade mark	:	CORSAIR or  or 
Manufacturer	:	Corsair Memory, Inc.
Address	:	115 North McCarthy Blvd, Milpitas, CA 95035, USA

Standard Used: KDB447498 D01 General RF Exposure Guidance v06

We Declare:

The equipment described above is assessed by Dongguan Dongdian Testing Service Co., Ltd and in the configuration assessed the equipment complied with the standards specified above. The assessed results are contained in this report and Dongguan Dongdian Testing Service Co., Ltd is assumed of full responsibility for the accuracy and completeness of these assess.

After evaluation, our opinion is that the equipment In Accordance with above standard.

Report No:	DDT-R21110501-2E07		
Date of Receipt:	Nov. 15, 2021	Date of Test:	Nov. 15, 2021 ~ Dec. 03, 2021

Prepared By:

Johnny Wang

Johnny Wang/Engineer

Approved By:



Damon Hu/EMC Manager

Note: This report applies to above tested sample only. This report shall not be reproduced in parts without written approval of Dongguan Dongdian Testing Service Co., Ltd.

Revision History

Rev.	Revisions	Issue Date	Revised By
---	Initial issue	Dec. 06, 2021	

1. General Information

1.1. Description of equipment

EUT* Name	: LT200 Smart Lighting Tower
Model Number	: RDD0007
EUT function description	: Please reference user manual of this device
Power Supply	: DC 5V by external AC Adapter
Radio Specification	: 2.4G Digitally Modulated
Operation Frequency	: 2403 MHz - 2479 MHz
Modulation	: GFSK
Data Rate	: 1 Mbps
Antenna Gain	: ANT1: 1.5 dBi : ANT2: 1.5 dBi
Serial Number	: N/A

Note: EUT is the ab. of equipment under test. The EUT equipped with two antennas but only one antenna active at any moment in time.

1.2. Assess laboratory

Dongguan Dongdian Testing Service Co., Ltd.

Add.: No. 17, Zongbu Road 2, Songshan Lake Sci&Tech, Industry Park, Dongguan City, Guangdong Province, China, 523808.

Tel.: +86-0769-38826678, <http://www.dgddt.com>, Email: ddt@dgddt.com.

CNAS Accreditation No. L6451; A2LA Accreditation Number: 3870.01

FCC Designation Number: CN1182, Test Firm Registration Number: 540522

Innovation, Science and Economic Development Canada Site Registration Number: 10288A

Conformity Assessment Body identifier: CN0048

VCCI facility registration number: C-20087, T-20088, R-20123, G-20118

2. RF Exposure Evaluation

2.1. Requirement

Systems operating under the provisions of FCC 47 CFR section shall be operated in a manner that ensures that the public is not exposed to radio frequency energy level in excess of the Commission's guidelines.

In accordance with 47 CFR FCC Part 2 Subpart J, section 2.1091 this device has been defined as mobile device whereby a distance of 0.2 m normally can be maintained between the user and the device, and below RF Permissible Exposure limit shall comply with.

Limits for General Population/Uncontrolled Exposure

(B) Limits for General Population / Uncontrolled Exposure

Frequency Range (MHz)	Electric Field Strength (E) (V/m)	Magnetic Field Strength (H) (A/m)	Power Density (S) (mW/cm ²)	Averaging Time E ² , H ² or S (minutes)
0.3-1.34	614	1.63	(100)*	30
1.34-30	824/f	2.19/f	(180/f)*	30
30-300	27.5	0.073	0.2	30
300-1500			F/1500	30
1500-100,000			1.0	30

Note: f = frequency in MHz ; *Plane-wave equivalent power density

2.2. Calculation method

$$E(\text{V/m}) = \frac{\sqrt{30 \times P \times G}}{d} \quad \text{Power Density: } S(\text{mW/cm}^2) = \frac{E^2}{377}$$

E = Electric field (V/m)

P = Peak RF output power (mW)

G = EUT Antenna numeric gain (numeric)=

d = Separation distance between radiator and human body (m)

The formula can be changed to

We can change the formula to:

$$S = \frac{30 \times P \times G}{377 \times d^2} \quad \text{or, } d = \sqrt{\frac{30 \times P \times G}{377 \times S}}$$

From the peak EUT RF output power, the minimum mobile separation distance, d= 0.2 m, as well as the gain of the used antenna, the RF power density can be obtained.

2.3. Estimation result

Mode	PK Output power (dBm)	Output power (mW)	Antenna Gain (dBi)	Antenna Gain (linear)	MPE Values (mW/cm ²)	MPE Limit (mW/cm ²)
GFSK	3.83	2.42	1.5	1.41	0.00068	1

Note: The estimation distance is 20 cm

Conclusion: The measurement results comply with the FCC Limit per 47 CFR 2.1091 for the uncontrolled RF Exposure of mobile device.

END OF REPORT