

FCC PART 15 SUBPART B TEST REPORT

for

HS70 Wireless USB transmitter

Model No.: RDA0017

of

Applicant: Corsair Memory, Inc.

Address: 47100 Bayside Pkwy Fremont California 94538 United States

**Tested and Prepared
by**

Worldwide Testing Services (Taiwan) Co., Ltd.

FCC Registration No.: TW1477, TW1111, TW1072, TW1110

Industry Canada filed test laboratory Reg. No. IC 5679A-1, IC 5107A-1

A2LA Accredited No.: 2732.01



Report No.: W6M21802-17843-P-15B

6F, NO. 58, LANE 188, RUEY-KUANG RD., NEIHU TAIPEI 114, TAIWAN, R.O.C.
TEL: 886-2-66068877 FAX: 886-2-66068879 E-mail: wts@wts-lab.com



TABLE OF CONTENTS

1 GENERAL INFORMATION.....2

1.1 NOTES2

1.2 TESTING LABORATORY3

 1.2.1 Location3

 1.2.2 Details of accreditation status3

1.3 DETAILS OF APPROVAL HOLDER3

1.4 APPLICATION DETAILS.....4

1.5 GENERAL INFORMATION OF TEST ITEM.....4

1.6 TEST STANDARDS5

2 TECHNICAL TEST.....6

2.1 SUMMARY OF TEST RESULTS.....6

2.2 TEST ENVIRONMENT6

2.3 TEST EQUIPMENT LIST.....7

2.4 GENERAL TEST PROCEDURE10

3 TEST RESULTS (ENCLOSURE).....12

3.1 PEAK OUTPUT POWER (TRANSMITTER).....13

3.2 RF EXPOSURE COMPLIANCE REQUIREMENTS16

3.3 TRANSMITTER RADIATED EMISSIONS IN RESTRICTED BANDS17

3.4 SPURIOUS EMISSIONS (TX).....18

3.5 RADIATED EMISSION ON THE BAND EDGE.....20

3.6 MINIMUM 6 DB BANDWIDTH22

3.7 PEAK POWER SPECTRAL DENSITY25

3.8 RADIATED EMISSION FROM DIGITAL PART28

3.9 POWER LINE CONDUCTED EMISSION29

APPENDIX.....32



Worldwide Testing Services(Taiwan) Co., Ltd.

Registration number: W6M21802-17843-C-1
FCC ID: 2AAFMRDA0017

1 General Information

1.1 Notes

The purpose of conformity testing is to increase the probability of adherence to the essential requirements or conformity specifications, as appropriate.

The complexity of the technical specifications, however, means that full and thorough testing is impractical for both technical and economic reasons.

Furthermore, there is no guarantee that a test sample which has passed all the relevant tests conforms to a specification.


Neither is there any guarantee that such a test sample will interwork with other genuinely open systems. The existence of the tests nevertheless provides the confidence that the test sample possesses the qualities as maintained and that its performance generally conforms to representative cases of communications equipment.

The test results of this test report relate exclusively to the item tested as specified in 1.5.

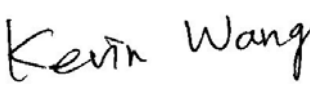
The test report may only be reproduced or published in full.

Reproduction or publication of extracts from the report requires the prior written approval of the Worldwide Testing Services(Taiwan) Co., Ltd.

Tester:

March 08, 2018	Kent Lin	
Date	WTS-Lab. Name	Signature

Technical responsibility for area of testing:

March 08, 2018	Kevin Wang	
Date	WTS Name	Signature



Worldwide Testing Services(Taiwan) Co., Ltd.

Registration number: W6M21802-17843-C-1
FCC ID: 2AAFMRDA0017

1.2 Testing laboratory

1.2.1 Location

OATS

No.5-1, Lishui, Shuang Sing Village,
Wanli Dist., New Taipei City 207,
Taiwan (R.O.C.)

3 meter semi-anechoic chamber

No.35, Aly. 21, Ln. 228, Ankang Rd., Neihu Dist., Taipei City 114, Taiwan (R.O.C.)

TEL:886-2-6613-0228

FAX:886-2-2791-5046

Company

Worldwide Testing Services(Taiwan) Co., Ltd.

6F, NO. 58, LANE 188, RUEY-KUANG RD.

NEIHU, TAIPEI 114, TAIWAN R.O.C.

Tel : 886-2-66068877

Fax : 886-2-66068879

1.2.2 Details of accreditation status

Accredited testing laboratory

A2LA accredited number: 2732.01

FCC filed test laboratory Reg. No. TW1477, TW1111, TW1072, TW1110

Industry Canada filed test laboratory Reg. No. IC 5679A-1, IC 5107A-1

Test location, where different from Worldwide Testing Services (Taiwan) Co., Ltd. :

Name: ./.

Accredited number: ./.

Street: ./.

Town: ./.

Country: ./.

Telephone: ./.

Fax: ./.

1.3 Details of approval holder

Name: Corsair Memory, Inc.


Street: 47100 Bayside Pkwy Fremont

Town: California 94538

Country: United States

Telephone: 88627655045

Fax: 88627655683



Registration number: W6M21802-17843-C-1
FCC ID: 2AAFMRDA0017

1.4 Application details

Date of receipt of test item: February 05, 2018
Date of test: from February 06, 2018 to March 07, 2018

1.5 General information of Test item

Type of test item: HS70 Wireless USB transmitter
Model Number: RDA0017
Brand Name: Corsair
Multi-listing model number: ./.
Photos: see Appendix

Technical data

Frequency band: 2403.35 MHz – 2477.35 MHz
Frequency (ch 1 or A): 2403.35 MHz
Frequency (ch 19 or B): 2439.35 MHz
Frequency (ch 38 or C): 2477.35 MHz
Operation modes: Duplex
Modulation Type: GFSK
Fixed point-to-point operation: Yes / No
Type of Antenna: MULTILAYER CERAMIC ANTENNA
Antenna gain: 2.66 dBi
Power supply: 5 VDC (power from PC)
Emission designator: 1M93G1D
Host device: none

Classification:

Fixed Device	<input type="checkbox"/>
Mobile Device (Human Body distance > 20cm)	<input type="checkbox"/>
Portable Device (Human Body distance < 20cm)	<input checked="" type="checkbox"/>



Worldwide Testing Services(Taiwan) Co., Ltd.

Registration number: W6M21802-17843-C-1
FCC ID: 2AAFMRDA0017

Transmitter

Unom

Power (ch 1 or A):	Conducted: 0.93 dBm
Power (ch 19 or B):	Conducted: 0.67 dBm
Power (ch 38 or C):	Conducted: 0.82 dBm


Manufacturer: (if applicable)

Name:	VTECH Technology Corp.
Street:	6F-8, No.27, Sec. 3, Zhongshan N. RD.
Town:	Taipei 104,
Country:	Taiwan(R.O.C)

Additional information: ./.

1.6 Test standards

Technical standard : FCC RULES SUBPART C § 15.247 (2016-10)



Registration number: W6M21802-17843-C-1
FCC ID: 2AAFMRDA0017

2 Technical test

2.1 Summary of test results

No deviations from the technical specification(s) were ascertained in the course of the tests performed.

or

The deviations as specified in 2.5 were ascertained in the course of the tests performed.

2.2 Test environment

Temperature: 23 °C


Relative humidity content: 20 ... 75 %

Air pressure: 86 ... 103 kPa

Power supply: 5 VDC (power from PC)

Extreme conditions parameters: ./.

Test item Name	Uncertainty
Estimation Result of Uncertainty of Conducted Emission	Expanded Uncertainty : 1.54 dB
Estimation Result of Uncertainty of Radiated Emission(3M)	Expanded Uncertainty : 0.009-30 MHz : 2.17 dB 30-1000 MHz : 3.57 dB 1-18 GHz : 2.60 dB 18-40 GHz : 2.58 dB
Estimation Result of Uncertainty of Bandwidth Measurement 20 dB Bandwidth, Occupied bandwidth, Channel bandwidth, Necessary Bandwidth	Expanded Uncertainty : 0.45 kHz
Estimation Result of Uncertainty of Conducted Output Power Measurement Output power	Expanded Uncertainty : 1.01 dB
Estimation Result of Uncertainty of Power Density Measurement Power density	Expanded Uncertainty : 1.73 dB
Estimation Result of Uncertainty of Band Edge Measurement	Expanded Uncertainty : 0.98 dBc




Worldwide Testing Services(Taiwan) Co., Ltd.

Registration number: W6M21802-17843-C-1
FCC ID: 2AAFMRDA0017

2.3 Test Equipment List

No.	Test equipment	Type	Serial No.	Manufacturer	Cal. Date	Next Cal. Date
ETSTW-CE 001	EMI TEST RECEIVER	ESHS10	842121/013	R&S	2017/5/26	2018/5/25
ETSTW-CE 003	AC POWER SOURCE	APS-9102	D161137	GW	Function Test	
ETSTW-CE 004	ZWEILEITER-V-NETZNACHBILDUNG TWO-LINE V-NETWORK	ESH3-Z5	840731/011	R&S	2017/10/26	2018/10/25
ETSTW-CE 006	IMPULSBEGRENZER PULSE LIMITER	ESH3-Z2	100226	R&S	2017/8/22	2018/8/21
ETSTW-CE 008	HF-EICHLITUNG RF STEP ATTENUATOR 139dB DPSP	334.6010.02	844581/024	R&S	Function Test	
ETSTW-CE 009	TEMP.&HUMIDITY CHAMBER	GTH-225-40-1P-U	MAA0305-009	GIANT FORCE	2017/7/14	2018/7/13
ETSTW-CE 016	TWO-LINE V-NETWORK	ENV216	100050	R&S	2017/8/31	2018/8/30
ETSTW-CE 028	MXE EMI Receiver	N9038A	MY53220110	Agilent	2017/7/11	2018/7/10
ETSTW-RE 003	EMI TEST RECEIVER	ESI 26	831438/001	R&S	2017/5/26	2018/5/25
ETSTW-RE 004	EMI TEST RECEIVER	ESI 40	832427/004	R&S	2017/5/17	2018/5/16
ETSTW-RE 005	EMI TEST RECEIVER	ESVS10	843207/020	R&S	2017/8/25	2018/8/24
ETSTW-RE 012	TUNABLE BANDREJECT FILTER	D.C 0309	146	K&L	Function Test	
ETSTW-RE 013	TUNABLE BANDREJECT FILTER	D.C 0336	397	K&L	Function Test	
ETSTW-RE 018	MICROWAVE HORN ANTENNA	AT4560	27212	AR	2017/7/4	2018/7/3
ETSTW-RE 027	Passive Loop Antenna	6512	00034563	ETS-Lindgren	2017/7/3	2018/7/2
ETSTW-RE 030	Double-Ridged Guide Horn Antenna	3117	00035224	ETS-Lindgren	2017/3/22	2018/3/21
ETSTW-RE 042	Biconical Antenna	HK116	100172	R&S	2018/1/23	2019/1/22
ETSTW-RE 043	Log-Periodic Dipole Antenna	HL223	100166	R&S	2017/4/10	2018/4/9
ETSTW-RE 044	Log-Periodic Antenna	HL050	100094	R&S	2017/4/27	2018/4/26
ETSTW-RE 045	ESA-E SERIES SPECTRUM ANALYZER	E4404B	MY45111242	Agilent	Pre-test Use	
ETSTW-RE 050	Attenuator 10dB	50HF-010-1	None	JFW	2018/3/1	2019/2/28
ETSTW-RE 051	Attenuator 6dB	50HF-006-1	None	JFW	2018/3/1	2019/2/28
ETSTW-RE 053	Attenuator 3dB	50HF-003-1	None	JFW	2018/3/1	2019/2/28
ETSTW-RE 055	SPECTRUM ANALYZER	FSU 26	200074	R&S	2018/2/21	2019/2/20
ETSTW-RE 060	Attenuator 30dB	5015-30	F651012z-01	ATM	2018/3/1	2019/2/28
ETSTW-RE 062	Amplifier Module	CHC 2	None	KMIC	2017/4/12	2018/4/11
ETSTW-RE 064	Bluetooth Test Set	MT8852B-042	6K00005709	Anritsu	Function Test	
ETSTW-RE 069	Double-Ridged Guide Horn Antenna	3117	00069377	ETS-Lindgren	Function Test	
ETSTW-RE 072	CELL SITE TEST SET	8921A	3339A00375	HP	2017/9/11	2018/9/10
ETSTW-RE 088	SOLID STATE AMPLIFIER	KMA180265A01	99057	KMIC	2017/9/19	2018/9/18
ETSTW-RE 091	Match Pad	MDCS1500	None	WOKEN	2017/4/6	2018/4/5
ETSTW-RE 099	DC Block	50DB-007-1	None	JFW	2018/2/23	2019/2/22



Worldwide Testing Services(Taiwan) Co., Ltd.

Registration number: W6M21802-17843-C-1
 FCC ID: 2AAFMRDA0017

ETSTW-RE 112	AC POWER SOURCE	TFC-1005	T-0A023536	T-Power	Function test	
ETSTW-RE 115	2.4GHz Notch Filter	N0124411	473874	MICROWAVE CIRCUITS	2018/1/15	2019/1/14
ETSTW-RE 120	RF Player	MP9200	MP9210-111022	ADIVIC	Function test	
ETSTW-RE 122	SIGNAL GENERATOR	SMF100A	102149	R&S	2017/5/26	2018/5/25
ETSTW-RE 125	5GHz Notch filter	5NSL11-5200/E221.3-O/O	1	K&L Microwave	2017/8/9	2018/8/8
ETSTW-RE 126	5GHz Notch filter	5NSL12-5800/E221.3-O/O	1	K&L Microwave	2017/8/9	2018/8/8
ETSTW-RE 127	RF Switch Box	RFS-01	None	WTS	2018/2/21	2019/2/20
ETSTW-RE 128	5.3GHz Notch filter	N0153001	SN487233	Microwave Circuits	2017/8/9	2018/8/8
ETSTW-RE 129	5.5GHz Notch filter	N0555984	SN487234	Microwave Circuits	2017/8/9	2018/8/8
ETSTW-RE 130	Handheld RF Spectrum Analyzer	N9340A	CN0147000204	Agilent	Pre-test Use	
ETSTW-RE 142	Amplifier	8447D	2805A03378	Agilent	2017/4/12	2018/4/11
ETSTW-RE 147	Bi-log Hybrid Antenna	MCTD 2786B	BLB16M04005	ETC	2017/3/22	2018/3/21
ETSTW-RE 151	Thermohyrometer	608-h1	45104376	TESTO	2017/8/30	2018/8/29
ETSTW-EMI 011	USB Compact Modulator	SFC-U	101689	R&S	2017/5/10	2018/5/9
ETSTW-GSM 002	Universal Radio Communication Tester	CMU 200	109439	R&S	2018/2/27	2019/2/26
ETSTW-GSM 003	Radio Communication Analyzer	MT8820C	6201342073	Anritsu	2018/3/2	2019/3/1
ETSTW-GSM 004	Wideband Radio Communication Tester	CMW500	128092	R&S	2017/10/16	2018/10/15
ETSTW-GSM 019	Band Reject Filter	WRCTF824/849-822/851-40 /12+9SS	3	WI	2018/1/11	2019/1/10
ETSTW-GSM 020	Band Reject Filter	WRCD1747/1748-1743/1752-32/5SS	1	WI	2018/1/11	2019/1/10
ETSTW-GSM 021	Band Reject Filter	WRCD1879.5/1880.5-1875.5/1884.5-32/5SS	3	WI	2018/1/11	2019/1/10
ETSTW-GSM 022	Band Reject Filter	WRCT901.9/903.1-904.25-50/8SS	1	WI	2018/1/11	2019/1/10
ETSTW-GSM 023	Power Divider	4901.19.A	None	SUHNER	2017/9/13	2018/9/12
ETSTW-Cable 011	SMA to N type Cable	RGU-400	None	THERMAX	Pre-test Use NCR	
ETSTW-Cable 016	BNC Cable	Switch Box	B Cable 1	Schwarz beck	2018/2/22	2019/2/21
ETSTW-Cable 017	BNC Cable	X Cable	B Cable 2	Schwarz beck	2018/2/22	2019/2/21
ETSTW-Cable 018	BNC Cable	Y Cable	B Cable 3	Schwarz beck	2018/2/22	2019/2/21
ETSTW-Cable 019	BNC Cable	Z Cable	B Cable 4	Schwarz beck	2018/2/22	2019/2/21
ETSTW-Cable 020	N TYPE Cable	OATS Cable 1	N30N30-L335-15M	JYE BAO CO.,LTD.	2017/7/3	2018/7/2
ETSTW-Cable 022	N TYPE Cable	5006	0002	JYE BAO CO.,LTD.	2017/4/6	2018/4/5
ETSTW-Cable 026	Microwave Cable	SUCOFLEX 104	279075	HUBER+SUHNER	2018/2/21	2019/2/20
ETSTW-Cable 027	Microwave Cable	SUCOFLEX 104	279083	HUBER+SUHNER	2017/5/12	2018/5/11
ETSTW-Cable 028	Microwave Cable	FA147A0015M2020	30064-2	UTIFLEX	2017/9/7	2018/9/6
ETSTW-Cable 029	Microwave Cable	FA147A0015M2020	30064-3	UTIFLEX	2017/9/7	2018/9/6
ETSTW-Cable 030	Microwave Cable	SUCOFLEX 104 (S Cable 9)	279067	HUBER+SUHNER	2018/2/21	2019/2/20
ETSTW-Cable 031	Microwave Cable	SUCOFLEX 104 (S Cable 10)	238092	HUBER+SUHNER	2017/4/12	2018/4/11
ETSTW-Cable 043	Microwave Cable	SUCOFLEX 104	317576	HUBER+SUHNER	2017/4/12	2018/4/11



Worldwide Testing Services(Taiwan) Co., Ltd.

Registration number: W6M21802-17843-C-1
 FCC ID: 2AAFMRDA0017

ETSTW-Cable 048	Microwave Cable	SUCOFLEX 104	325519	HUBER+SUHNER	2017/4/12	2018/4/11
ETSTW-Cable 058	Microwave Cable	SUCOFLEX 104	none	HUBER+SUHNER	2018/2/21	2019/2/20
ETSTW-Cable 064	Microwave Cable	SUCOFLEX 104	MY28891	HUBER+SUHNER	2017/4/12	2018/4/11
ETSTW-Cable 066	SMA type cable	32022	None	ASTROLAB	2017/8/31	2018/8/30
ETSTW-Cable 071	N TYPE CABLE	EMCCFD400-NM- NM-25000	170239	EMCI	2018/2/21	2019/2/20
WTSTW-SW 002	EMI TEST SOFTWARE	EZ EMC	None	Farad	Version ETS-03A1	
WTSTW-SW 006	EMI TEST SOFTWARE	e3	None	AUDIX	Version 9.161014	
WTSTW-SW 008	Signal studio	Agilent	None	AUDIX	Version 2.0.0.1	



Registration number: W6M21802-17843-C-1
FCC ID: 2AAFMRDA0017

2.4 General Test Procedure

POWER LINE CONDUCTED INTERFERENCE: The procedure used was ANSI STANDARD C63.10-2013 5.2 using a 50 μ H LISN (if necessary). Both lines were observed. The bandwidth of the spectrum analyzer was 10 kHz with an appropriate sweep speed.

RADIATION INTERFERENCE: The test procedure used was according to ANSI STANDARD C63.10-2013 6.4 employing a spectrum analyzer. For investigated frequency is equal to or below 1GHz, the RBW and VBW of the spectrum analyzer was 100 kHz and 100kHz respectively with an appropriate sweep speed. For investigated frequency is above 1GHz, both of RBW and VBW of the spectrum analyzer were 1 MHz with an appropriate sweep speed. The analyzer was calibrated in dB above a microvolt at the output of the antenna.

FORMULA OF CONVERSION FACTORS: The Field Strength at 3m was established by adding the meter reading of the spectrum analyzer (which is set to read in units of dB μ V) to the antenna correction factor supplied by the antenna manufacturer. The antenna correction factors are stated in terms of dB.

Example:

Freq (MHz) METER READING + ACF + CABLE LOSS (to the receiver) = FS
33 20 dB μ V + 10.36 dB + 6 dB = 36.36 dB μ V/m @3m

The EUT was placed on a table 80 cm high and with dimensions of 1m by 1.5m (non metallic table) and arranged according to ANSI C63.10-2013 6.3.1. The table used for radiated measurements is capable of continuous rotation. The spectrum was scanned from 30 MHz to the frequency specified as follows:

- (1) If the intentional radiator operates below 10 GHz: to the tenth harmonic of the highest fundamental frequency or to 40 GHz, whichever is lower.
- (2) If the intentional radiator operates at or above 10 GHz and below 30 GHz: to the fifth harmonic of the highest fundamental frequency or to 100 GHz, whichever is lower.
- (3) If the intentional radiator operates at or above 30 GHz: to the fifth harmonic of the highest fundamental frequency or to 200 GHz, whichever is lower, unless specified otherwise elsewhere in the rules.
- (4) If the intentional radiator contains a digital device, regardless of whether this digital device controls the functions of the intentional radiator or the digital device is used for additional control or function purposes other than to enable the operation of the intentional radiator, the frequency range shall be investigated up to the range specified in paragraphs (a)(1)-(a)(3) of this section or the range applicable to the digital device, as shown in paragraph (b)(1) of this Section, whichever is the higher frequency range of investigation.

For hand-held devices, a exploratory test was performed with three (3) orthogonal planes to determine the highest emissions.

When an emission was found, the table was rotated to produce the maximum signal strength. At this point, the antenna was raised and lowered from 1m to 4m. The antenna was placed in both the horizontal and vertical planes.



Registration number: W6M21802-17843-C-1
FCC ID: 2AAFMRDA0017

When the radiated emission limits are expressed in terms of the average value of the emission, and pulsed operation is employed, the measurement field strength shall be determined by averaging over one complete pulse train, including blanking intervals, as long as the pulse train does not exceed 0.1 seconds. As an alternative (provided the transmitter operates for longer than 0.1 seconds) or in cases where the pulse train exceeds 0.1 seconds, the measured field strength shall be determined from the average absolute voltage during a 0.1 second interval during which the field strength is at its maximum value.

The formula is as follows:

Average = Peak + Duty Factor

Duty Factor = $20 \log(\text{dwell time}/T)$

T = 100ms when the pulse train period is over 100 ms or the period of the pulse train.

Modified Limits for peak according to 15.35 (b) = Max Permitted average Limits + 20dB

ANSI STANDARD C63.10-2013 B.2.7: Any measurements that utilize special test software shall be indicated and referenced in the test report. During testing, test software 'EZ EMC' was used for setting up different operation modes.




Registration number: W6M21802-17843-C-1
 FCC ID: 2AAFMRDA0017

3 Test results (enclosure)

TEST CASE	Para. Number	Required	Test passed	Test failed
Peak Output Power	15.247(d)	<input checked="" type="checkbox"/>	<input checked="" type="checkbox"/>	<input type="checkbox"/>
Equivalent isotropically radiated Power	15.247(b)	<input checked="" type="checkbox"/>	<input checked="" type="checkbox"/>	<input type="checkbox"/>
Spurious Emissions radiated – Transmitter operating	15.247(d): 15.209	<input checked="" type="checkbox"/>	<input checked="" type="checkbox"/>	<input type="checkbox"/>
Band Edge Measurement	15.247(d)	<input checked="" type="checkbox"/>	<input checked="" type="checkbox"/>	<input type="checkbox"/>
Minimum 6 dB Bandwidth	15.247(a)(2)	<input checked="" type="checkbox"/>	<input checked="" type="checkbox"/>	<input type="checkbox"/>
Peak Power Spectral Density	15.247(e)	<input checked="" type="checkbox"/>	<input checked="" type="checkbox"/>	<input type="checkbox"/>
Radiated Emission from Digital part	15.109	<input type="checkbox"/>	<input type="checkbox"/>	<input type="checkbox"/>
Power Line Conducted Emission	15.207	<input checked="" type="checkbox"/>	<input checked="" type="checkbox"/>	<input type="checkbox"/>

The following is intentionally left blank.

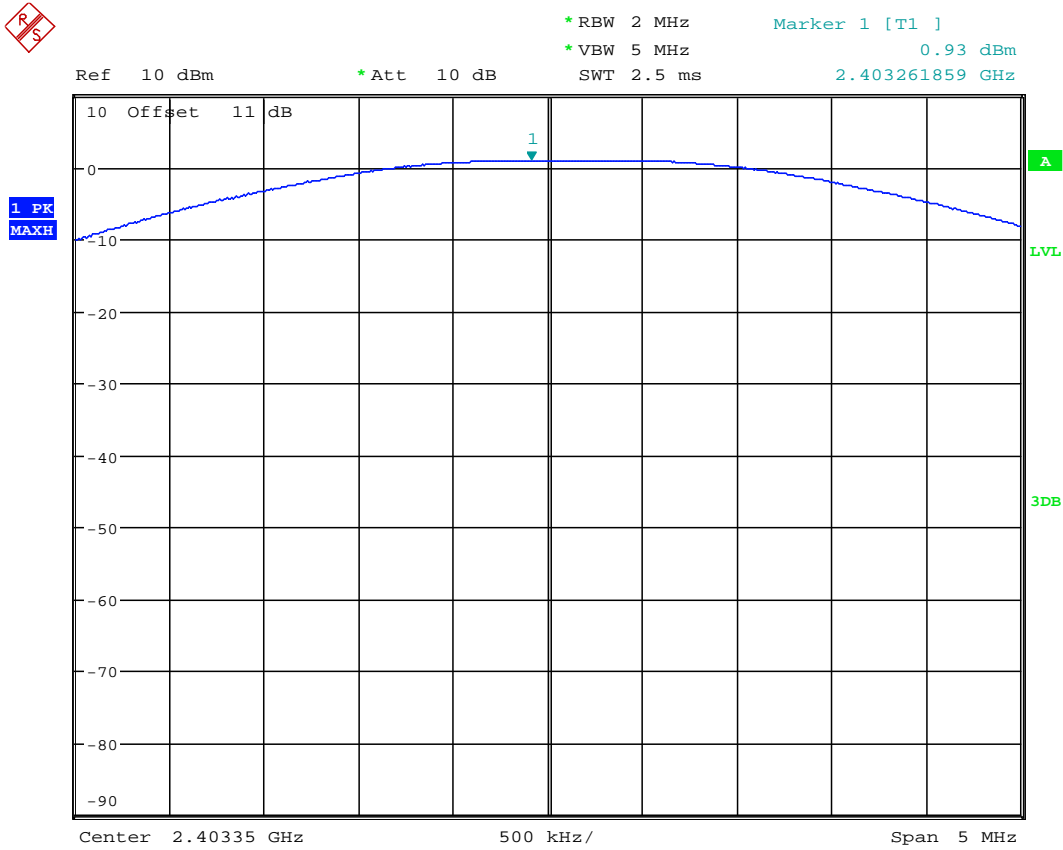


Registration number: W6M21802-17843-C-1
FCC ID: 2AAFMRDA0017

3.1 Peak Output Power (transmitter)


FCC Rule: 15.247(d)(3)

This measurement applies to equipment with an integral antenna and to equipment with an antenna connector and equipped with an antenna as declared by the applicant.



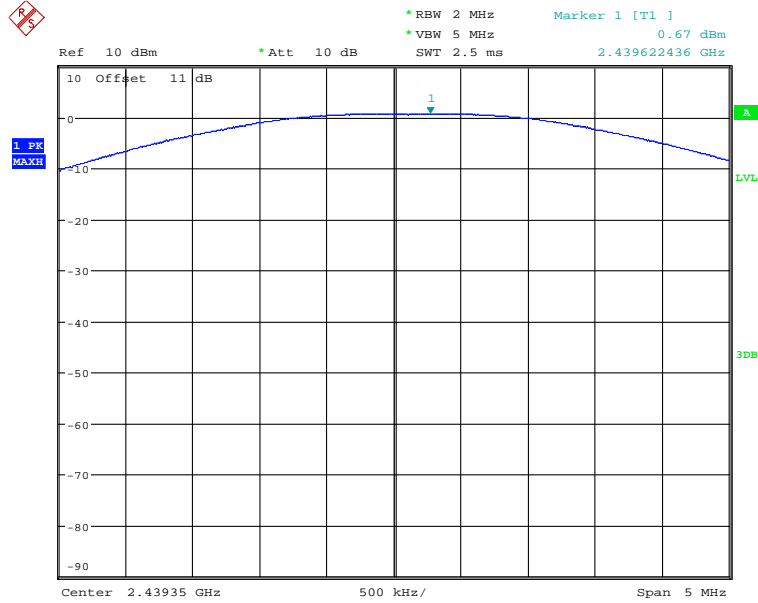
MAX OUTPUT POWER 2403.35MHZ

Date: 7.FEB.2018 20:57:47

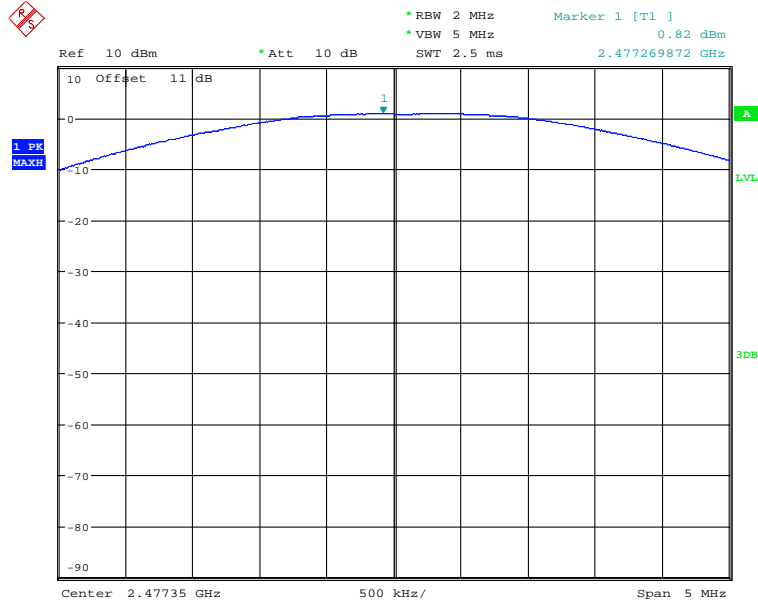


Worldwide Testing Services(Taiwan) Co., Ltd.

Registration number: W6M21802-17843-C-1
FCC ID: 2AAFMRDA0017



MAX OUTPUT POWER 2439.35MHZ
Date: 7.FEB.2018 20:57:16



MAX OUTPUT POWER 2477.35MHZ
Date: 7.FEB.2018 20:56:45



Worldwide Testing Services(Taiwan) Co., Ltd.


Registration number: W6M21802-17843-C-1
FCC ID: 2AAFMRDA0017

Limits:

Frequency MHz	Power dBm
902 - 928	30
2400 – 2483.5	30
5725 – 5850	30

In case of employing transmitter antennas having antenna gain > 6 dBi and using fixed point-to point operation consider §15.247 (b)(4)

Test equipment used: ETSTW-RE 055, ETSTW-RE 050, ETSTW-RE 064



Registration number: W6M21802-17843-C-1
 FCC ID: 2AAFMRDA0017

3.2 RF Exposure Compliance Requirements

FCC Rule: 15.247(b)(3)

Test exclusion = max. conducted output power

Test exclusion = 0.93 dBm

RESULT:

Test standard : FCC KDB Publication
 447498 D01 General RF Exposure Guidance v06

According to 447498 D01 General RF Exposure Guidance v06:

SAR evaluation, by measurement or numerical simulation, is not required when the corresponding SAR Exclusion Threshold condition, listed below, is satisfied.

The enclosure of the device provides ≥ 0.5 cm separation from the antenna elements to significant metal parts of the enclosure to minimize potential perturbations.

Frequency Band: 2403.35-2477.35 MHz

Maximum Power fed to Antenna: 1.2388 mW

Separation distances:

Radiator to user: > 5 mm

Distance prescribed in user manual: > 5 mm

MHz	5	10	15	20	25	mm
2450	10	19	29	38	48	SAR Test Exclusion Threshold (mW)

MHz	30	35	40	45	50	mm
2450	57	67	77	86	96	SAR Test Exclusion Threshold (mW)

MHz	50	60	70	80	90	100	110	120	130	140	150	160	170	180	190	mm
2450	96	196	296	396	496	596	696	796	896	996	1096	1196	1296	1396	1496	mW



Registration number: W6M21802-17843-C-1
FCC ID: 2AAFMRDA0017

3.3 Transmitter Radiated Emissions in Restricted Bands

FCC Rules: 15.247 (d), 15.205, 15.209, 15.35

Radiated emission measurements were performed from 30 MHz to 26500 MHz.

For radiated emission tests, the analyzer setting was as followings:

Frequency \leq 1 GHz, RBW:100 kHz, VBW: 100 kHz (Peak measurements)

Frequency $>$ 1 GHz, RBW: 1 MHz, VBW: 1 MHz (Peak measurements)

Frequency $>$ 1 GHz , RBW:1 MHz , VBW: 10 Hz (Average measurements)

Limits.

For frequencies below 1GHz:

Frequency of Emission (MHz)	Field strength (microvolts/meter)	Field Strength (dB microvolts/meter)
30 - 88	100	40.0
88 - 216	150	43.5
216 - 960	200	46.0
Above	500	54.0

For frequencies above 1GHz (Average measurements).

Guidance on Measurement of Digit Transmission Systems:

“If the emission is pulsed, modify the unit for continuous operation, use the setting shown above, then correct the reading by subtracting the peak-average correction factor, derived from the appropriate duty cycle calculation.”

The correction factor, based on the total channel dwell time in a 100 ms period, may be mathematically applied to a measurement made with an average detector, to further reduce the value.

Duty cycle correction = $20 \log (\text{dwell time} / 100\text{ms})$

Note: No duty cycle correction was added to the reading of this EUT.

Explanation: See attached diagrams in Appendix.



Registration number: W6M21802-17843-C-1
FCC ID: 2AAFMRDA0017

3.4 Spurious Emissions (tx)

Spurious emission was measured with modulation (declared by manufacturer).

In any 100 kHz bandwidth outside the frequency band in which the intentional radiator is operating, the radio frequency power that is produced by the intentional radiator shall be at least 20dB below that in the 100 kHz bandwidth within the band that contains the highest level of the desired power, based on either an RF conducted or a radiated measurement. Attenuation below the general limits specified in § 15.209(a) is not required. In addition, radiated emissions which fall in the restricted bands, as defined in § 15.205(a), must also comply with the radiated emission limits specified in § 15.209(a) (see § 15.205(c))

FCC Rule: 15.247(d), 15.35

For out of band emissions that are close to or that exceed the 20 dB attenuation requirement described in the specification, radiated measurements were performed at a 3 m separation distance to determine whether these emissions complied with the general radiated emission requirement.

Limits:

For frequencies above 1GHz (Peak measurements).

Modified Limit for peak according to 15.35 (b) = Max Permitted average Limits + 20dB

For frequencies above 1GHz (Average measurements).

Max. reading – 20dB

Max. reading – 20 dB

Guidance on Measurement of Digit Transmission Systems:

“If the emission is pulsed, modify the unit for continuous operation, use the settings shown above, then correct the reading by subtracting the peak-average correction factor, derived from the appropriate duty cycle calculation.”

The correction factor, based on the total channel dwell time in a 100 ms period, may be mathematically applied to a measurement made with an average detector, to further reduce the value.

Duty Cycle correction = $20 \log (\text{dwell time}/100\text{ms})$

Note: No duty cycle correction was added to the reading of EUT.



Worldwide Testing Services(Taiwan) Co., Ltd.

Registration number: W6M21802-17843-C-1
 FCC ID: 2AAFMRDA0017

SAMPLE CALCULATION OF LIMIT. All results will be updated by an automatic measuring system in accordance with point 2.3.

Calculation of test results:

Such factors like antenna correction, cable loss, external attenuation etc. are already included in the provided measurement results. This is done by using validated test software and calibrated test system according the accreditation requirements.

The peak and average spurious emission plots was measured with the average limits.

In the Table being listed the critical peak and average value and exhibit the compliance with the above calculated Limits.

If in the column's correction factor states a value then the max. Field strength in the same row is corrected by a value gained from the "Correction Factor".

Summary table with radiated data of the test plots

Model: RDA0017 Date: --
 Mode: -- Temperature: -- °C Engineer: --
 Polarization: -- Humidity: -- %

Frequency (MHz)	Reading (dBuV)	Detector	Factor (dB)	Result (dBuV/m)	Limit (dBuV/m)	Margin (dB)	Table Degree (Deg.)	Ant. High (cm)
--	--	--	--	--	--	--	--	--
--	--	--	--	--	--	--	--	--


Frequency (MHz)	Reading (dBuV)		Factor (dB) Corr.	Result (dBuV/m)		Limit (dBuV/m)		Margin (dB)	Table Degree (Deg.)	Ant. High (cm)
	Peak	Ave.		Peak	Ave.	Peak	Ave.			
--	--	--	--	--	--	--	--	--	--	--
--	--	--	--	--	--	--	--	--	--	--
--	--	--	--	--	--	--	--	--	--	--
--	--	--	--	--	--	--	--	--	--	--

Note

1. Correction Factor = Antenna factor + Cable loss - Preamplifier
2. The formula of measured value as: Test Result = Reading + Correction Factor
3. Detector function in the form : PK = Peak, QP = Quasi Peak, AV = Average
4. All not in the table noted test results are more than 20 dB below the relevant limits.
5. Measurement uncertainty for 3m measurement: 30-1000 MHz = ± 3.57 dB, 1-18 GHz = ± 2.60 dB, 18-40 GHz = ± 2.58 dB ; Reported uncertainties represent expanded uncertainties expressed at approximately the 95% confidence level using a coverage factor of k = 2.
6. Please see attached diagrams in Appendix.

TEST RESULT (Transmitter): The unit DOES meet the FCC requirements.

Test equipment used: ETSTW-RE 004, ETSTW-RE 030, ETSTW-RE 062, ETSTW-RE 142, ETSTW-RE 147

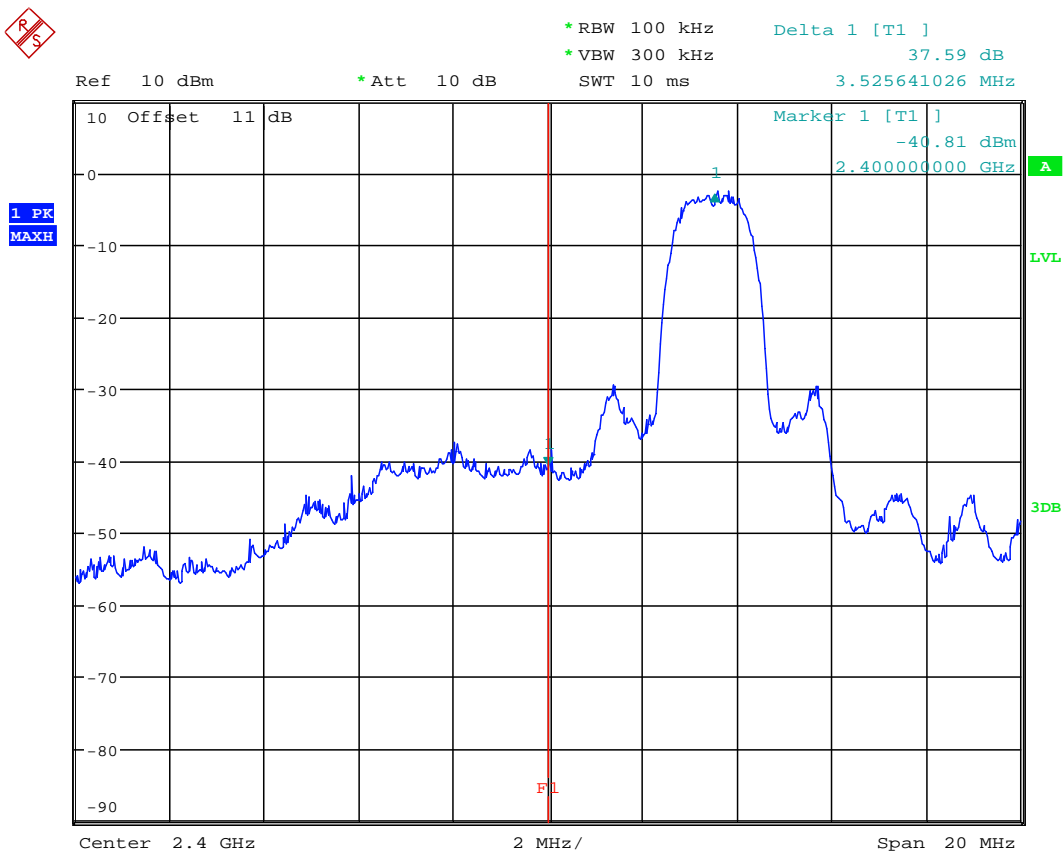


Registration number: W6M21802-17843-C-1
FCC ID: 2AAFMRDA0017

3.5 Radiated Emission on the band edge

According to FCC rules part 15 subpart C §15.247(d) in any 100 kHz bandwidth outside the frequency band in which the intentional radiator is operating, the radio frequency power that is produced by the intentional radiator shall be at least 20dB below that in the 100 kHz bandwidth within the band that contains the highest level of the desired power, based on either an RF conducted or a radiated measurement. Attenuation below the general limits specified in § 15.209(a) is not required.

In addition radiated emission which fall in the restricted bands, as defined in section 15.205(a), must also with the radiated emission limits.



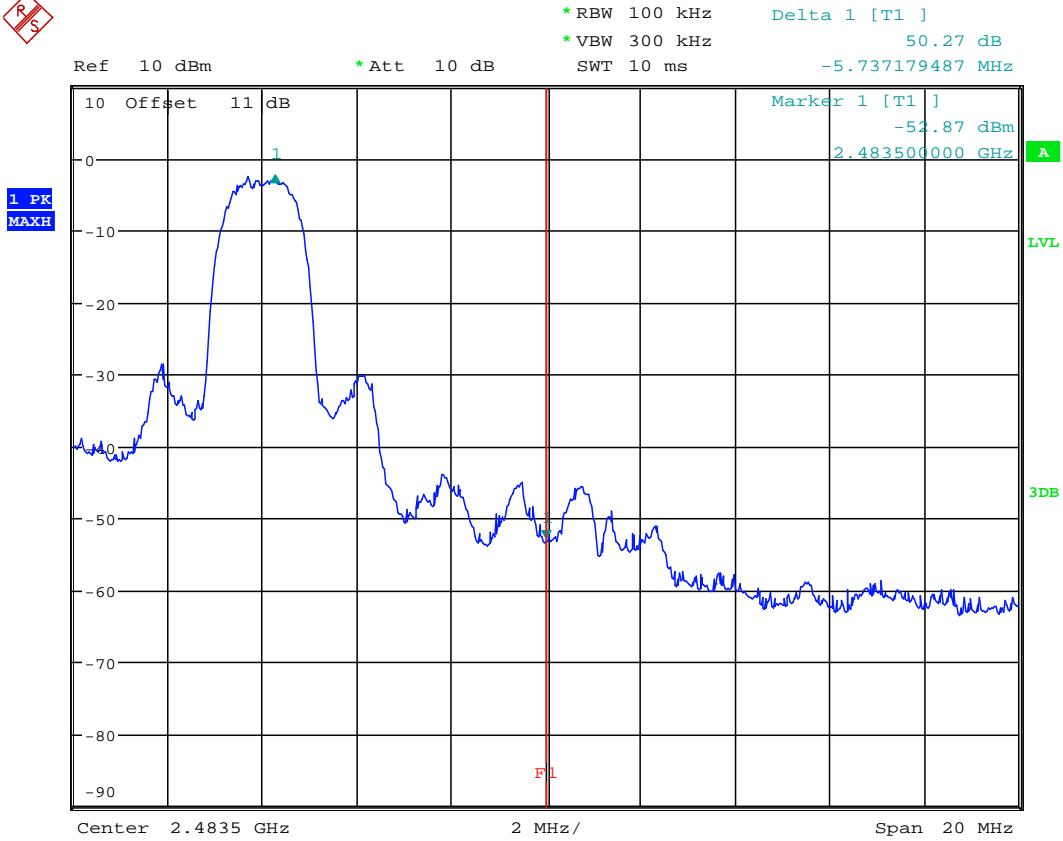
BANDEDGE 2403.35MHZ

Date: 7.FEB.2018 21:01:08



Worldwide Testing Services(Taiwan) Co., Ltd.

Registration number: W6M21802-17843-C-1
 FCC ID: 2AAFMRDA0017



BANDEDGE 2477.35MHZ

Date: 7.FEB.2018 21:00:31

Limit:

Frequency Range / MHz	Limit
902 - 928	
2400 - 2483.5	- 20 dB
5725 - 5850	

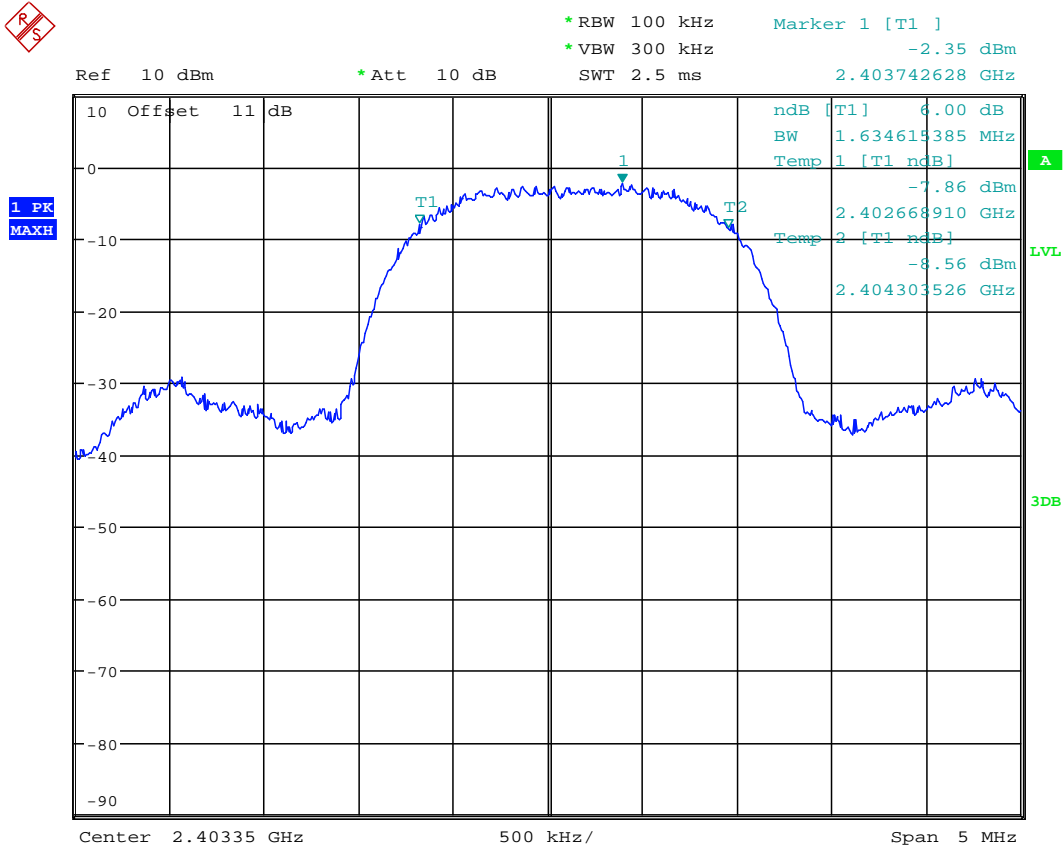
Test equipment used: ETSTW-RE 055, ETSTW-RE 050, ETSTW-RE 064



Registration number: W6M21802-17843-C-1
FCC ID: 2AAFMRDA0017

3.6 Minimum 6 dB Bandwidth

The analyzer ResBW was set to 100 kHz. For each RF output channel investigated, the spectrum analyzer center frequency was set to the channel carrier. A PEAK reading was taken, two markers were set 6 dB below the maximum level on the right and the left side of the emission. The 6 dB bandwidth is the frequency difference between the two markers.



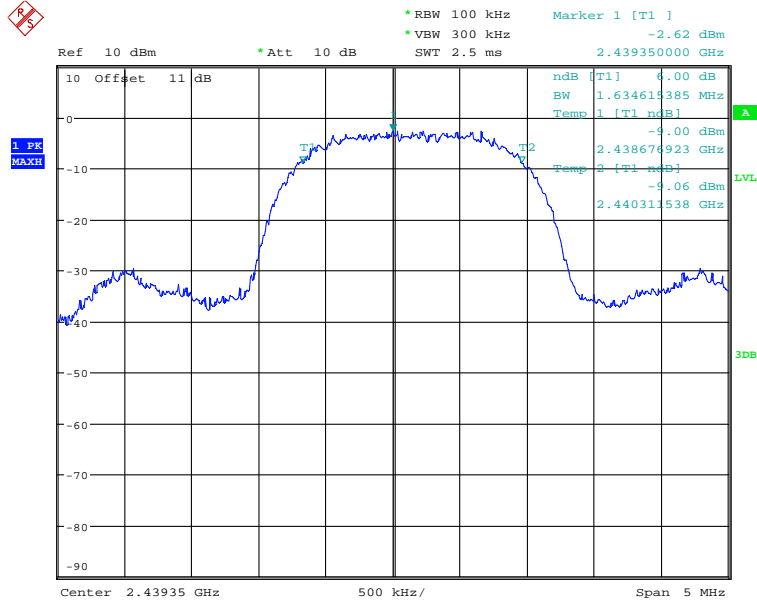
6DB BANDWIDTH 2403.35MHZ

Date: 7.FEB.2018 20:58:26

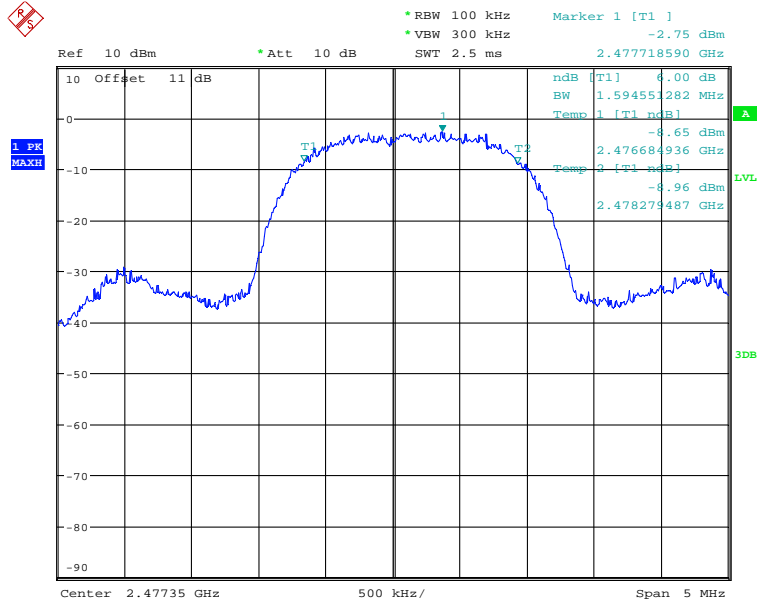


Worldwide Testing Services(Taiwan) Co., Ltd.

Registration number: W6M21802-17843-C-1
 FCC ID: 2AAFMRDA0017



6DB BANDWIDTH 2439.35MHZ
 Date: 7.FEB.2018 20:59:04



6DB BANDWIDTH 2477.35MHZ
 Date: 7.FEB.2018 20:59:46



Worldwide Testing Services(Taiwan) Co., Ltd.

Registration number: W6M21802-17843-C-1
FCC ID: 2AAFMRDA0017

Limits:

Frequency Range MHz	Limits
902-928	min 500 kHz
2400-2483.5	min 500 kHz
5725-5850	min 500 kHz

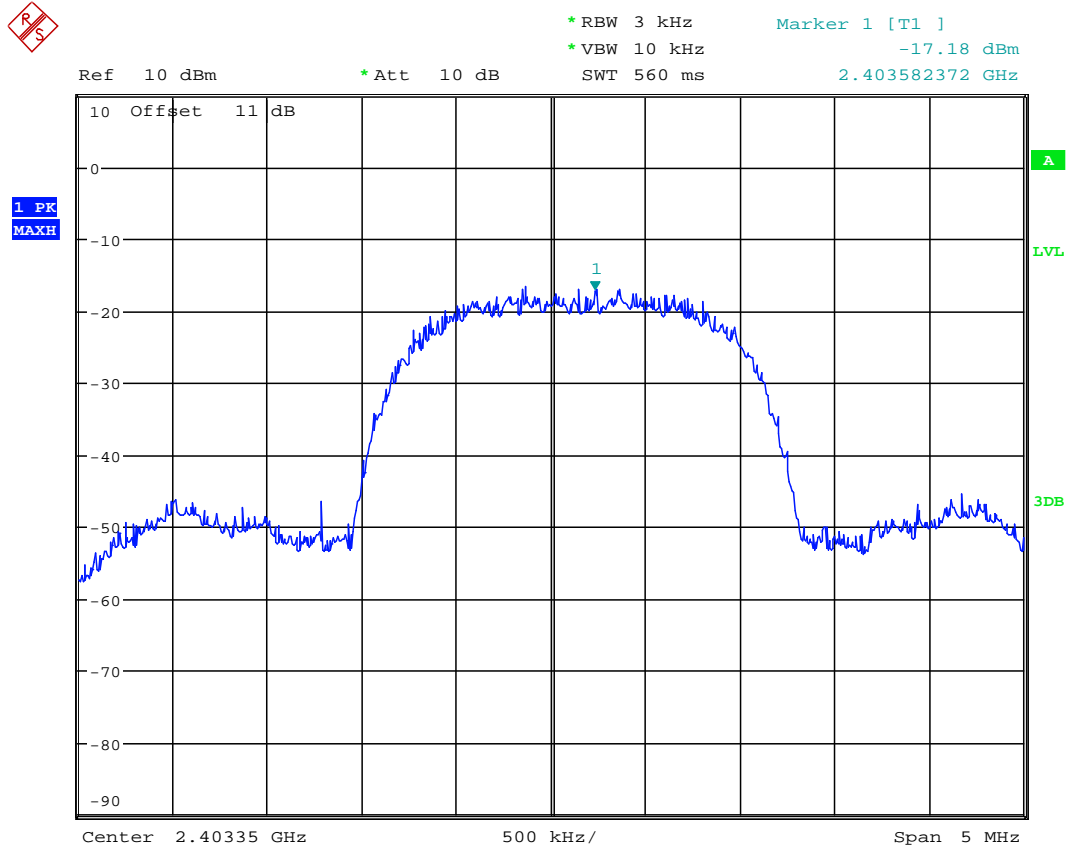
Test equipment used: ETSTW-RE 055, ETSTW-RE 050




Registration number: W6M21802-17843-C-1
FCC ID: 2AAFMRDA0017

3.7 Peak Power Spectral Density

Peak Power Spectral density is a measured at low, middle and high channel.
The peak output power is measured with a measurement bandwidth of 10 MHz and displayed on diagram together with Peak Power Spectral Density result which was measured with a bandwidth of 3 kHz, appreciate frequency span and sweep time.

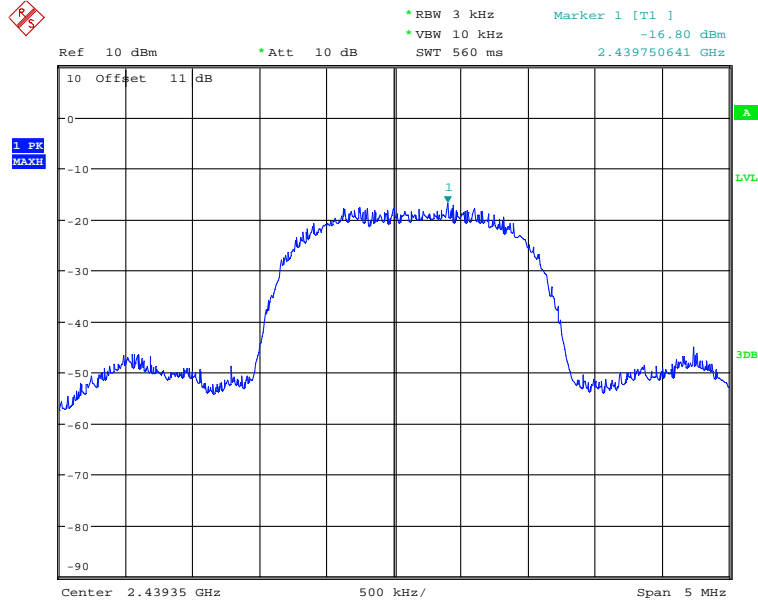


POWER DENSITY 2403.35MHZ
Date: 7.FEB.2018 21:01:46

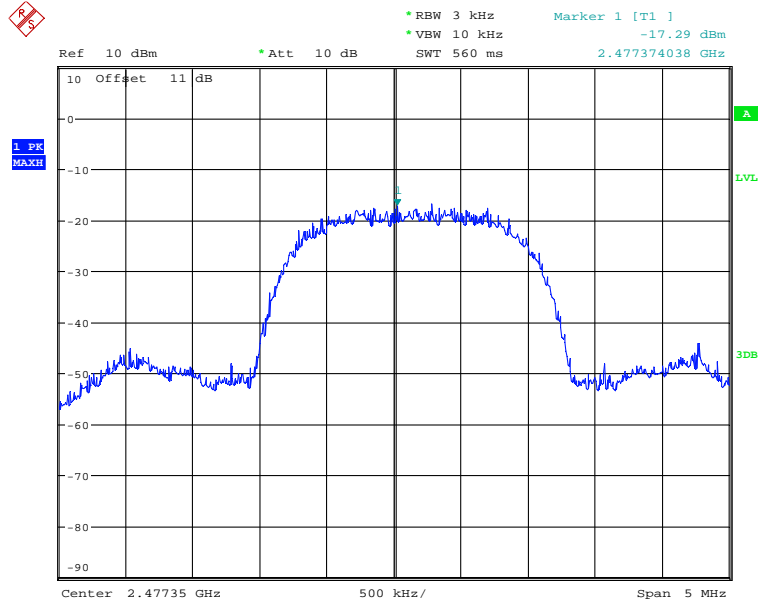


Worldwide Testing Services(Taiwan) Co., Ltd.


Registration number: W6M21802-17843-C-1
FCC ID: 2AAFMRDA0017



POWER DENSITY 2439.35MHZ
Date: 7.FEB.2018 21:02:21



POWER DENSITY 2477.35MHZ
Date: 7.FEB.2018 21:02:57



Worldwide Testing Services(Taiwan) Co., Ltd.

Registration number: W6M21802-17843-C-1
FCC ID: 2AAFMRDA0017

Limits:

Frequency Range MHz	dBm
902-928	8
2400-2483.5	8
5725-5850	8

Test equipment used: ETSTW-RE 055, ETSTW-RE 050



Registration number: W6M21802-17843-C-1
FCC ID: 2AAFMRDA0017

3.8 Radiated Emission from Digital Part

FCC Rule: 15.109

Except for Class A digital devices, the field strength of radiated emissions from unintentional radiators at a distance of 3 meters shall not exceed the following values:

Frequency of Emission (MHz)	Field Strength (microvolts/meter)	Field Strength (dBmicrovolts/meter)
30 – 88	100	40.0
88 – 216	150	43.5
216 – 960	200	46.0
Above 960	500	54.0

Test equipment used: ETSTW-RE 004, ETSTW-RE 030, ETSTW-RE 062, ETSTW-RE 142,
ETSTW-RE 147

Explanation: Please refer to separated test report no.: W6M21802-17843-P-15B.

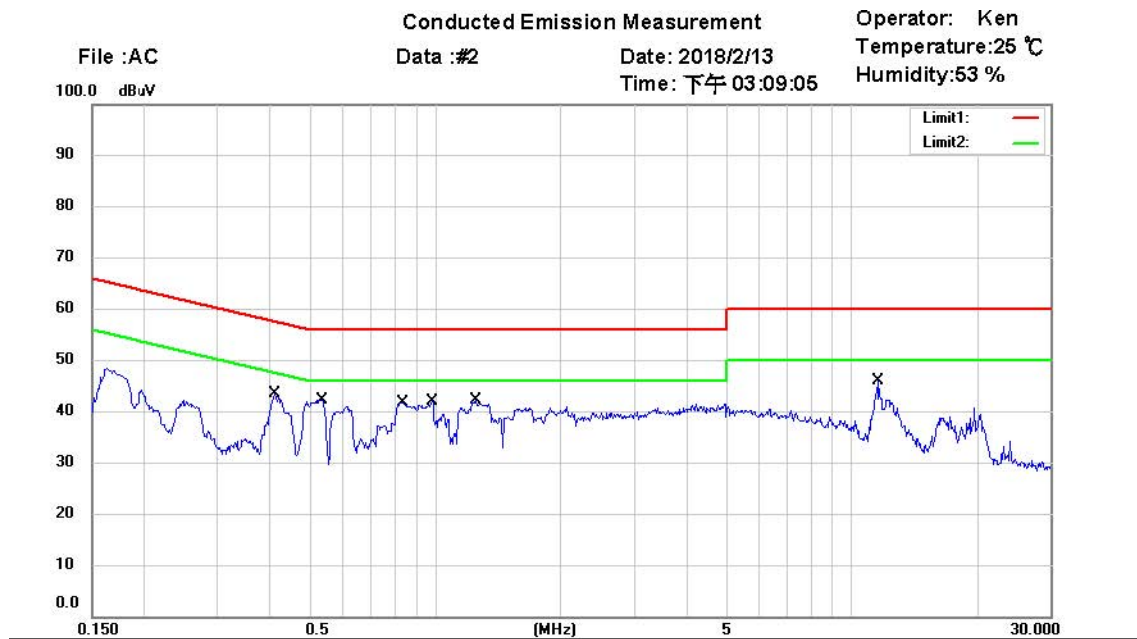


Registration number: W6M21802-17843-C-1
 FCC ID: 2AAFMRDA0017

3.9 Power Line Conducted Emission


For an intentional radiator which is designed to be connected to the public utility (AC) power line, the radio frequency voltage that is conducted back onto the AC line on any frequency or frequencies within the band 150 kHz to 30 MHz shall not exceed the limits in the table bellows with this provision shall be based on the measurement of the radio frequency voltage between each power line and ground at the power terminals.

This measurement was transact first with instrumentation using an average and peak detector and a 10 kHz bandwidth. If the peak detector achieves a calculated level, the measurement is repeated by an instrumentation using a quasi-peak detector.



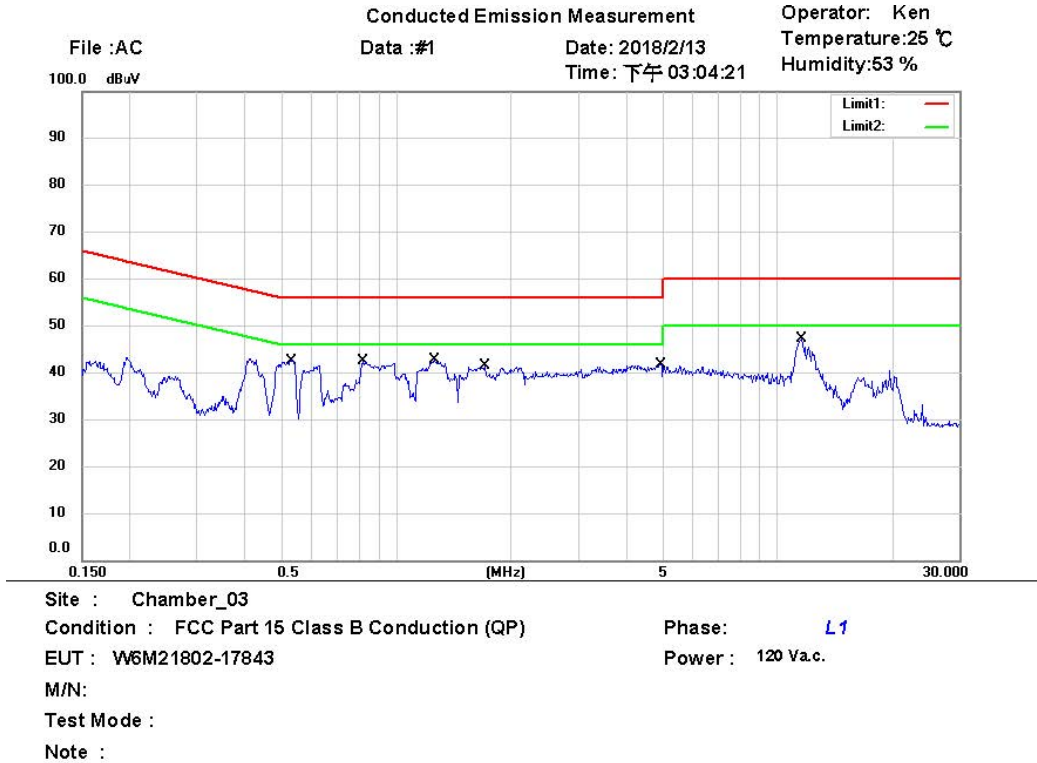
Site : Chamber_03
 Condition : FCC Part 15 Class B Conduction (QP) Phase: N
 EUT : W6M21802-17843 Power : 120 V.a.c.
 M/N:
 Test Mode :
 Note :

Mk.	Frequency (MHz)	Reading (dBuV)	Detector	Corrected factor(dB)	Result (dBuV)	Limit (dBuV)	Margin (dB)	Comment
	0.4121	28.53	QP	9.74	38.27	57.61	-19.34	
	0.4121	21.40	AVG	9.74	31.14	47.61	-16.47	
*	0.5373	30.42	QP	9.74	40.16	56.00	-15.84	
	0.5373	17.93	AVG	9.74	27.67	46.00	-18.33	
	0.8307	27.78	QP	9.75	37.53	56.00	-18.47	
	0.8307	15.00	AVG	9.75	24.75	46.00	-21.25	
	0.9833	29.00	QP	9.76	38.76	56.00	-17.24	
	0.9833	16.60	AVG	9.76	26.36	46.00	-19.64	
	1.2517	27.80	QP	9.77	37.57	56.00	-18.43	
	1.2517	16.69	AVG	9.77	26.46	46.00	-19.54	
	11.6010	28.91	QP	10.12	39.03	60.00	-20.97	
	11.6010	22.76	AVG	10.12	32.88	50.00	-17.12	



Worldwide Testing Services(Taiwan) Co., Ltd.

Registration number: W6M21802-17843-C-1
 FCC ID: 2AAFMRDA0017




Mk.	Frequency (MHz)	Reading (dBuV)	Detector	Corrected factor(dB)	Result (dBuV)	Limit (dBuV)	Margin (dB)	Comment
	0.5363	30.36	QP	9.73	40.09	56.00	-15.91	
	0.5363	18.02	AVG	9.73	27.75	46.00	-18.25	
	0.8172	27.90	QP	9.74	37.64	56.00	-18.36	
	0.8172	14.93	AVG	9.74	24.67	46.00	-21.33	
	1.2557	27.62	QP	9.75	37.37	56.00	-18.63	
	1.2557	16.41	AVG	9.75	26.16	46.00	-19.84	
	1.7011	28.07	QP	9.78	37.85	56.00	-18.15	
	1.7011	13.69	AVG	9.78	23.47	46.00	-22.53	
	4.9257	28.06	QP	9.90	37.96	56.00	-18.04	
	4.9257	18.55	AVG	9.90	28.45	46.00	-17.55	
	11.6005	31.85	QP	10.06	41.91	60.00	-18.09	
*	11.6005	25.66	AVG	10.06	35.72	50.00	-14.28	

- Note:**
1. The formula of measured value as: Test Result = Reading + Correction Factor
 2. The Correction Factor = Cable Loss + LISN Insertion Loss + Pulse Limit Loss
 3. Detector function in the form : PK = Peak, QP = Quasi Peak, AV = Average
 4. All not in the table noted test results are more than 20 dB below the relevant limits.
 5. Measurement uncertainty = ±1.54 dB; Reported uncertainties represent expanded uncertainties expressed at approximately the 95% confidence level using a coverage factor of k = 2.
 6. Up Line: QP Limit Line, Down Line: Ave Limit Line.

Limits:

Frequency of Emission (MHz)	Conducted Limit (dBuV)	
	Quasi Peak	Average
0.15-0.5	66 to 56	56 to 46
0.5-5	56	46
5-30	60	50

Test equipment used: ETSTW-CE 001, ETSTW-CE 016, ETSTW-RE 045.



Registration number: W6M21802-17843-C-1
FCC ID: 2AAFMRDA0017

Appendix

Measurement diagrams

Spurious Emissions radiated_TX



Radiated Emission Measurement

Operator: Sky

File :1

Data :#1

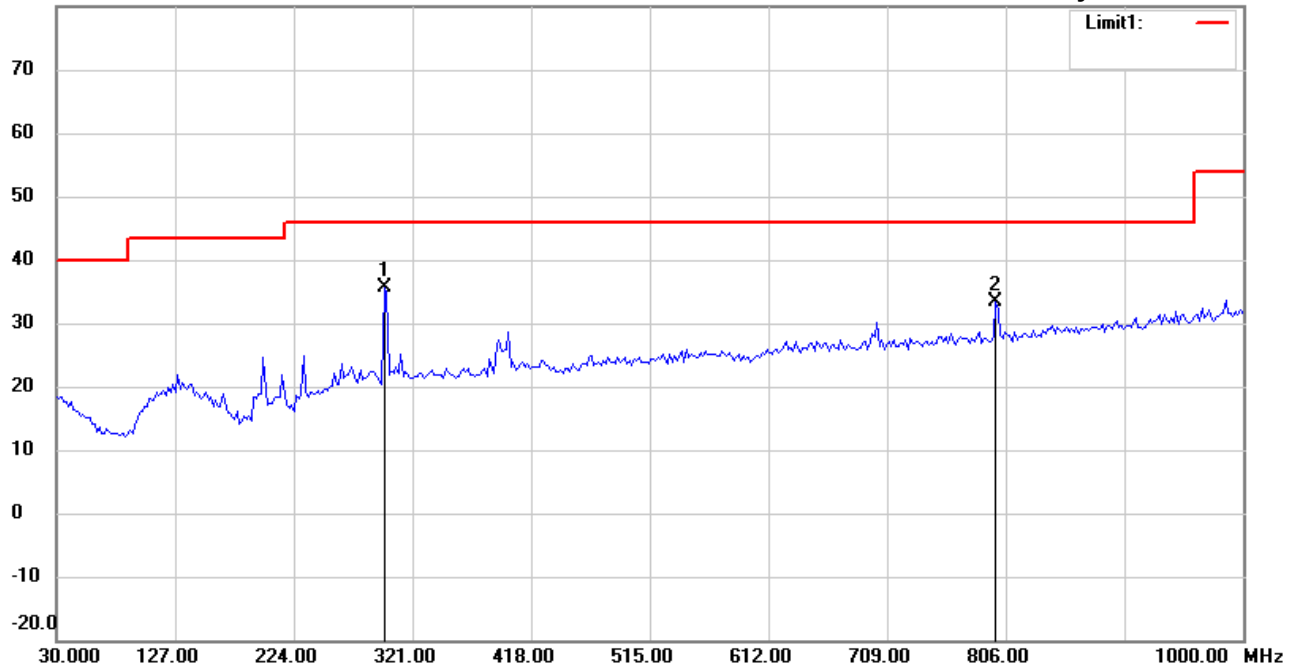
Date: 2/28/2018

Temperature:24.5 °C

80.0 dBuV/m

Time: 11:50:55 AM

Humidity:68.7 %



Site : Chamber

Condition : FCC_part 15 RE-Class C_30-1000MHz

EUT : W6M21802-17843

M/N:

Test Mode : TX 2403.35MHz

Note :

Polarization: *Horizontal*

Power : 5 Vd.c. (USB)

Distance: 3m

Mk.	Frequency (MHz)	Reading (dBuV)	Detector	Corr. factor (dB/m)	Result (dBuV/m)	Limit (dBuV/m)	Ant.Pos (cm)	Tab.Pos (deg.)	Margin (dB)	Comment
*	298.2565	41.70	peak	-5.98	35.72	46.00	100	75	-10.28	
	797.8357	32.15	peak	1.35	33.50	46.00	100	100	-12.50	



Radiated Emission Measurement

Operator: Sky

File :1

Data :#2

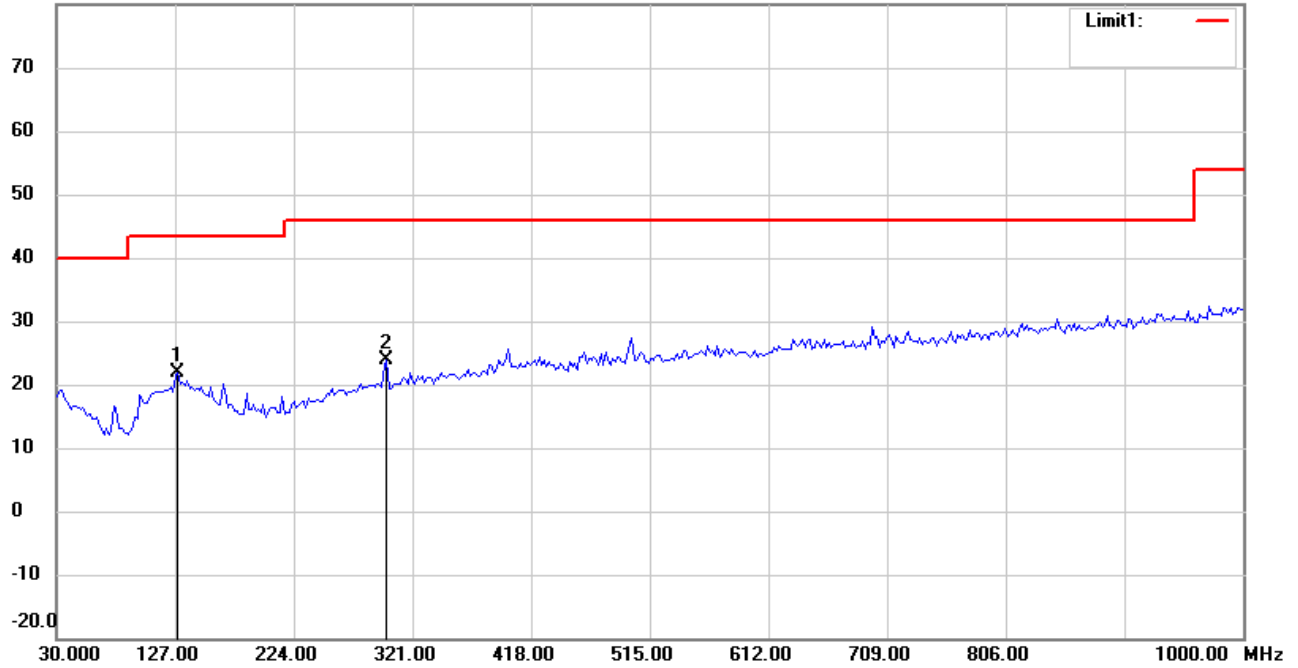
Date: 2/28/2018

Temperature:24.5 °C

80.0 dBuV/m

Time: 11:52:03 AM

Humidity:68.7 %



Site : Chamber

Condition : FCC_part 15 RE-Class C_30-1000MHz

Polarization: **Vertical**

EUT : W6M21802-17843

Power : 5 Vd.c. (USB)

M/N:

Distance: 3m

Test Mode : TX 2403.35MHz

Note :

Mk.	Frequency (MHz)	Reading (dBuV)	Detector	Corr. factor (dB/m)	Result (dBuV/m)	Limit (dBuV/m)	Ant.Pos (cm)	Tab.Pos (deg.)	Margin (dB)	Comment
*	129.1383	28.45	peak	-6.67	21.78	43.50	100	60	-21.72	
	300.2004	29.82	peak	-5.94	23.88	46.00	100	90	-22.12	



Address:6F.,No.58,Ln 188,Ruey Kuang Rd,Neihu,Taipei
 Tel:+886-2-6606-8877
 Fax:+886-2-6606-8875

Radiated Emission Measurement

Operator: Sky

File :3

Data :#1

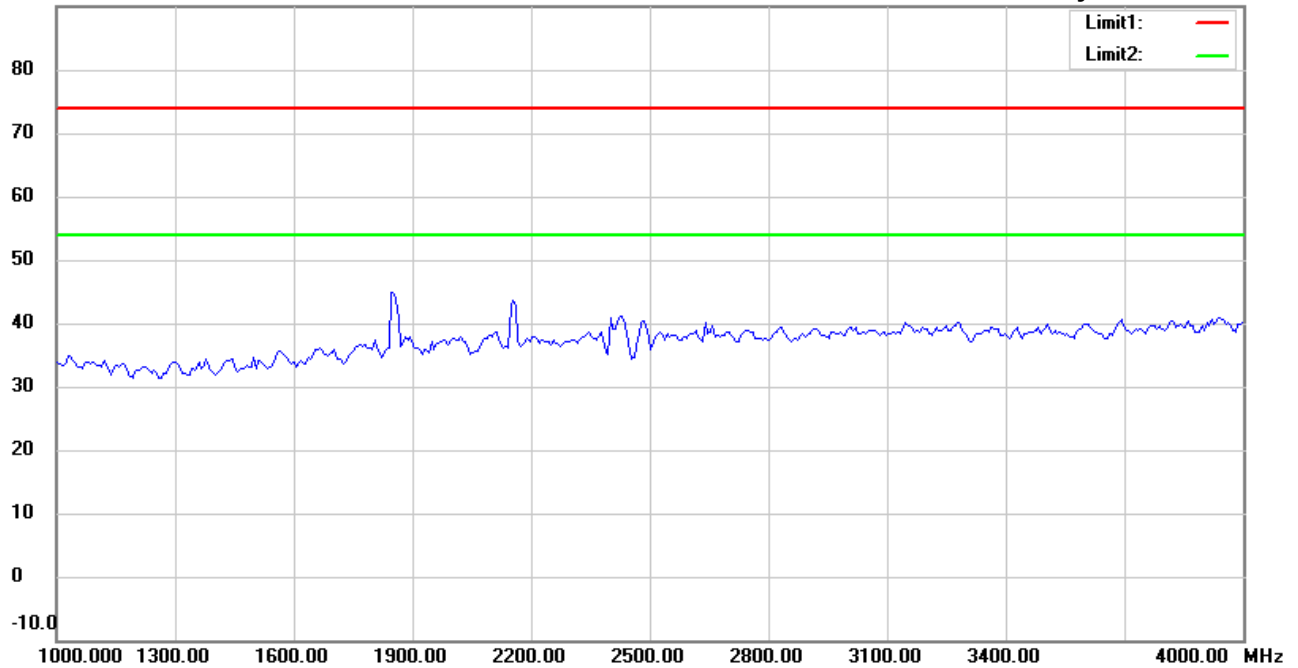
Date: 2/28/2018

Temperature:23.5 °C

90.0 dBuV/m

Time: 8:51:14 AM

Humidity:69.7 %



Site : Chamber

Condition : FCC_part 15 RE-Class C_Above 1GHz_PK

EUT : W6M21802-17843

M/N:

Test Mode : TX 2403.35MHz

Note :

Polarization: *Horizontal*

Power : 5 Vd.c. (USB)

Distance: 3m

Mk.	Frequency (MHz)	Reading (dBuV)	Detector	Corr. factor (dB/m)	Result (dBuV/m)	Limit (dBuV/m)	Ant.Pos (cm)	Tab.Pos (deg.)	Margin (dB)	Comment
-----	-----------------	----------------	----------	---------------------	-----------------	----------------	--------------	----------------	-------------	---------

*:Maximum data x:Over limit !:over margin



Address:6F.,No.58,Ln 188,Ruey Kuang Rd,Neihu,Taipei
 Tel:+886-2-6606-8877
 Fax:+886-2-6606-8875

Radiated Emission Measurement

Operator: Sky

File :3

Data :#6

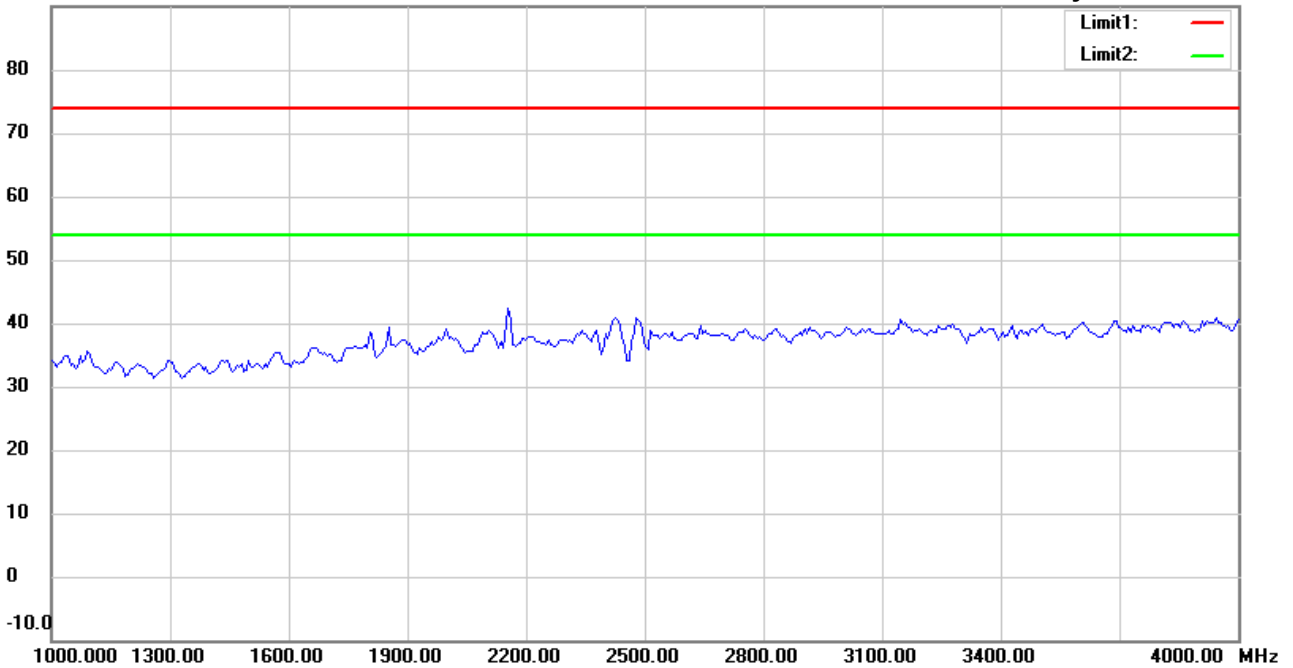
Date: 2/28/2018

Temperature:23.5 °C

90.0 dBuV/m

Time: 8:54:55 AM

Humidity:69.7 %



Site : Chamber

Condition : FCC_part 15 RE-Class C_Above 1GHz_PK

EUT : W6M21802-17843

M/N:

Test Mode : TX 2403.35MHz

Note :

Polarization: *Vertical*

Power : 5 Vd.c. (USB)

Distance: 3m

Mk.	Frequency (MHz)	Reading (dBuV)	Detector	Corr. factor (dB/m)	Result (dBuV/m)	Limit (dBuV/m)	Ant.Pos (cm)	Tab.Pos (deg.)	Margin (dB)	Comment
-----	-----------------	----------------	----------	---------------------	-----------------	----------------	--------------	----------------	-------------	---------

*:Maximum data x:Over limit !:over margin



Radiated Emission Measurement

Operator: Sky

File :3

Data :#2

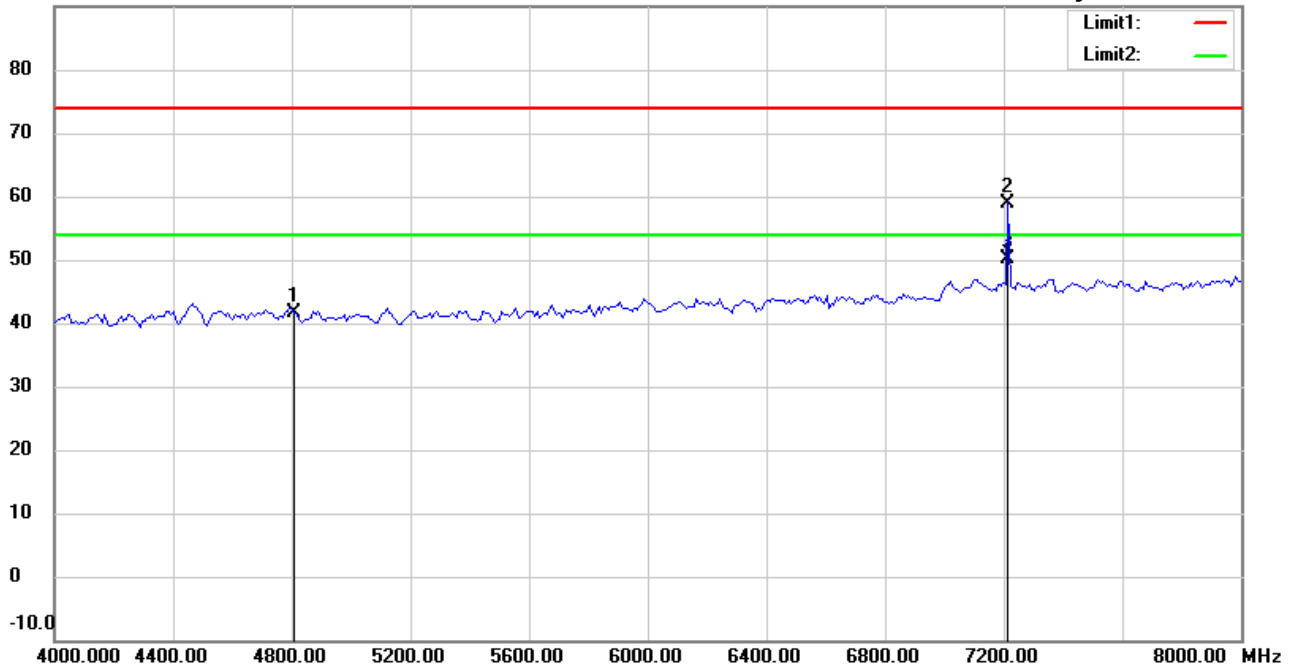
Date: 2/28/2018

Temperature:23.5 °C

90.0 dBuV/m

Time: 8:52:23 AM

Humidity:69.7 %



Site : Chamber

Condition : FCC_part 15 RE-Class C_Above 1GHz_PK

EUT : W6M21802-17843

M/N:

Test Mode : TX 2403.35MHz

Note :

Polarization: *Horizontal*

Power : 5 Vd.c. (USB)

Distance: 3m

Mk.	Frequency (MHz)	Reading (dBuV)	Detector	Corr. factor (dB/m)	Result (dBuV/m)	Limit (dBuV/m)	Ant.Pos (cm)	Tab.Pos (deg.)	Margin (dB)	Comment
	4806.700	41.55	peak	0.09	41.64	74.00	150	95	-32.36	
	7209.910	53.90	peak	5.06	58.96	74.00	190	220	-15.04	
*	7209.910	45.10	AVG	5.06	50.16	54.00	190	220	-3.84	



Radiated Emission Measurement

Operator: Sky

File :3

Data :#7

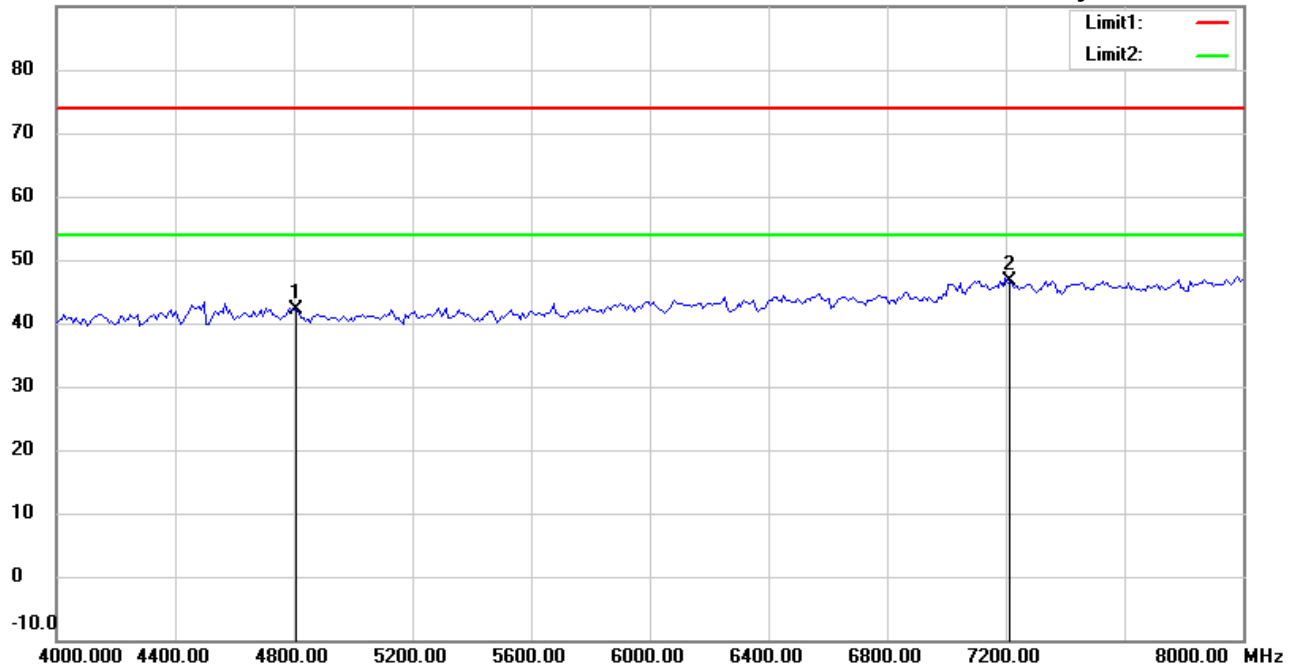
Date: 2/28/2018

Temperature:23.5 °C

90.0 dBuV/m

Time: 8:56:05 AM

Humidity:69.7 %



Site : Chamber

Condition : FCC_part 15 RE-Class C_Above 1GHz_PK

Polarization: **Vertical**

EUT : W6M21802-17843

Power : 5 Vd.c. (USB)

M/N:

Distance: 3m

Test Mode : TX 2403.35MHz

Note :

Mk.	Frequency (MHz)	Reading (dBuV)	Detector	Corr. factor (dB/m)	Result (dBuV/m)	Limit (dBuV/m)	Ant.Pos (cm)	Tab.Pos (deg.)	Margin (dB)	Comment
	4806.700	42.05	peak	0.09	42.14	74.00	150	110	-31.86	
*	7209.910	41.58	peak	5.06	46.64	74.00	150	295	-27.36	



Address:6F.,No.58,Ln 188,Ruey Kuang Rd,Neihu,Taipei
 Tel:+886-2-6606-8877
 Fax:+886-2-6606-8875

Radiated Emission Measurement

Operator: Sky

File :3

Data :#3

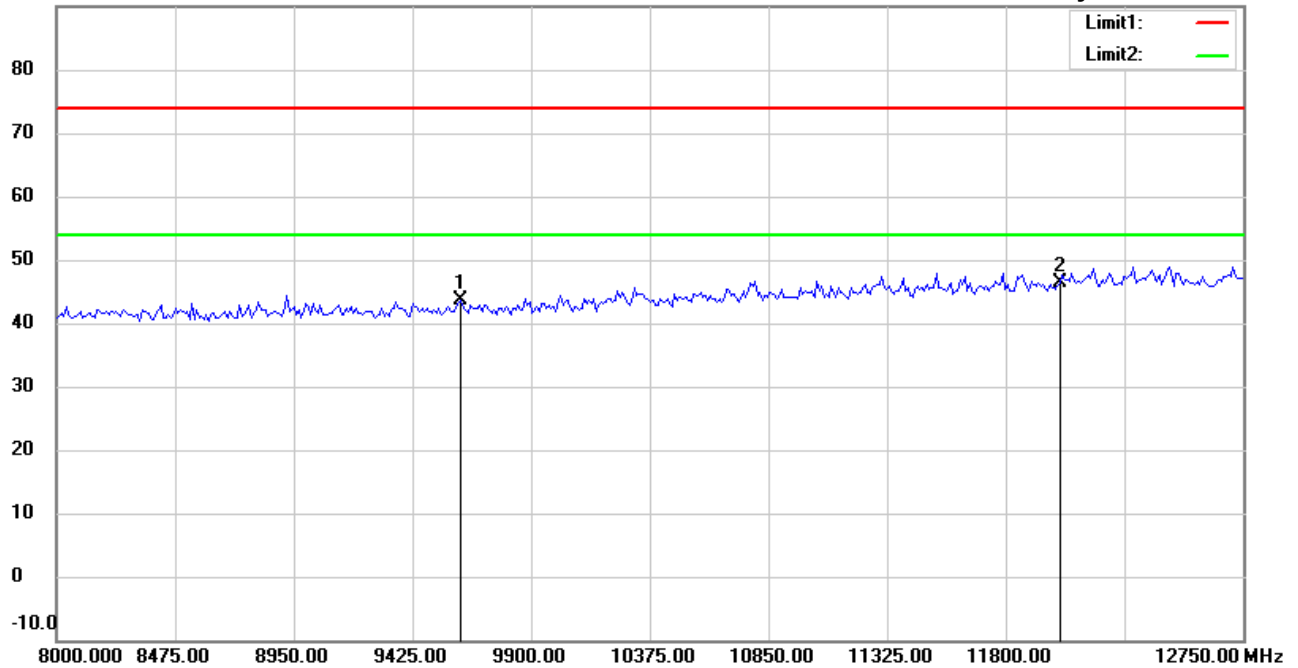
Date: 2/28/2018

Temperature:23.5 °C

90.0 dBuV/m

Time: 8:52:37 AM

Humidity:69.7 %



Site : Chamber

Condition : FCC_part 15 RE-Class C_Above 1GHz_PK

Polarization: *Horizontal*

EUT : W6M21802-17843

Power : 5 Vd.c. (USB)

M/N:

Distance: 3m

Test Mode : TX 2403.35MHz

Note :

Mk.	Frequency (MHz)	Reading (dBuV)	Detector	Corr. factor (dB/m)	Result (dBuV/m)	Limit (dBuV/m)	Ant.Pos (cm)	Tab.Pos (deg.)	Margin (dB)	Comment
	9613.400	35.58	peak	7.96	43.54	74.00	150	95	-30.46	
*	12016.750	33.34	peak	12.96	46.30	74.00	150	60	-27.70	

*:Maximum data x:Over limit !:over margin



Address:6F.,No.58,Ln 188,Ruey Kuang Rd,Neihu,Taipei
 Tel:+886-2-6606-8877
 Fax:+886-2-6606-8875

Radiated Emission Measurement

Operator: Sky

File :3

Data :#8

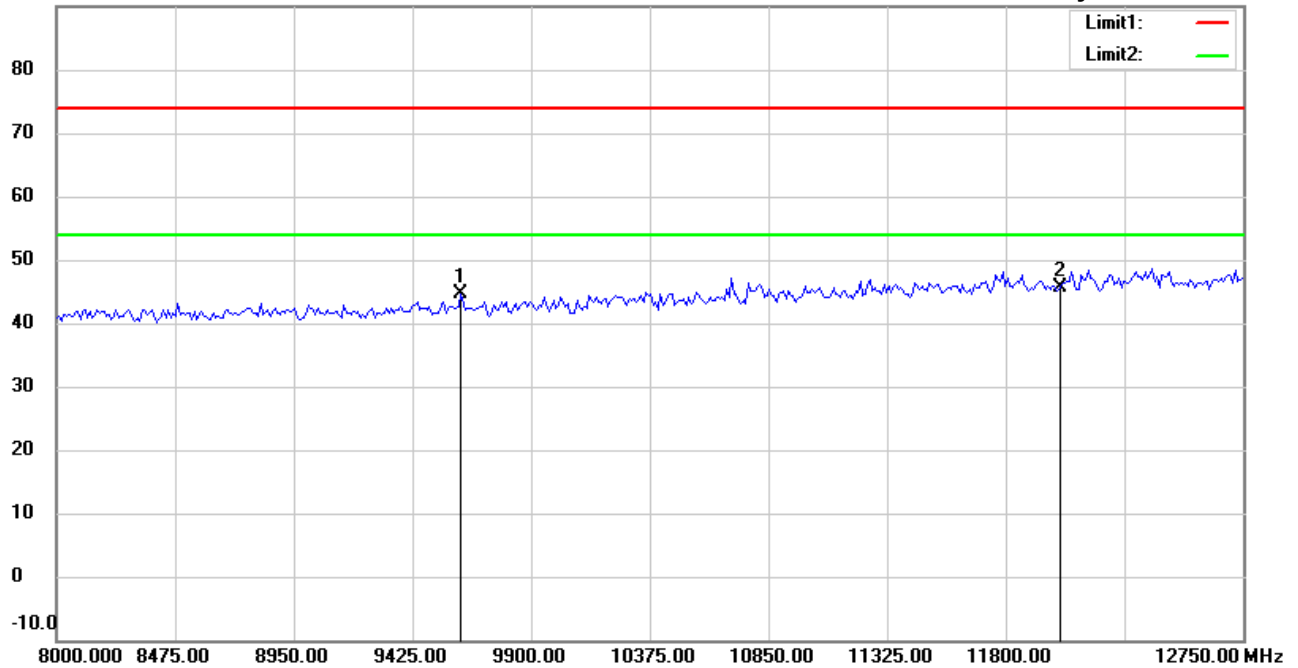
Date: 2/28/2018

Temperature:23.5 °C

90.0 dBuV/m

Time: 8:56:18 AM

Humidity:69.7 %



Site : Chamber

Condition : FCC_part 15 RE-Class C_Above 1GHz_PK

Polarization: *Vertical*

EUT : W6M21802-17843

Power : 5 Vd.c. (USB)

M/N:

Distance: 3m

Test Mode : TX 2403.35MHz

Note :

Mk.	Frequency (MHz)	Reading (dBuV)	Detector	Corr. factor (dB/m)	Result (dBuV/m)	Limit (dBuV/m)	Ant.Pos (cm)	Tab.Pos (deg.)	Margin (dB)	Comment
	9613.400	36.61	peak	7.96	44.57	74.00	150	35	-29.43	
*	12016.750	32.72	peak	12.96	45.68	74.00	150	10	-28.32	

*:Maximum data x:Over limit !:over margin



Address:6F.,No.58,Ln 188,Ruey Kuang Rd,Neihu,Taipei
 Tel:+886-2-6606-8877
 Fax:+886-2-6606-8875

Radiated Emission Measurement

Operator: Sky

File :3

Data :#4

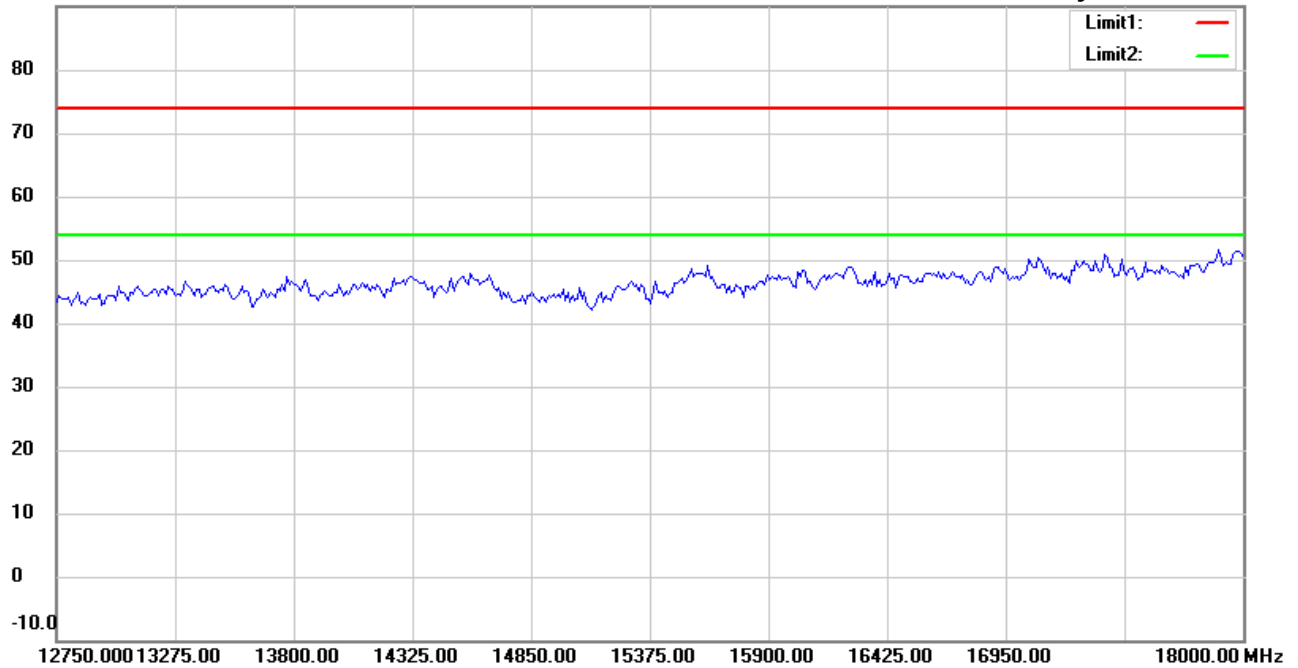
Date: 2/28/2018

Temperature:23.5 °C

90.0 dBuV/m

Time: 8:53:35 AM

Humidity:69.7 %



Site : Chamber

Condition : FCC_part 15 RE-Class C_Above 1GHz_PK

Polarization: *Horizontal*

EUT : W6M21802-17843

Power : 5 Vd.c. (USB)

M/N:

Distance: 3m

Test Mode : TX 2403.35MHz

Note :

Mk.	Frequency (MHz)	Reading (dBuV)	Detector	Corr. factor (dB/m)	Result (dBuV/m)	Limit (dBuV/m)	Ant.Pos (cm)	Tab.Pos (deg.)	Margin (dB)	Comment
-----	-----------------	----------------	----------	---------------------	-----------------	----------------	--------------	----------------	-------------	---------

*:Maximum data x:Over limit !:over margin



Address:6F.,No.58,Ln 188,Ruey Kuang Rd,Neihu,Taipei
 Tel:+886-2-6606-8877
 Fax:+886-2-6606-8875

Radiated Emission Measurement

Operator: Sky

File :3

Data :#9

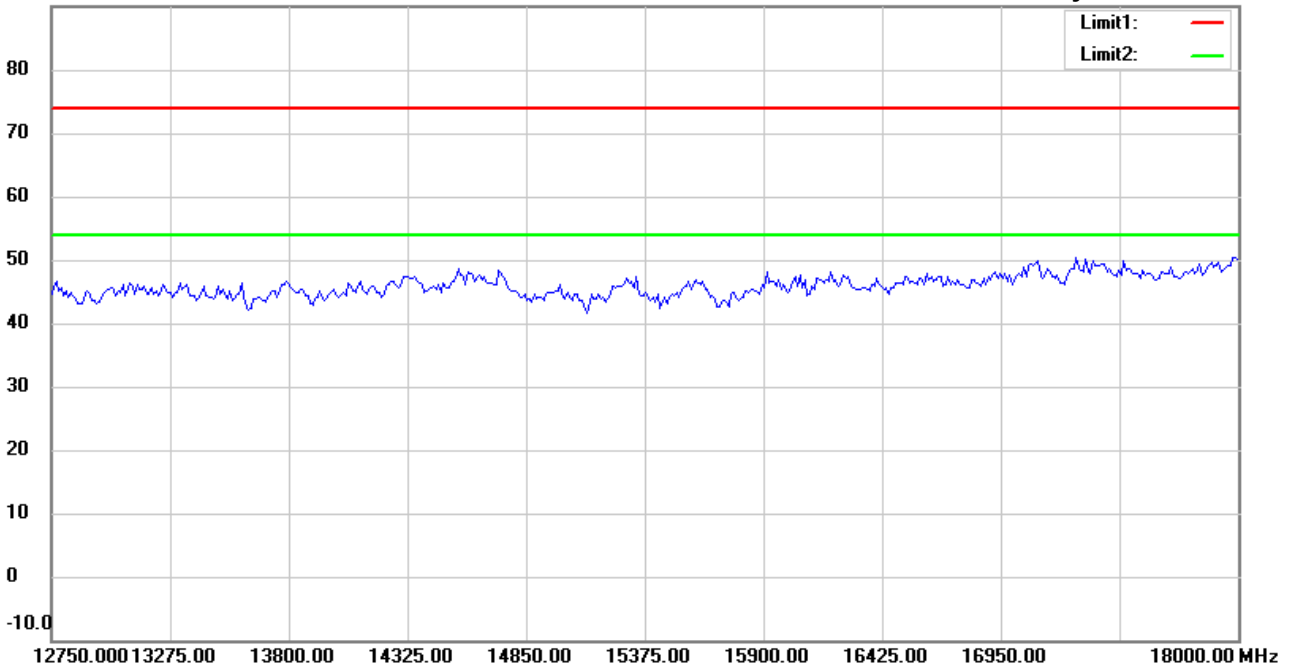
Date: 2/28/2018

Temperature:23.5 °C

90.0 dBuV/m

Time: 8:57:20 AM

Humidity:69.7 %



Site : Chamber

Condition : FCC_part 15 RE-Class C_Above 1GHz_PK

Polarization: *Vertical*

EUT : W6M21802-17843

Power : 5 Vd.c. (USB)

M/N:

Distance: 3m

Test Mode : TX 2403.35MHz

Note :

Mk.	Frequency (MHz)	Reading (dBuV)	Detector	Corr. factor (dB/m)	Result (dBuV/m)	Limit (dBuV/m)	Ant.Pos (cm)	Tab.Pos (deg.)	Margin (dB)	Comment
-----	-----------------	----------------	----------	---------------------	-----------------	----------------	--------------	----------------	-------------	---------

*:Maximum data x:Over limit !:over margin



Address:6F.,No.58,Ln 188,Ruey Kuang Rd,Neihu,Taipei
 Tel:+886-2-6606-8877
 Fax:+886-2-6606-8875

Radiated Emission Measurement

Operator: Sky

File :3

Data :#5

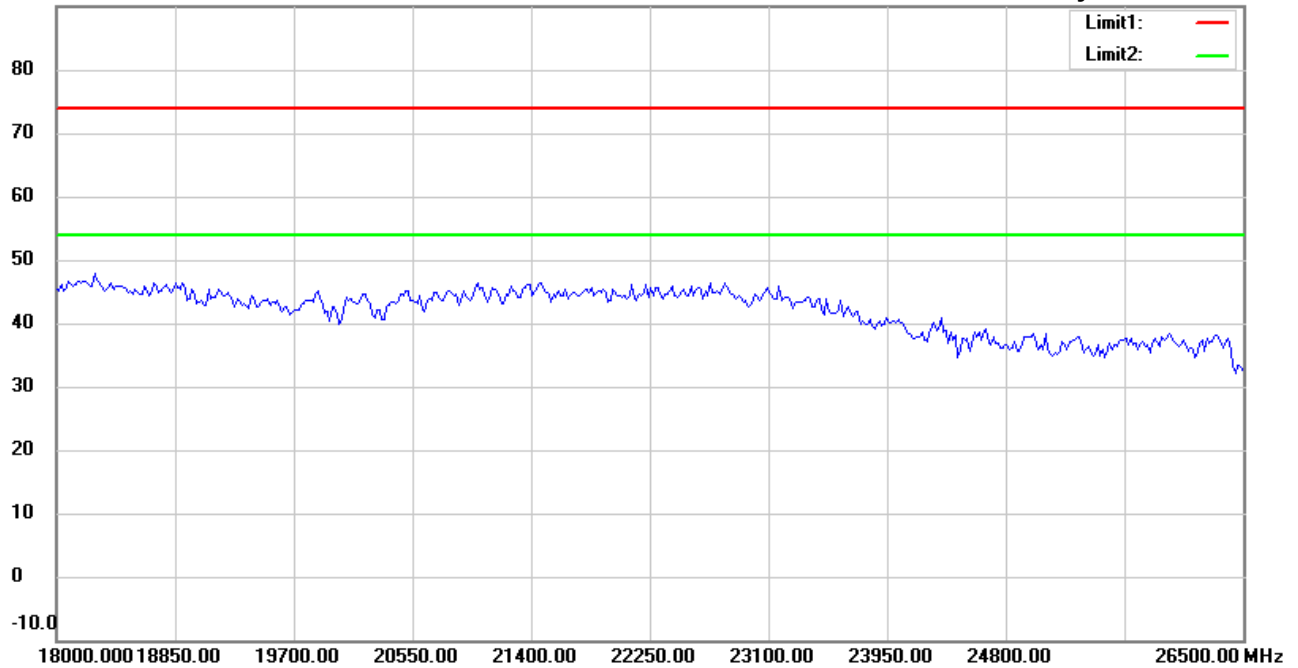
Date: 2/28/2018

Temperature:23.5 °C

90.0 dBuV/m

Time: 8:53:46 AM

Humidity:69.7 %



Site : Chamber

Condition : FCC_part 15 RE-Class C_Above 1GHz_PK

EUT : W6M21802-17843

M/N:

Test Mode : TX 2403.35MHz

Note :

Polarization: *Horizontal*

Power : 5 Vd.c. (USB)

Distance: 3m

Mk.	Frequency (MHz)	Reading (dBuV)	Detector	Corr. factor (dB/m)	Result (dBuV/m)	Limit (dBuV/m)	Ant.Pos (cm)	Tab.Pos (deg.)	Margin (dB)	Comment
-----	-----------------	----------------	----------	---------------------	-----------------	----------------	--------------	----------------	-------------	---------

*:Maximum data x:Over limit !:over margin



Address:6F.,No.58,Ln 188,Ruey Kuang Rd,Neihu,Taipei
 Tel:+886-2-6606-8877
 Fax:+886-2-6606-8875

Radiated Emission Measurement

Operator: Sky

File :3

Data :#10

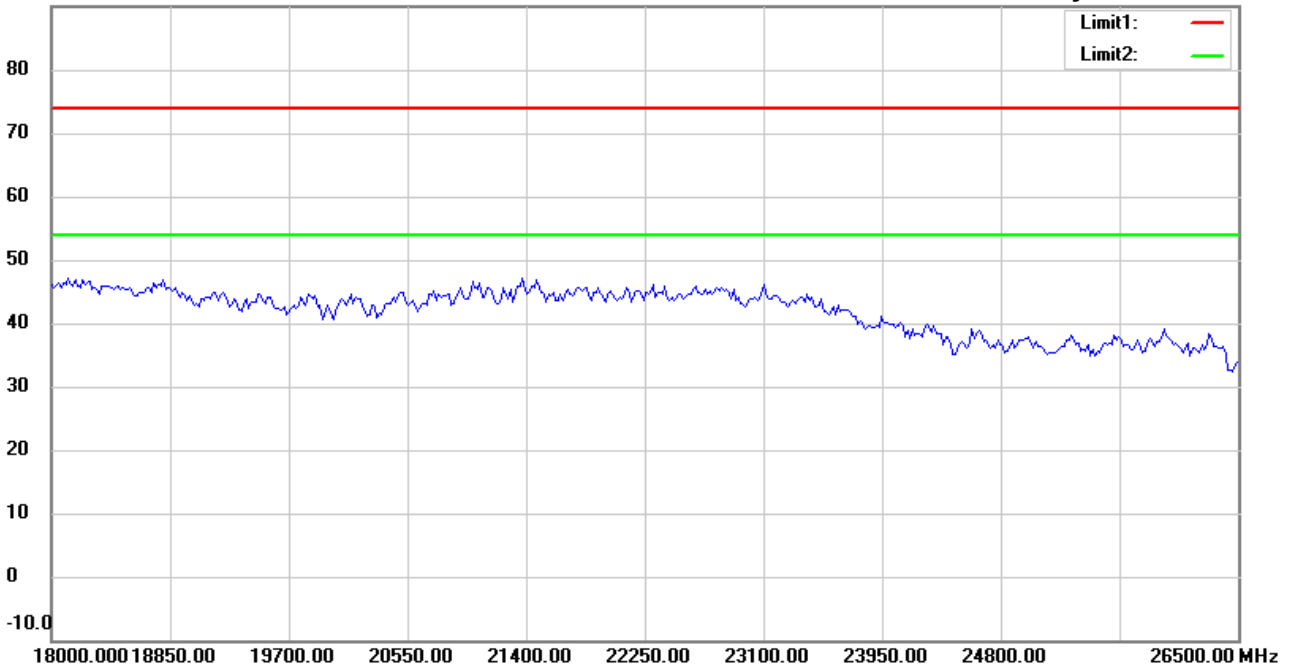
Date: 2/28/2018

Temperature:23.5 °C

90.0 dBuV/m

Time: 8:57:31 AM

Humidity:69.7 %



Site : Chamber

Condition : FCC_part 15 RE-Class C_Above 1GHz_PK

EUT : W6M21802-17843

M/N:

Test Mode : TX 2403.35MHz

Note :

Polarization: *Vertical*

Power : 5 Vd.c. (USB)

Distance: 3m

Mk.	Frequency (MHz)	Reading (dBuV)	Detector	Corr. factor (dB/m)	Result (dBuV/m)	Limit (dBuV/m)	Ant.Pos (cm)	Tab.Pos (deg.)	Margin (dB)	Comment
-----	-----------------	----------------	----------	---------------------	-----------------	----------------	--------------	----------------	-------------	---------

*:Maximum data x:Over limit !:over margin



Radiated Emission Measurement

Operator: Sky

File :1

Data :#1

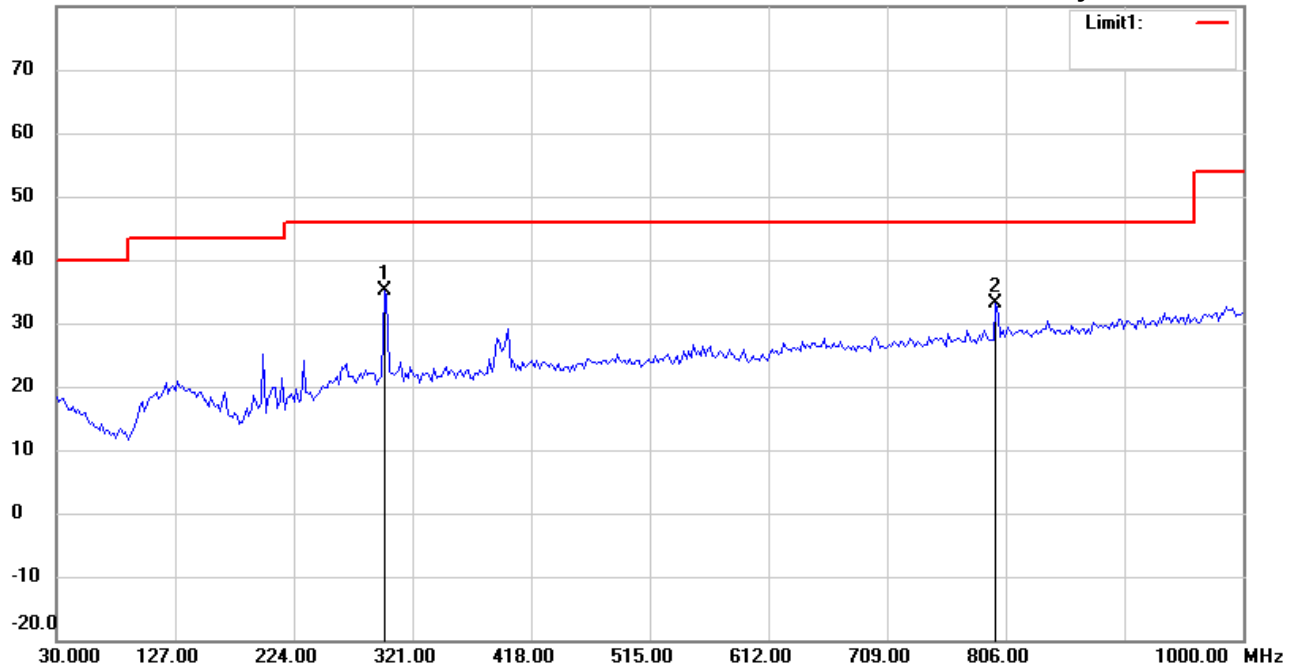
Date: 2/28/2018

Temperature:24.5 °C

80.0 dBuV/m

Time: 11:54:32 AM

Humidity:68.7 %



Site : Chamber

Condition : FCC_part 15 RE-Class C_30-1000MHz

EUT : W6M21802-17843

M/N:

Test Mode : TX 2439.35MHz

Note :

Polarization: *Horizontal*

Power : 5 Vd.c. (USB)

Distance: 3m

Mk.	Frequency (MHz)	Reading (dBuV)	Detector	Corr. factor (dB/m)	Result (dBuV/m)	Limit (dBuV/m)	Ant.Pos (cm)	Tab.Pos (deg.)	Margin (dB)	Comment
*	298.2565	41.07	peak	-5.98	35.09	46.00	100	95	-10.91	
	797.8357	31.67	peak	1.35	33.02	46.00	100	160	-12.98	



Radiated Emission Measurement

Operator: Sky

File :1

Data :#2

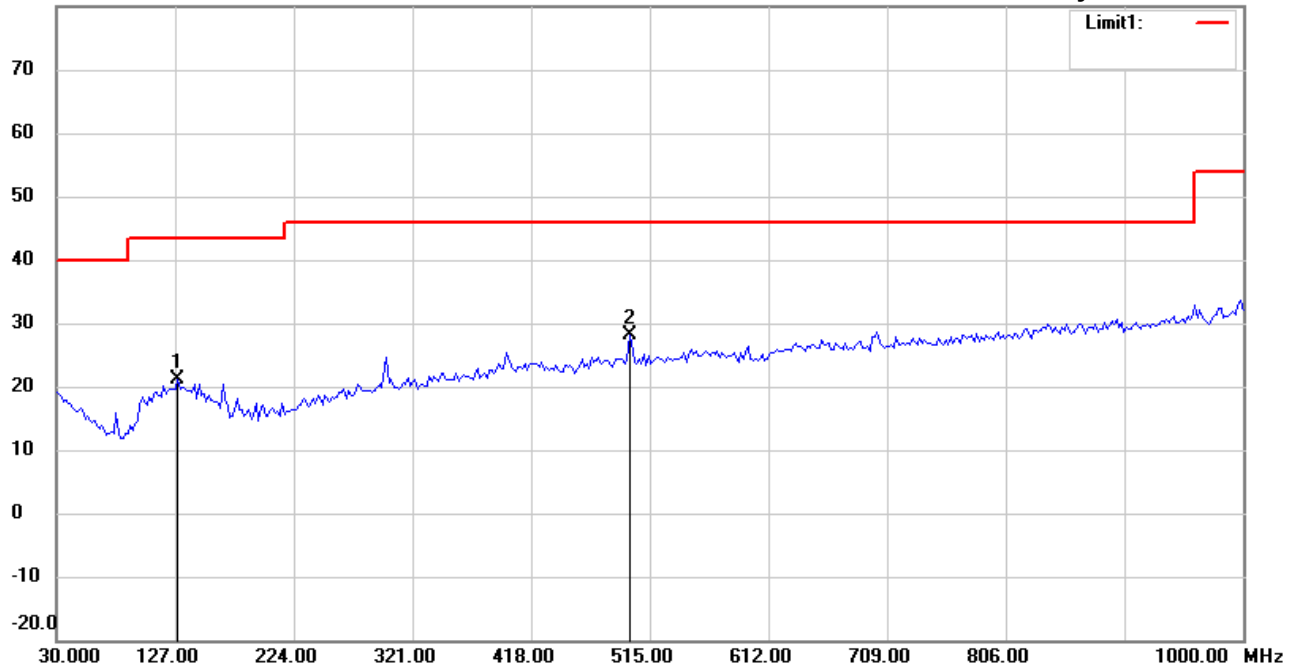
Date: 2/28/2018

Temperature:24.5 °C

80.0 dBuV/m

Time: 11:55:40 AM

Humidity:68.7 %



Site : Chamber

Condition : FCC_part 15 RE-Class C_30-1000MHz

EUT : W6M21802-17843

M/N:

Test Mode : TX 2439.35MHz

Note :

Polarization: *Vertical*

Power : 5 Vd.c. (USB)

Distance: 3m

Mk.	Frequency (MHz)	Reading (dBuV)	Detector	Corr. factor (dB/m)	Result (dBuV/m)	Limit (dBuV/m)	Ant.Pos (cm)	Tab.Pos (deg.)	Margin (dB)	Comment
	129.1383	27.75	peak	-6.67	21.08	43.50	100	105	-22.42	
*	498.4770	30.89	peak	-2.79	28.10	46.00	100	70	-17.90	



Address:6F.,No.58,Ln 188,Ruey Kuang Rd,Neihu,Taipei
 Tel:+886-2-6606-8877
 Fax:+886-2-6606-8875

Radiated Emission Measurement

Operator: Sky

File :3

Data :#1

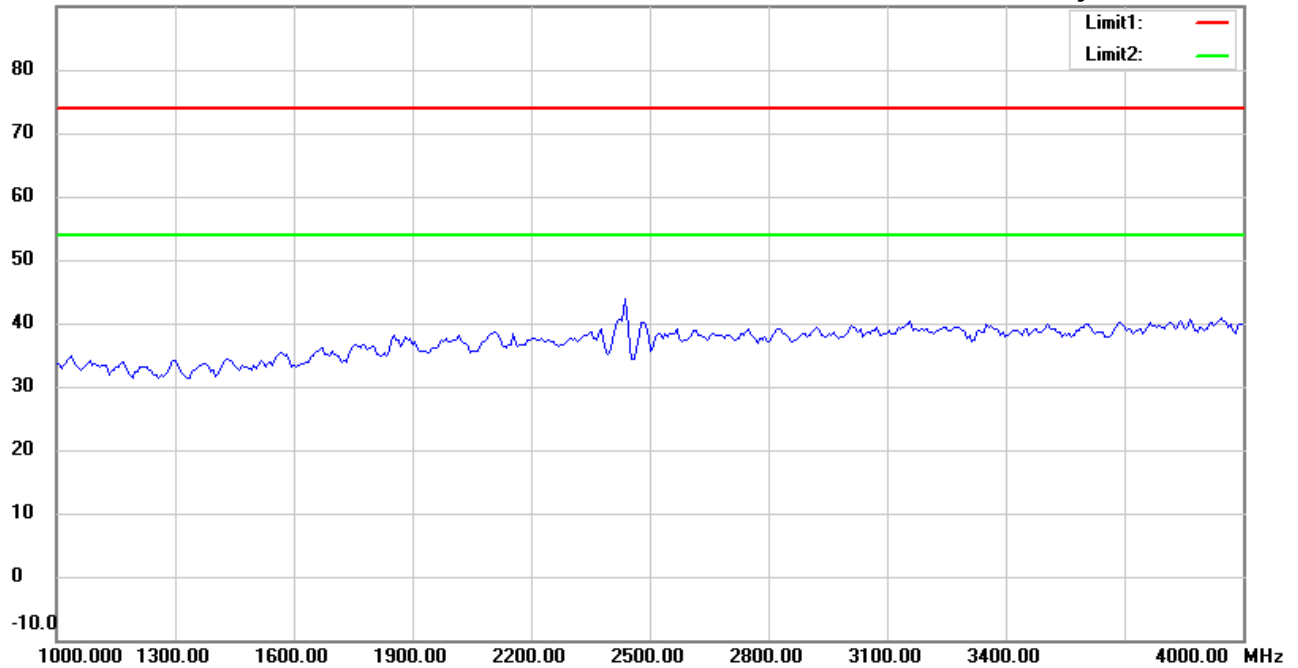
Date: 2/28/2018

Temperature:23.5 °C

90.0 dBuV/m

Time: 9:23:27 AM

Humidity:69.7 %



Site : Chamber

Condition : FCC_part 15 RE-Class C_Above 1GHz_PK

EUT : W6M21802-17843

M/N:

Test Mode : TX 2439.35MHz

Note :

Polarization: *Horizontal*

Power : 5 Vd.c. (USB)

Distance: 3m

Mk.	Frequency (MHz)	Reading (dBuV)	Detector	Corr. factor (dB/m)	Result (dBuV/m)	Limit (dBuV/m)	Ant.Pos (cm)	Tab.Pos (deg.)	Margin (dB)	Comment
-----	-----------------	----------------	----------	---------------------	-----------------	----------------	--------------	----------------	-------------	---------

*:Maximum data x:Over limit !:over margin



Address:6F.,No.58,Ln 188,Ruey Kuang Rd,Neihu,Taipei
 Tel:+886-2-6606-8877
 Fax:+886-2-6606-8875

Radiated Emission Measurement

Operator: Sky

File :3

Data :#6

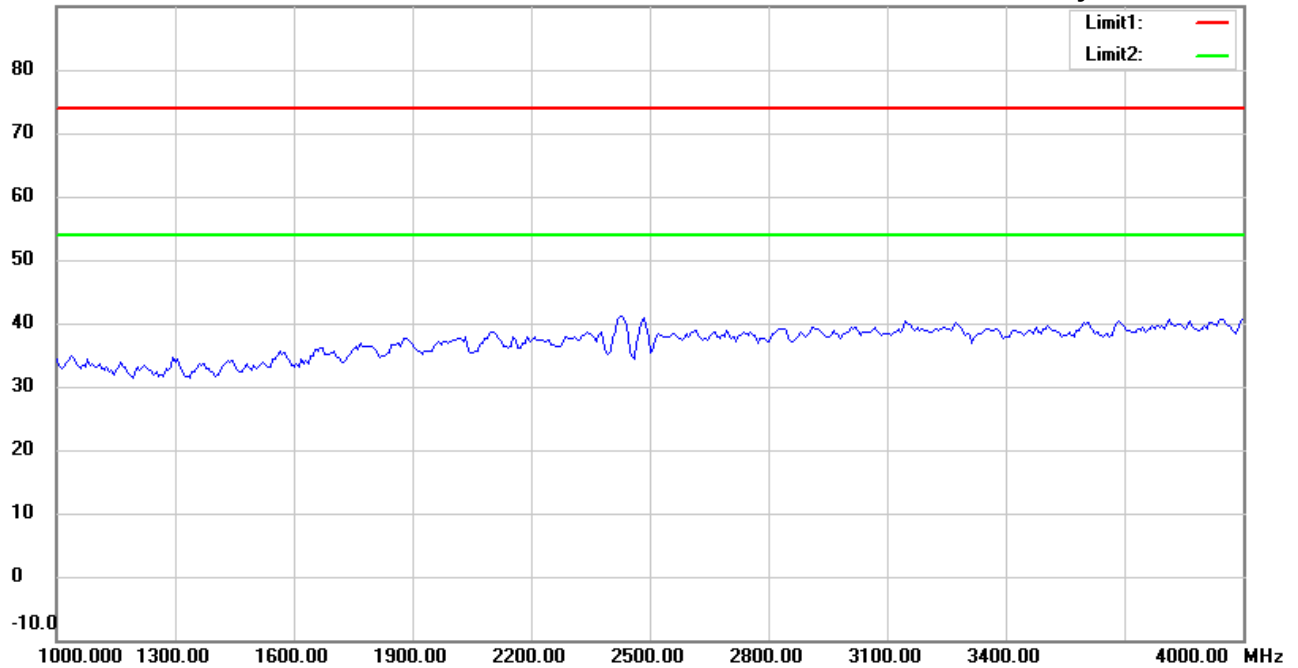
Date: 2/28/2018

Temperature:23.5 °C

90.0 dBuV/m

Time: 9:27:08 AM

Humidity:69.7 %



Site : Chamber

Condition : FCC_part 15 RE-Class C_Above 1GHz_PK

EUT : W6M21802-17843

M/N:

Test Mode : TX 2439.35MHz

Note :

Polarization: *Vertical*

Power : 5 Vd.c. (USB)

Distance: 3m

Mk.	Frequency (MHz)	Reading (dBuV)	Detector	Corr. factor (dB/m)	Result (dBuV/m)	Limit (dBuV/m)	Ant.Pos (cm)	Tab.Pos (deg.)	Margin (dB)	Comment
-----	-----------------	----------------	----------	---------------------	-----------------	----------------	--------------	----------------	-------------	---------

*:Maximum data x:Over limit !:over margin



Radiated Emission Measurement

Operator: Sky

File :3

Data :#2

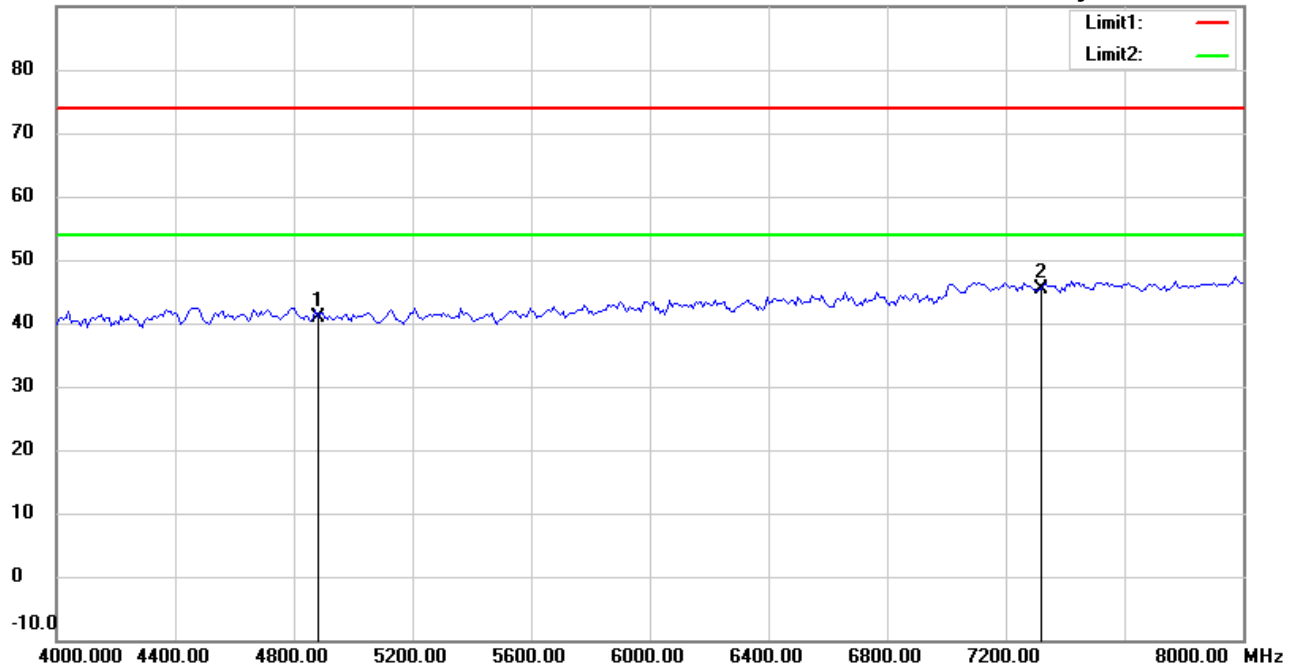
Date: 2/28/2018

Temperature:23.5 °C

90.0 dBuV/m

Time: 9:24:36 AM

Humidity:69.7 %



Site : Chamber

Condition : FCC_part 15 RE-Class C_Above 1GHz_PK

EUT : W6M21802-17843

M/N:

Test Mode : TX 2439.35MHz

Note :

Polarization: *Horizontal*

Power : 5 Vd.c. (USB)

Distance: 3m

Mk.	Frequency (MHz)	Reading (dBuV)	Detector	Corr. factor (dB/m)	Result (dBuV/m)	Limit (dBuV/m)	Ant.Pos (cm)	Tab.Pos (deg.)	Margin (dB)	Comment
	4878.700	40.75	peak	0.17	40.92	74.00	150	60	-33.08	
*	7318.050	40.37	peak	5.10	45.47	74.00	150	95	-28.53	



Address:6F.,No.58,Ln 188,Ruey Kuang Rd,Neihu,Taipei
 Tel:+886-2-6606-8877
 Fax:+886-2-6606-8875

Radiated Emission Measurement

Operator: Sky

File :3

Data :#7

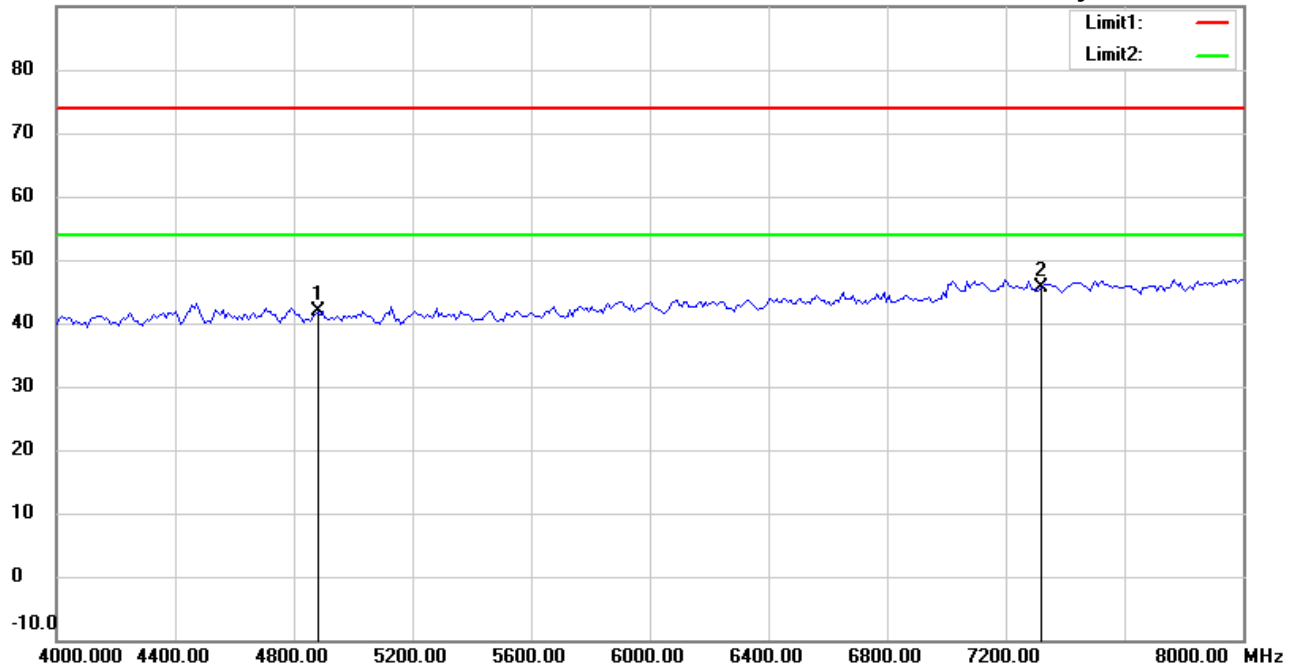
Date: 2/28/2018

Temperature:23.5 °C

90.0 dBuV/m

Time: 9:28:17 AM

Humidity:69.7 %



Site : Chamber

Condition : FCC_part 15 RE-Class C_Above 1GHz_PK

EUT : W6M21802-17843

M/N:

Test Mode : TX 2439.35MHz

Note :

Polarization: **Vertical**

Power : 5 Vd.c. (USB)

Distance: 3m

Mk.	Frequency (MHz)	Reading (dBuV)	Detector	Corr. factor (dB/m)	Result (dBuV/m)	Limit (dBuV/m)	Ant.Pos (cm)	Tab.Pos (deg.)	Margin (dB)	Comment
	4878.700	41.71	peak	0.17	41.88	74.00	150	215	-32.12	
*	7318.050	40.46	peak	5.10	45.56	74.00	150	175	-28.44	

*:Maximum data x:Over limit !:over margin



Address:6F.,No.58,Ln 188,Ruey Kuang Rd,Neihu,Taipei
 Tel:+886-2-6606-8877
 Fax:+886-2-6606-8875

Radiated Emission Measurement

Operator: Sky

File :3

Data :#3

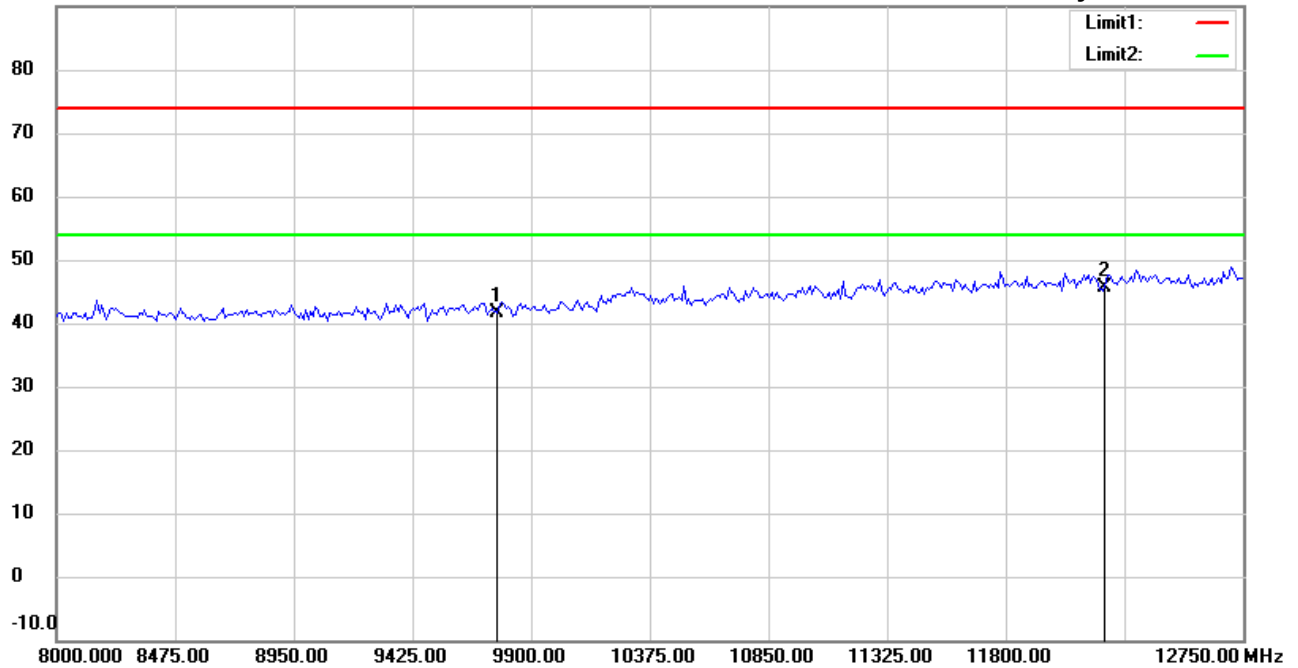
Date: 2/28/2018

Temperature:23.5 °C

90.0 dBuV/m

Time: 9:24:50 AM

Humidity:69.7 %



Site : Chamber

Condition : FCC_part 15 RE-Class C_Above 1GHz_PK

Polarization: *Horizontal*

EUT : W6M21802-17843

Power : 5 Vd.c. (USB)

M/N:

Distance: 3m

Test Mode : TX 2439.35MHz

Note :

Mk.	Frequency (MHz)	Reading (dBuV)	Detector	Corr. factor (dB/m)	Result (dBuV/m)	Limit (dBuV/m)	Ant.Pos (cm)	Tab.Pos (deg.)	Margin (dB)	Comment
	9757.400	33.44	peak	8.20	41.64	74.00	150	75	-32.36	
*	12196.750	31.60	peak	14.08	45.68	74.00	150	120	-28.32	

*:Maximum data x:Over limit !:over margin



Address:6F.,No.58,Ln 188,Ruey Kuang Rd,Neihu,Taipei
 Tel:+886-2-6606-8877
 Fax:+886-2-6606-8875

Radiated Emission Measurement

Operator: Sky

File :3

Data :#8

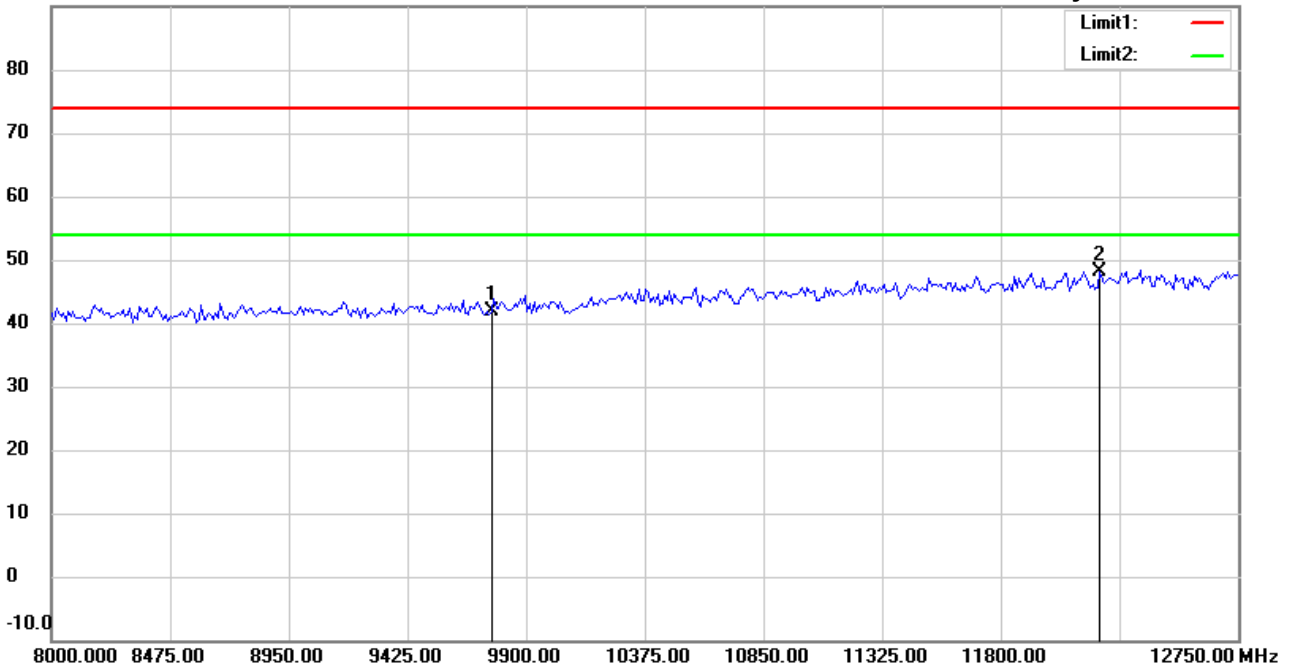
Date: 2/28/2018

Temperature:23.5 °C

90.0 dBuV/m

Time: 9:28:31 AM

Humidity:69.7 %



Site : Chamber

Condition : FCC_part 15 RE-Class C_Above 1GHz_PK

Polarization: **Vertical**

EUT : W6M21802-17843

Power : 5 Vd.c. (USB)

M/N:

Distance: 3m

Test Mode : TX 2439.35MHz

Note :

Mk.	Frequency (MHz)	Reading (dBuV)	Detector	Corr. factor (dB/m)	Result (dBuV/m)	Limit (dBuV/m)	Ant.Pos (cm)	Tab.Pos (deg.)	Margin (dB)	Comment
	9757.400	33.70	peak	8.20	41.90	74.00	150	45	-32.10	
*	12196.750	34.12	peak	14.08	48.20	74.00	150	10	-25.80	

*:Maximum data x:Over limit !:over margin



Address:6F.,No.58,Ln 188,Ruey Kuang Rd,Neihu,Taipei
 Tel:+886-2-6606-8877
 Fax:+886-2-6606-8875

Radiated Emission Measurement

Operator: Sky

File :3

Data :#4

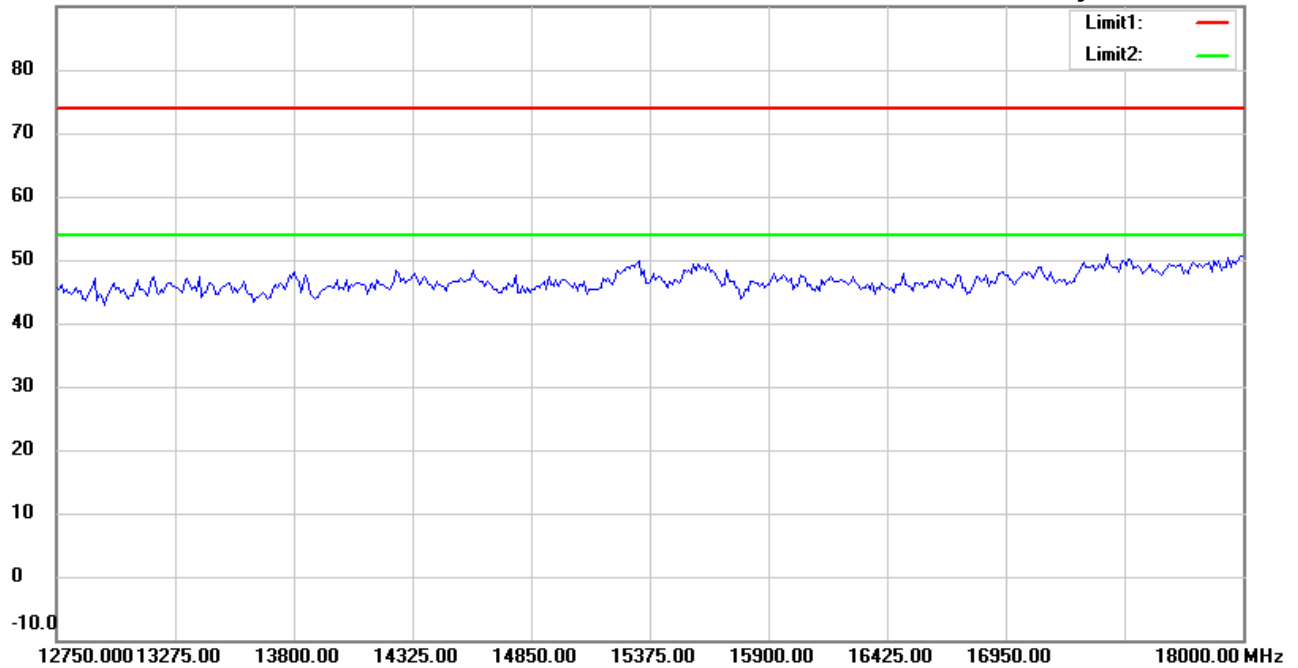
Date: 2/28/2018

Temperature:23.5 °C

90.0 dBuV/m

Time: 9:25:48 AM

Humidity:69.7 %



Site : Chamber

Condition : FCC_part 15 RE-Class C_Above 1GHz_PK

EUT : W6M21802-17843

M/N:

Test Mode : TX 2439.35MHz

Note :

Polarization: *Horizontal*

Power : 5 Vd.c. (USB)

Distance: 3m

Mk.	Frequency (MHz)	Reading (dBuV)	Detector	Corr. factor (dB/m)	Result (dBuV/m)	Limit (dBuV/m)	Ant.Pos (cm)	Tab.Pos (deg.)	Margin (dB)	Comment
-----	-----------------	----------------	----------	---------------------	-----------------	----------------	--------------	----------------	-------------	---------

*:Maximum data x:Over limit !:over margin



Address:6F.,No.58,Ln 188,Ruey Kuang Rd,Neihu,Taipei
 Tel:+886-2-6606-8877
 Fax:+886-2-6606-8875

Radiated Emission Measurement

Operator: Sky

File :3

Data :#9

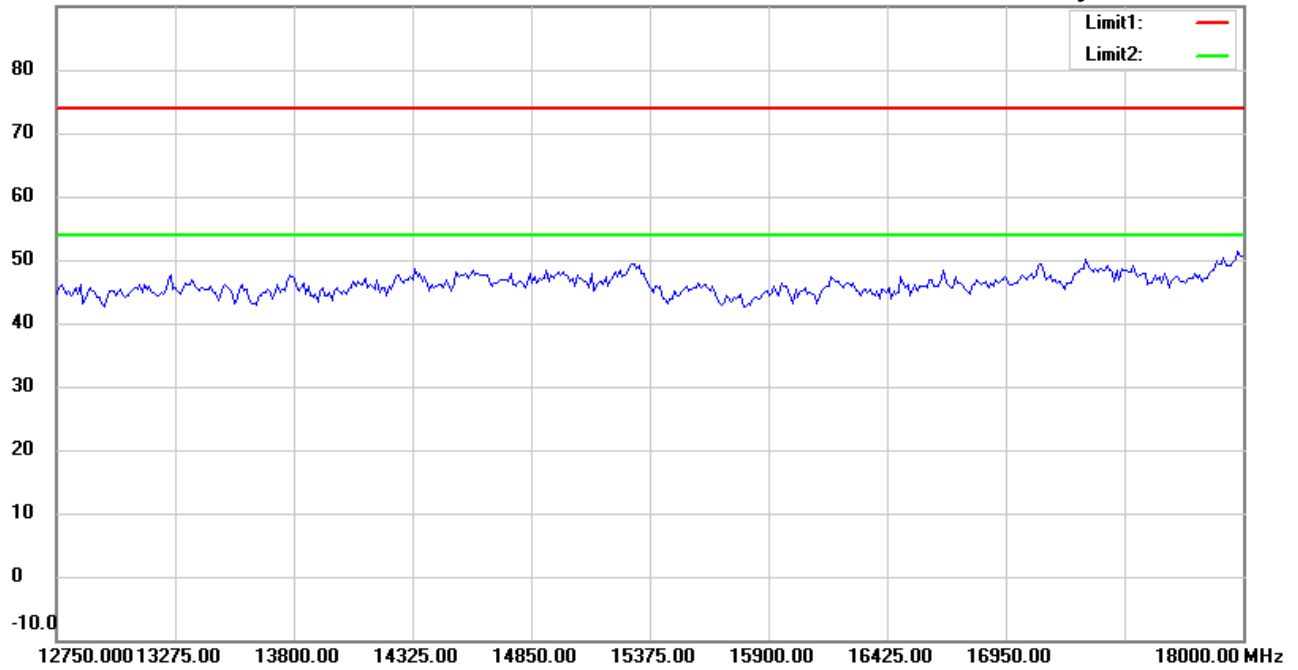
Date: 2/28/2018

Temperature:23.5 °C

90.0 dBuV/m

Time: 9:29:33 AM

Humidity:69.7 %



Site : Chamber

Condition : FCC_part 15 RE-Class C_Above 1GHz_PK

EUT : W6M21802-17843

M/N:

Test Mode : TX 2439.35MHz

Note :

Polarization: *Vertical*

Power : 5 Vd.c. (USB)

Distance: 3m

Mk.	Frequency (MHz)	Reading (dBuV)	Detector	Corr. factor (dB/m)	Result (dBuV/m)	Limit (dBuV/m)	Ant.Pos (cm)	Tab.Pos (deg.)	Margin (dB)	Comment
-----	-----------------	----------------	----------	---------------------	-----------------	----------------	--------------	----------------	-------------	---------

*:Maximum data x:Over limit !:over margin



Address:6F.,No.58,Ln 188,Ruey Kuang Rd,Neihu,Taipei
 Tel:+886-2-6606-8877
 Fax:+886-2-6606-8875

Radiated Emission Measurement

Operator: Sky

File :3

Data :#5

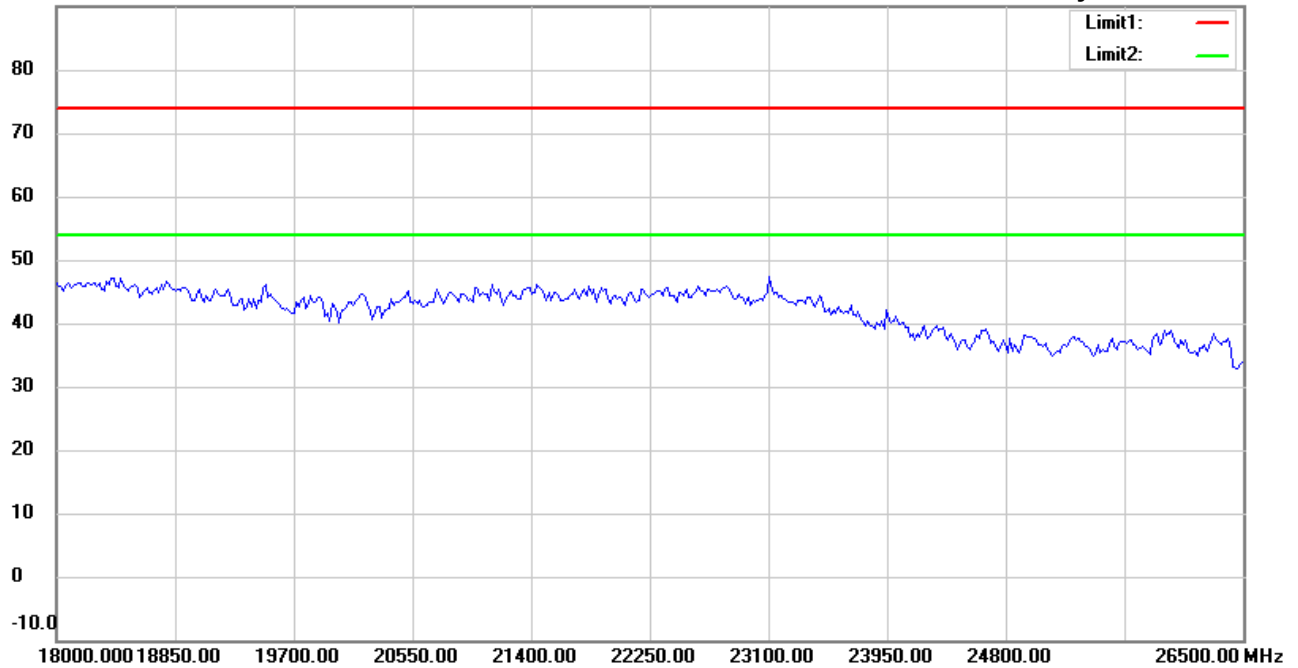
Date: 2/28/2018

Temperature:23.5 °C

90.0 dBuV/m

Time: 9:25:58 AM

Humidity:69.7 %



Site : Chamber

Condition : FCC_part 15 RE-Class C_Above 1GHz_PK

EUT : W6M21802-17843

M/N:

Test Mode : TX 2439.35MHz

Note :

Polarization: *Horizontal*

Power : 5 Vd.c. (USB)

Distance: 3m

Mk.	Frequency (MHz)	Reading (dBuV)	Detector	Corr. factor (dB/m)	Result (dBuV/m)	Limit (dBuV/m)	Ant.Pos (cm)	Tab.Pos (deg.)	Margin (dB)	Comment
-----	-----------------	----------------	----------	---------------------	-----------------	----------------	--------------	----------------	-------------	---------

*:Maximum data x:Over limit !:over margin



Address:6F.,No.58,Ln 188,Ruey Kuang Rd,Neihu,Taipei
 Tel:+886-2-6606-8877
 Fax:+886-2-6606-8875

Radiated Emission Measurement

Operator: Sky

File :3

Data :#10

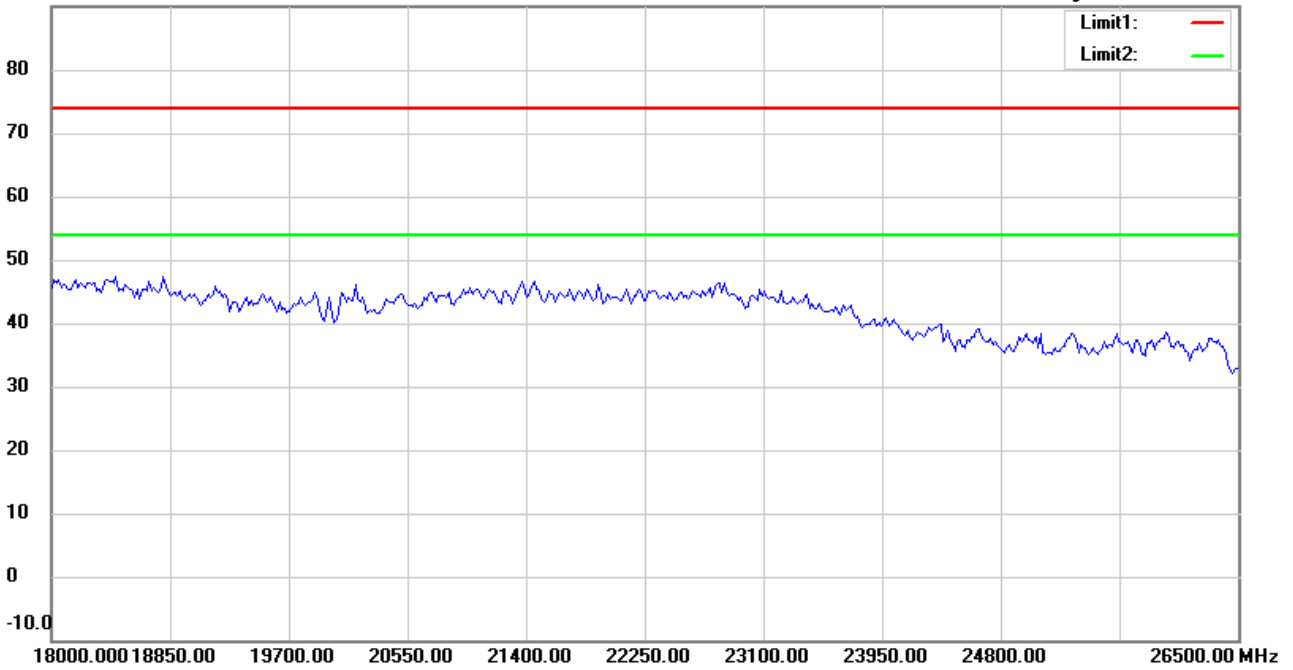
Date: 2/28/2018

Temperature:23.5 °C

90.0 dBuV/m

Time: 9:29:43 AM

Humidity:69.7 %



Site : Chamber

Condition : FCC_part 15 RE-Class C_Above 1GHz_PK

EUT : W6M21802-17843

M/N:

Test Mode : TX 2439.35MHz

Note :

Polarization: *Vertical*

Power : 5 Vd.c. (USB)

Distance: 3m

Mk.	Frequency (MHz)	Reading (dBuV)	Detector	Corr. factor (dB/m)	Result (dBuV/m)	Limit (dBuV/m)	Ant.Pos (cm)	Tab.Pos (deg.)	Margin (dB)	Comment
-----	-----------------	----------------	----------	---------------------	-----------------	----------------	--------------	----------------	-------------	---------

*:Maximum data x:Over limit !:over margin



Radiated Emission Measurement

Operator: Sky

File :1

Data :#1

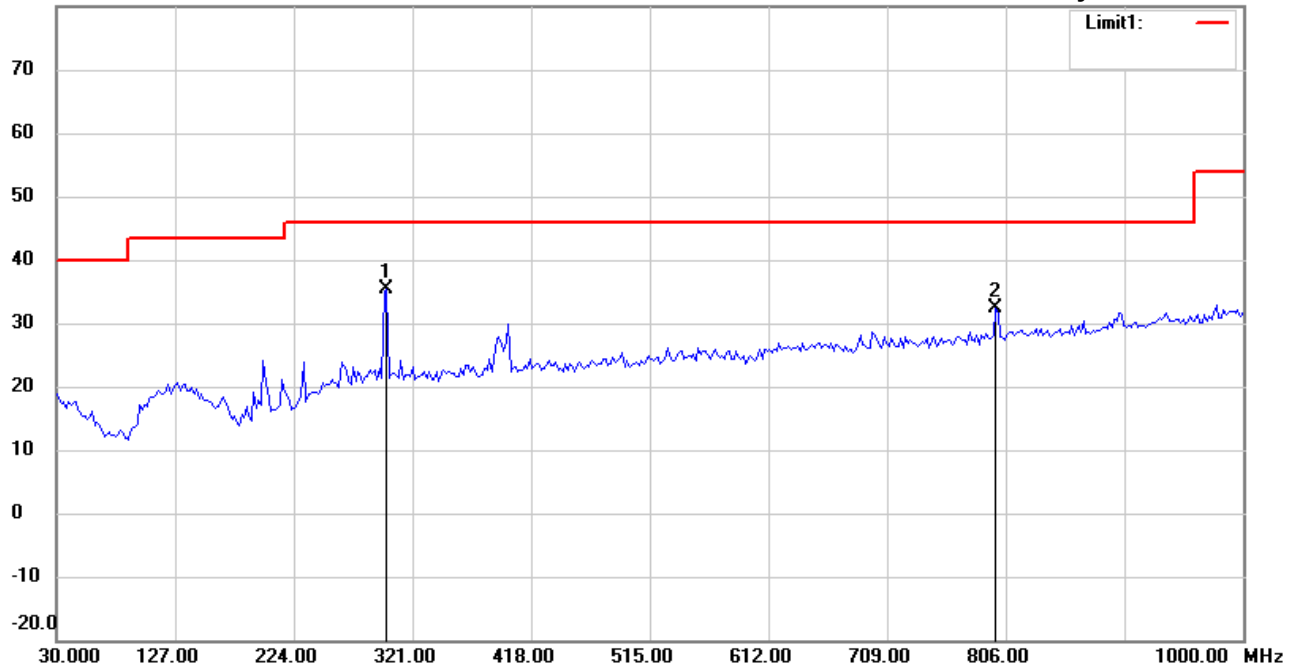
Date: 2/28/2018

Temperature:24.5 °C

80.0 dBuV/m

Time: 11:57:21 AM

Humidity:68.7 %



Site : Chamber

Condition : FCC_part 15 RE-Class C_30-1000MHz

Polarization: *Horizontal*

EUT : W6M21802-17843

Power : 5 Vd.c. (USB)

M/N:

Distance: 3m

Test Mode : TX 2477.35MHz

Note :

Mk.	Frequency (MHz)	Reading (dBuV)	Detector	Corr. factor (dB/m)	Result (dBuV/m)	Limit (dBuV/m)	Ant.Pos (cm)	Tab.Pos (deg.)	Margin (dB)	Comment
*	300.2004	41.35	peak	-5.94	35.41	46.00	100	45	-10.59	
	797.8357	30.92	peak	1.35	32.27	46.00	100	205	-13.73	



Radiated Emission Measurement

Operator: Sky

File :1

Data :#2

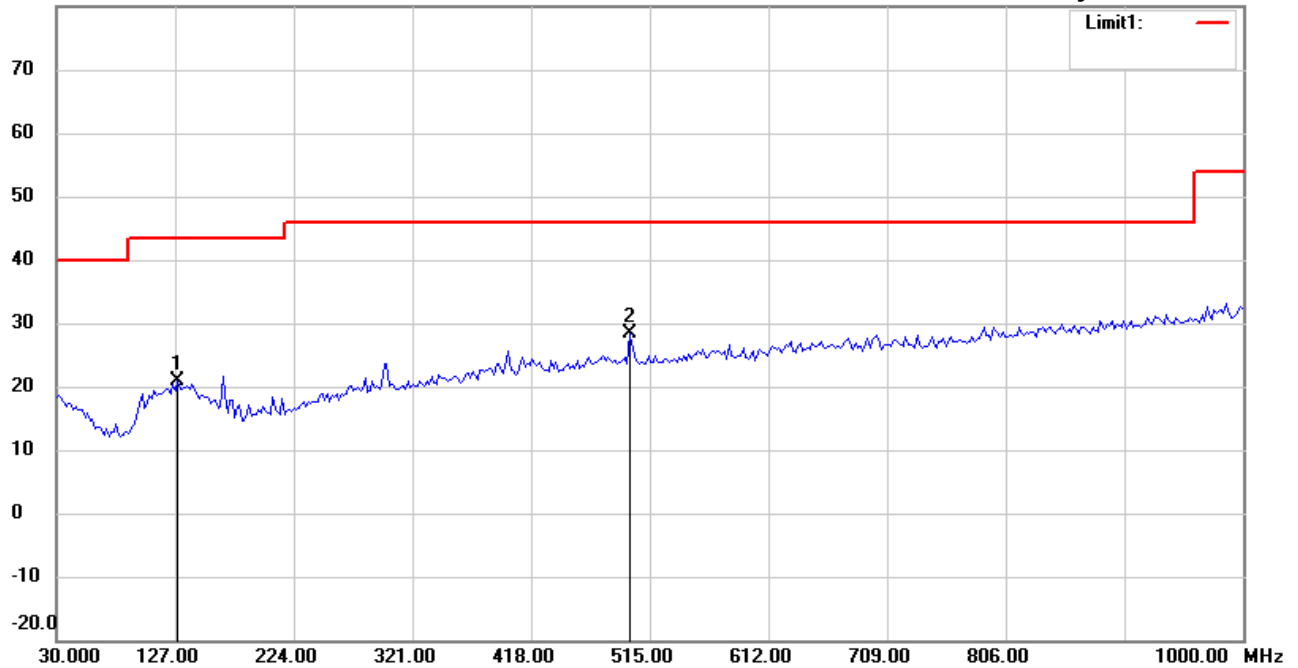
Date: 2/28/2018

Temperature:24.5 °C

80.0 dBuV/m

Time: 11:58:29 AM

Humidity:68.7 %



Site : Chamber

Condition : FCC_part 15 RE-Class C_30-1000MHz

EUT : W6M21802-17843

M/N:

Test Mode : TX 2477.35MHz

Note :

Polarization: *Vertical*

Power : 5 Vd.c. (USB)

Distance: 3m

Mk.	Frequency (MHz)	Reading (dBuV)	Detector	Corr. factor (dB/m)	Result (dBuV/m)	Limit (dBuV/m)	Ant.Pos (cm)	Tab.Pos (deg.)	Margin (dB)	Comment
	129.1383	27.60	peak	-6.67	20.93	43.50	100	55	-22.57	
*	498.4770	31.13	peak	-2.79	28.34	46.00	100	120	-17.66	



Address:6F.,No.58,Ln 188,Ruey Kuang Rd,Neihu,Taipei
 Tel:+886-2-6606-8877
 Fax:+886-2-6606-8875

Radiated Emission Measurement

Operator: Sky

File :3

Data :#1

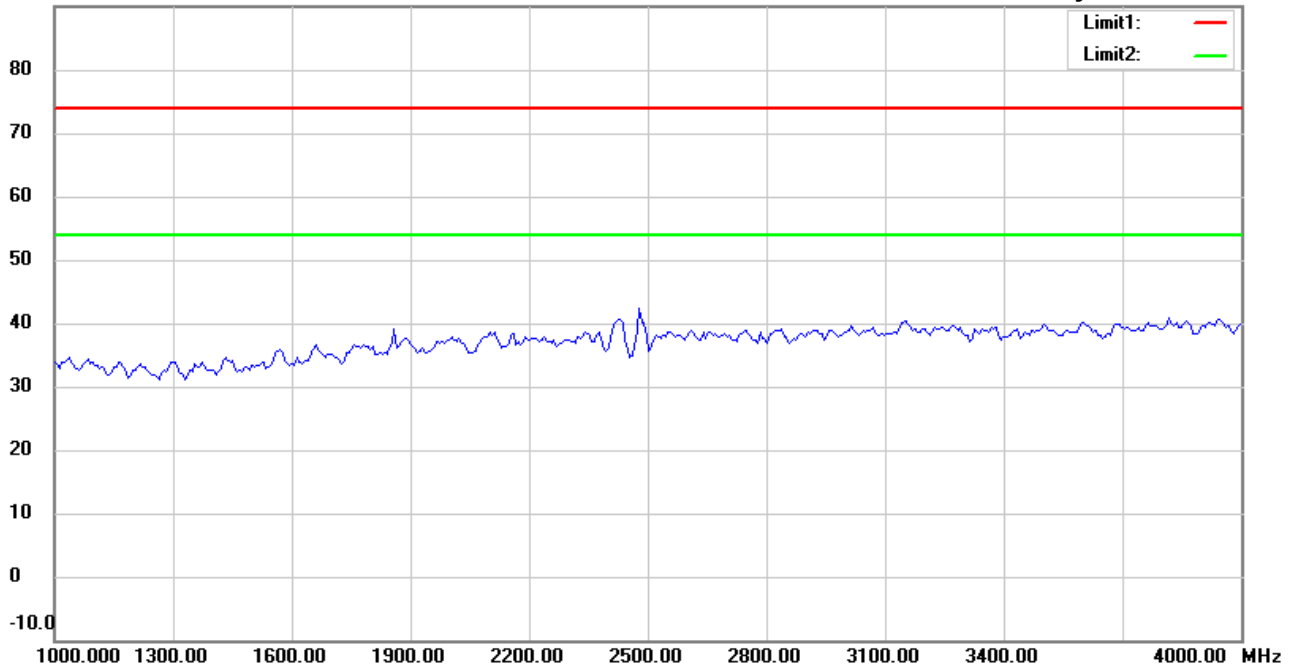
Date: 2/28/2018

Temperature:23.5 °C

90.0 dBuV/m

Time: 9:38:45 AM

Humidity:69.7 %



Site : Chamber

Condition : FCC_part 15 RE-Class C_Above 1GHz_PK

EUT : W6M21802-17843

M/N:

Test Mode : TX 2477.35MHz

Note :

Polarization: *Horizontal*

Power : 5 Vd.c. (USB)

Distance: 3m

Mk.	Frequency (MHz)	Reading (dBuV)	Detector	Corr. factor (dB/m)	Result (dBuV/m)	Limit (dBuV/m)	Ant.Pos (cm)	Tab.Pos (deg.)	Margin (dB)	Comment
-----	-----------------	----------------	----------	---------------------	-----------------	----------------	--------------	----------------	-------------	---------

*:Maximum data x:Over limit !:over margin



Address:6F.,No.58,Ln 188,Ruey Kuang Rd,Neihu,Taipei
 Tel:+886-2-6606-8877
 Fax:+886-2-6606-8875

Radiated Emission Measurement

Operator: Sky

File :3

Data :#6

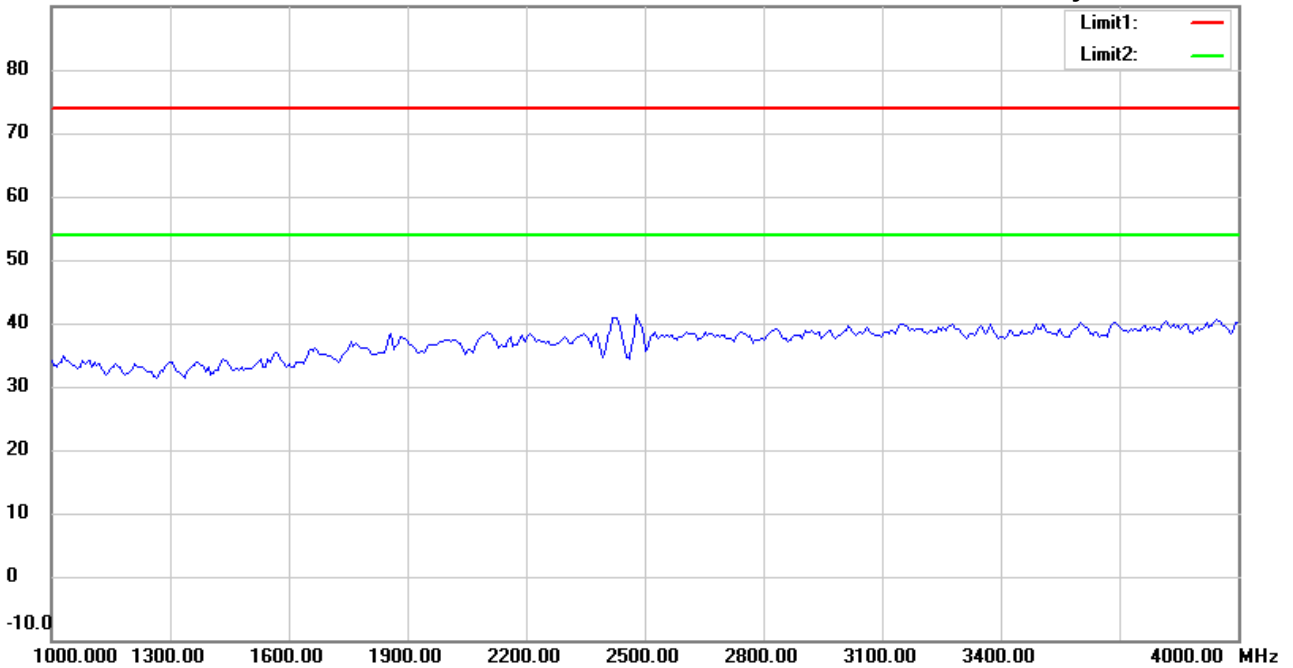
Date: 2/28/2018

Temperature:23.5 °C

90.0 dBuV/m

Time: 9:42:27 AM

Humidity:69.7 %



Site : Chamber

Condition : FCC_part 15 RE-Class C_Above 1GHz_PK

EUT : W6M21802-17843

M/N:

Test Mode : TX 2477.35MHz

Note :

Polarization: *Vertical*

Power : 5 Vd.c. (USB)

Distance: 3m

Mk.	Frequency (MHz)	Reading (dBuV)	Detector	Corr. factor (dB/m)	Result (dBuV/m)	Limit (dBuV/m)	Ant.Pos (cm)	Tab.Pos (deg.)	Margin (dB)	Comment
-----	-----------------	----------------	----------	---------------------	-----------------	----------------	--------------	----------------	-------------	---------

*:Maximum data x:Over limit !:over margin



Address:6F.,No.58,Ln 188,Ruey Kuang Rd,Neihu,Taipei
 Tel:+886-2-6606-8877
 Fax:+886-2-6606-8875

Radiated Emission Measurement

Operator: Sky

File :3

Data :#2

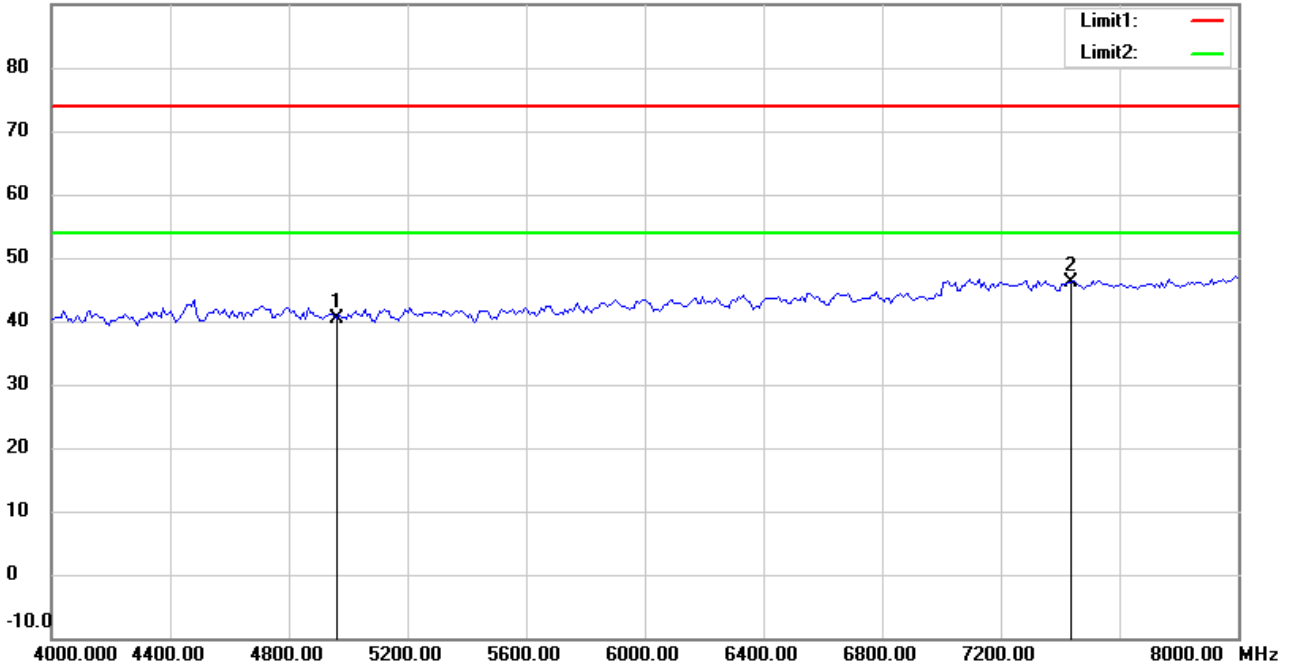
Date: 2/28/2018

Temperature:23.5 °C

90.0 dBuV/m

Time: 9:39:54 AM

Humidity:69.7 %



Site : Chamber

Condition : FCC_part 15 RE-Class C_Above 1GHz_PK

EUT : W6M21802-17843

M/N:

Test Mode : TX 2477.35MHz

Note :

Polarization: *Horizontal*

Power : 5 Vd.c. (USB)

Distance: 3m

Mk.	Frequency (MHz)	Reading (dBuV)	Detector	Corr. factor (dB/m)	Result (dBuV/m)	Limit (dBuV/m)	Ant.Pos (cm)	Tab.Pos (deg.)	Margin (dB)	Comment
	4954.700	40.14	peak	0.21	40.35	74.00	150	235	-33.65	
*	7432.050	40.97	peak	5.18	46.15	74.00	150	155	-27.85	

*:Maximum data x:Over limit !:over margin



Address:6F.,No.58,Ln 188,Ruey Kuang Rd,Neihu,Taipei
 Tel:+886-2-6606-8877
 Fax:+886-2-6606-8875

Radiated Emission Measurement

Operator: Sky

File :3

Data :#7

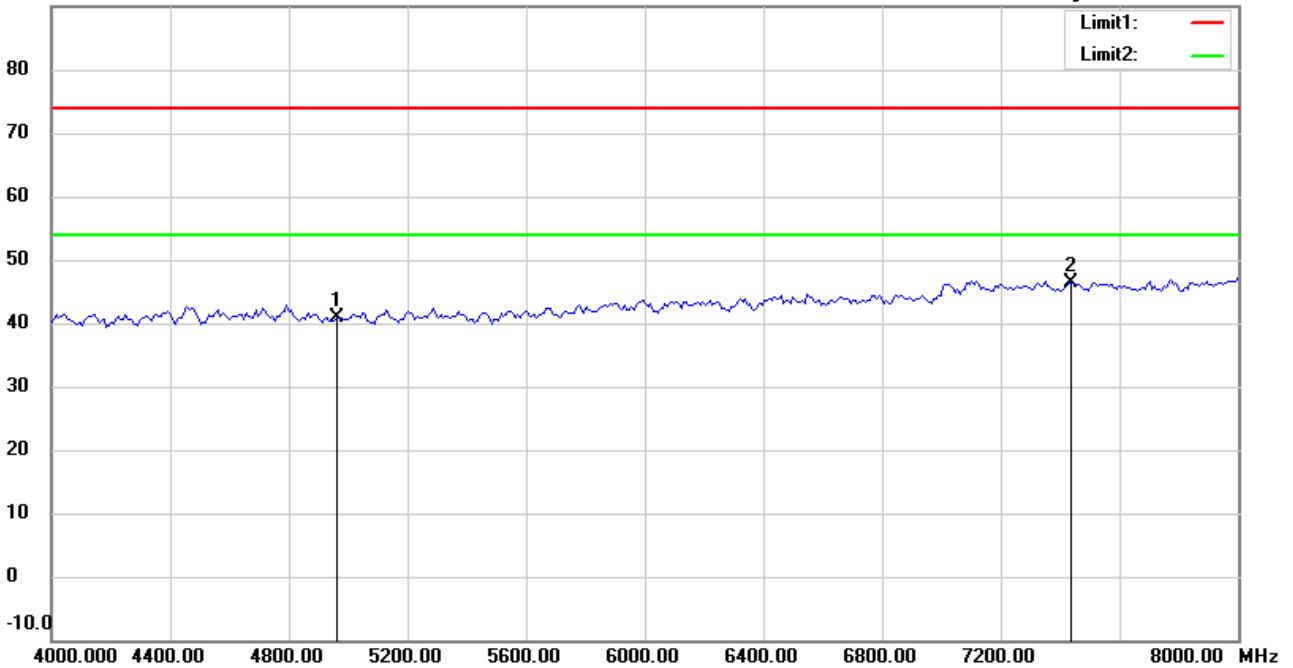
Date: 2/28/2018

Temperature:23.5 °C

90.0 dBuV/m

Time: 9:43:49 AM

Humidity:69.7 %



Site : Chamber

Condition : FCC_part 15 RE-Class C_Above 1GHz_PK

Polarization: **Vertical**

EUT : W6M21802-17843

Power : 5 Vd.c. (USB)

M/N:

Distance: 3m

Test Mode : TX 2477.35MHz

Note :

Mk.	Frequency (MHz)	Reading (dBuV)	Detector	Corr. factor (dB/m)	Result (dBuV/m)	Limit (dBuV/m)	Ant.Pos (cm)	Tab.Pos (deg.)	Margin (dB)	Comment
	4954.700	40.62	peak	0.21	40.83	74.00	150	95	-33.17	
*	7432.050	41.24	peak	5.18	46.42	74.00	150	160	-27.58	

*:Maximum data x:Over limit !:over margin



Address:6F.,No.58,Ln 188,Ruey Kuang Rd,Neihu,Taipei
 Tel:+886-2-6606-8877
 Fax:+886-2-6606-8875

Radiated Emission Measurement

Operator: Sky

File :3

Data :#3

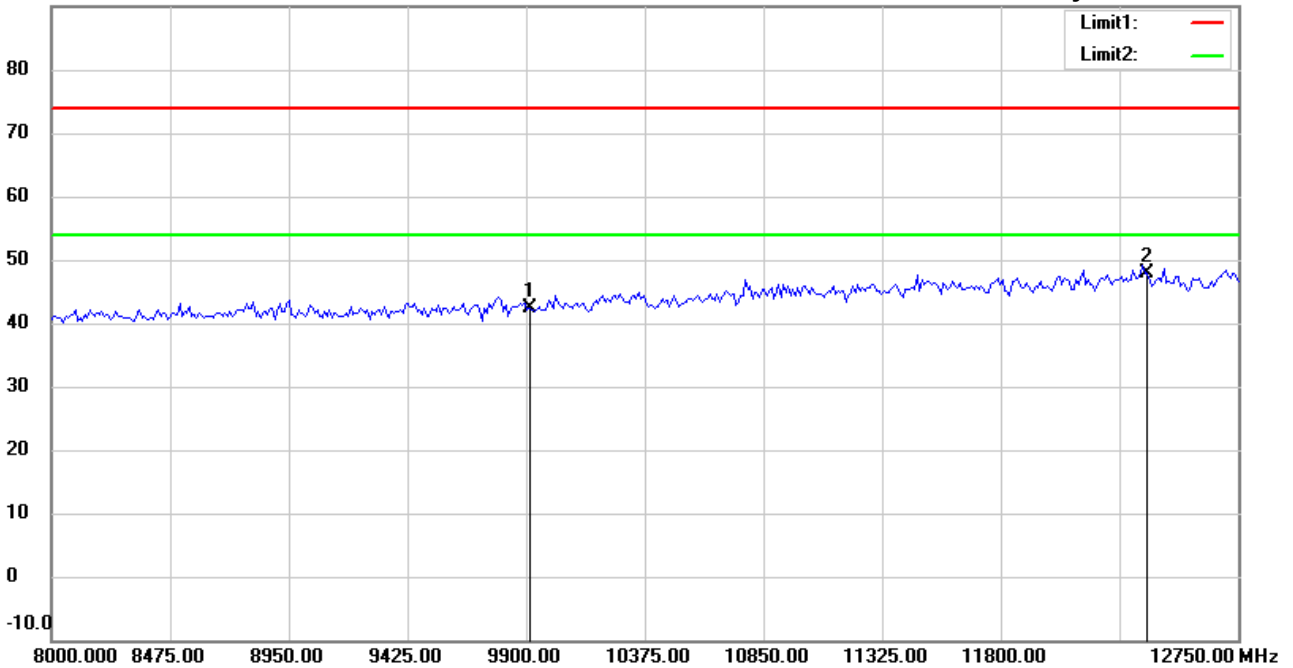
Date: 2/28/2018

Temperature:23.5 °C

90.0 dBuV/m

Time: 9:40:08 AM

Humidity:69.7 %



Site : Chamber

Condition : FCC_part 15 RE-Class C_Above 1GHz_PK

Polarization: *Horizontal*

EUT : W6M21802-17843

Power : 5 Vd.c. (USB)

M/N:

Distance: 3m

Test Mode : TX 2477.35MHz

Note :

Mk.	Frequency (MHz)	Reading (dBuV)	Detector	Corr. factor (dB/m)	Result (dBuV/m)	Limit (dBuV/m)	Ant.Pos (cm)	Tab.Pos (deg.)	Margin (dB)	Comment
	9909.400	33.78	peak	8.55	42.33	74.00	150	245	-31.67	
*	12386.750	33.50	peak	14.34	47.84	74.00	150	85	-26.16	

*:Maximum data x:Over limit !:over margin



Address:6F.,No.58,Ln 188,Ruey Kuang Rd,Neihu,Taipei
 Tel:+886-2-6606-8877
 Fax:+886-2-6606-8875

Radiated Emission Measurement

Operator: Sky

File :3

Data :#8

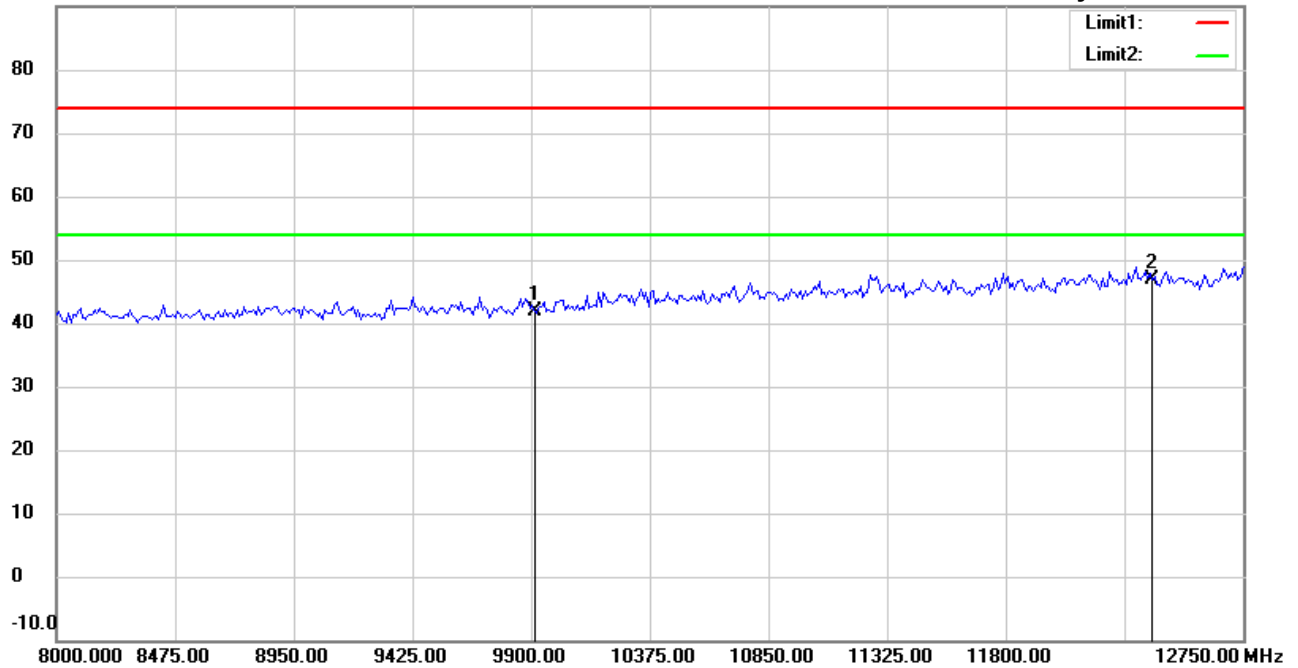
Date: 2/28/2018

Temperature:23.5 °C

90.0 dBuV/m

Time: 9:44:02 AM

Humidity:69.7 %



Site : Chamber

Condition : FCC_part 15 RE-Class C_Above 1GHz_PK

Polarization: **Vertical**

EUT : W6M21802-17843

Power : 5 Vd.c. (USB)

M/N:

Distance: 3m

Test Mode : TX 2477.35MHz

Note :

Mk.	Frequency (MHz)	Reading (dBuV)	Detector	Corr. factor (dB/m)	Result (dBuV/m)	Limit (dBuV/m)	Ant.Pos (cm)	Tab.Pos (deg.)	Margin (dB)	Comment
	9909.400	33.28	peak	8.55	41.83	74.00	150	15	-32.17	
*	12386.750	32.58	peak	14.34	46.92	74.00	150	295	-27.08	

*:Maximum data x:Over limit !:over margin



Address:6F.,No.58,Ln 188,Ruey Kuang Rd,Neihu,Taipei
 Tel:+886-2-6606-8877
 Fax:+886-2-6606-8875

Radiated Emission Measurement

Operator: Sky

File :3

Data :#4

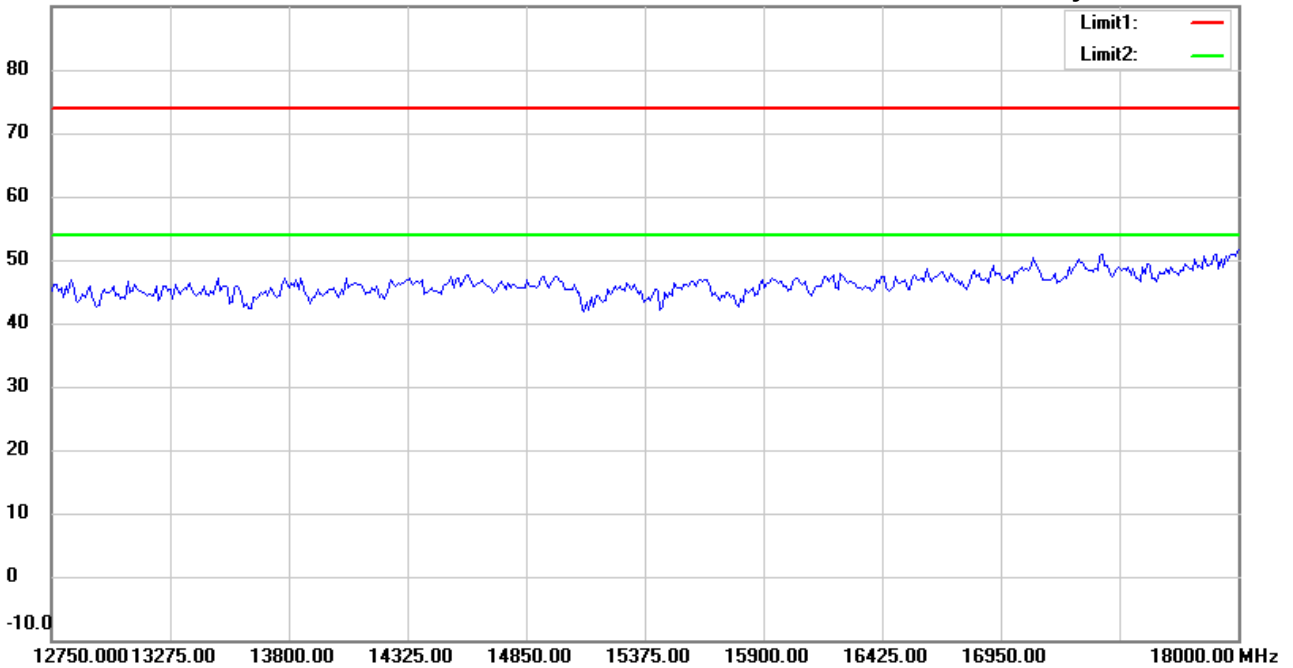
Date: 2/28/2018

Temperature:23.5 °C

90.0 dBuV/m

Time: 9:41:06 AM

Humidity:69.7 %



Site : Chamber

Condition : FCC_part 15 RE-Class C_Above 1GHz_PK

EUT : W6M21802-17843

M/N:

Test Mode : TX 2477.35MHz

Note :

Polarization: *Horizontal*

Power : 5 Vd.c. (USB)

Distance: 3m

Mk.	Frequency (MHz)	Reading (dBuV)	Detector	Corr. factor (dB/m)	Result (dBuV/m)	Limit (dBuV/m)	Ant.Pos (cm)	Tab.Pos (deg.)	Margin (dB)	Comment
-----	-----------------	----------------	----------	---------------------	-----------------	----------------	--------------	----------------	-------------	---------

*:Maximum data x:Over limit !:over margin



Address:6F.,No.58,Ln 188,Ruey Kuang Rd,Neihu,Taipei
 Tel:+886-2-6606-8877
 Fax:+886-2-6606-8875

Radiated Emission Measurement

Operator: Sky

File :3

Data :#9

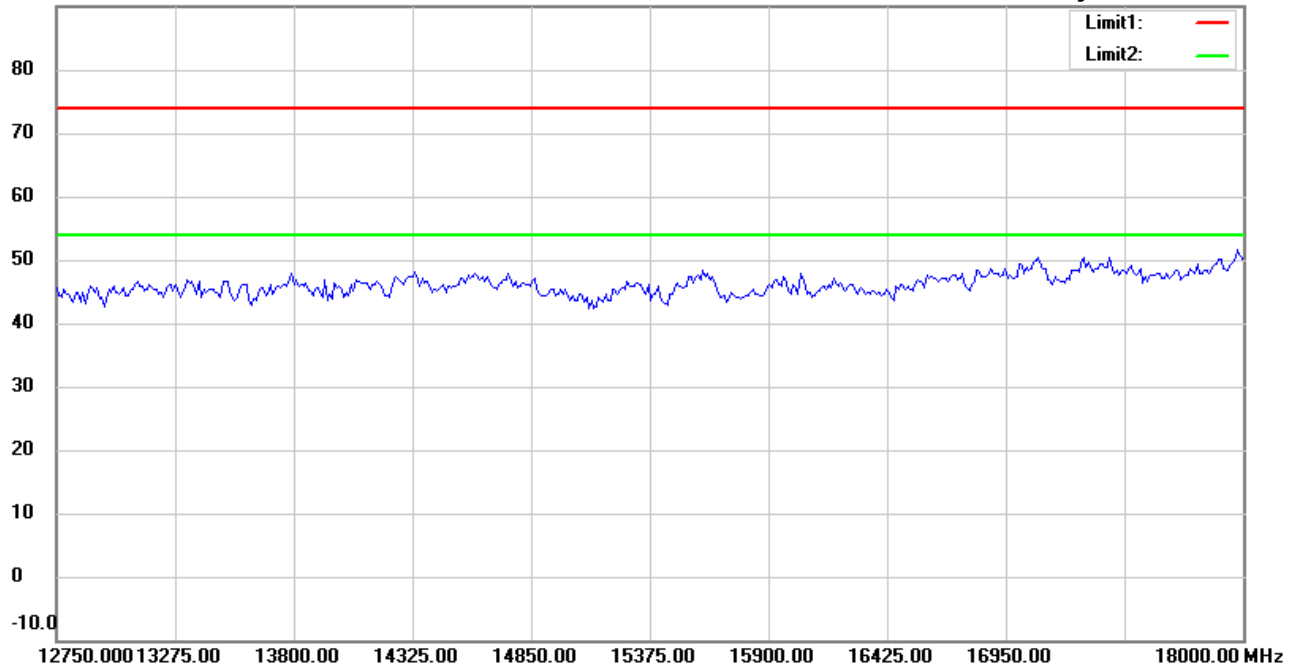
Date: 2/28/2018

Temperature:23.5 °C

90.0 dBuV/m

Time: 9:45:07 AM

Humidity:69.7 %



Site : Chamber

Condition : FCC_part 15 RE-Class C_Above 1GHz_PK

EUT : W6M21802-17843

M/N:

Test Mode : TX 2477.35MHz

Note :

Polarization: *Vertical*

Power : 5 Vd.c. (USB)

Distance: 3m

Mk.	Frequency (MHz)	Reading (dBuV)	Detector	Corr. factor (dB/m)	Result (dBuV/m)	Limit (dBuV/m)	Ant.Pos (cm)	Tab.Pos (deg.)	Margin (dB)	Comment
-----	-----------------	----------------	----------	---------------------	-----------------	----------------	--------------	----------------	-------------	---------

*:Maximum data x:Over limit !:over margin



Address:6F.,No.58,Ln 188,Ruey Kuang Rd,Neihu,Taipei
 Tel:+886-2-6606-8877
 Fax:+886-2-6606-8875

Radiated Emission Measurement

Operator: Sky

File :3

Data :#5

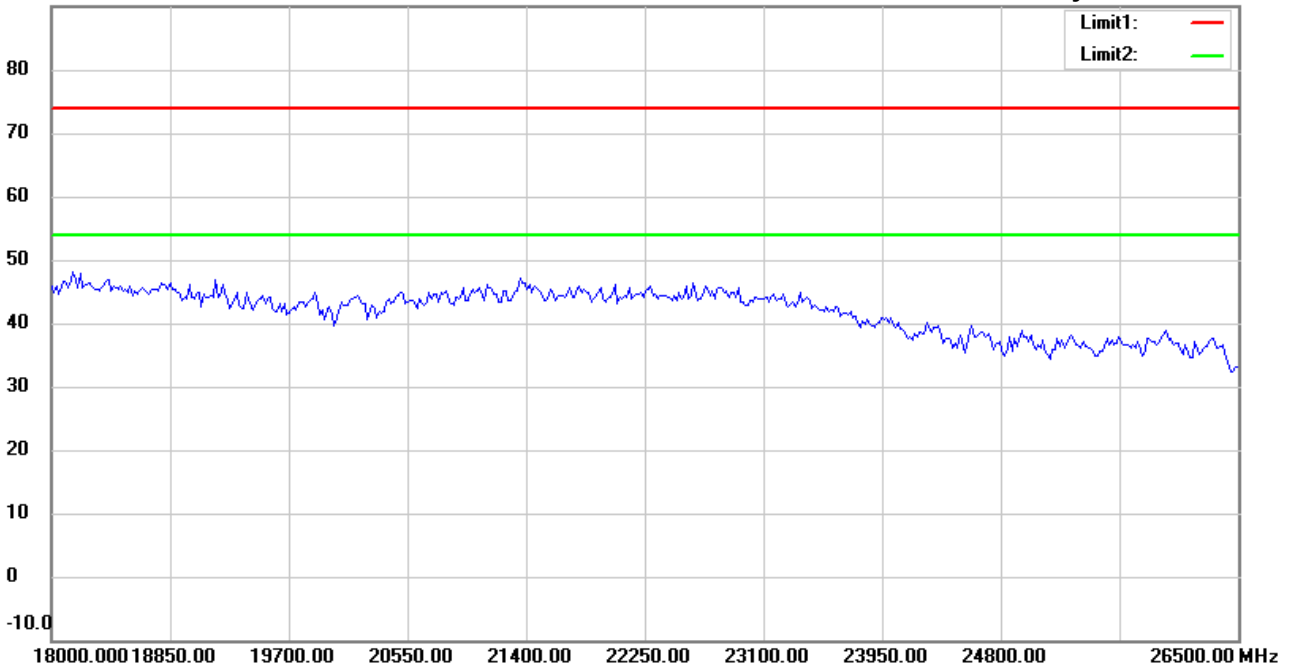
Date: 2/28/2018

Temperature:23.5 °C

90.0 dBuV/m

Time: 9:41:17 AM

Humidity:69.7 %



Site : Chamber

Condition : FCC_part 15 RE-Class C_Above 1GHz_PK

EUT : W6M21802-17843

M/N:

Test Mode : TX 2477.35MHz

Note :

Polarization: *Horizontal*

Power : 5 Vd.c. (USB)

Distance: 3m

Mk.	Frequency (MHz)	Reading (dBuV)	Detector	Corr. factor (dB/m)	Result (dBuV/m)	Limit (dBuV/m)	Ant.Pos (cm)	Tab.Pos (deg.)	Margin (dB)	Comment
-----	-----------------	----------------	----------	---------------------	-----------------	----------------	--------------	----------------	-------------	---------

*:Maximum data x:Over limit !:over margin



Address:6F.,No.58,Ln 188,Ruey Kuang Rd,Neihu,Taipei
 Tel:+886-2-6606-8877
 Fax:+886-2-6606-8875

Radiated Emission Measurement

Operator: Sky

File :3

Data :#10

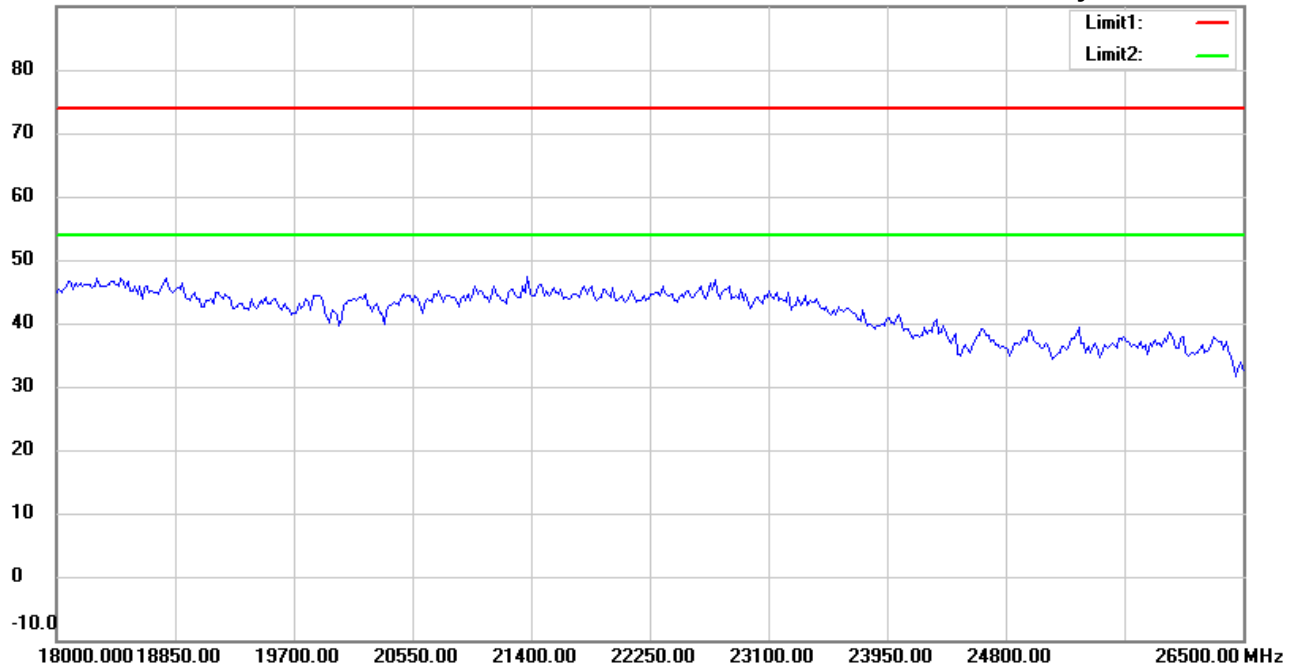
Date: 2/28/2018

Temperature:23.5 °C

90.0 dBuV/m

Time: 9:45:33 AM

Humidity:69.7 %



Site : Chamber

Condition : FCC_part 15 RE-Class C_Above 1GHz_PK

EUT : W6M21802-17843

M/N:

Test Mode : TX 2477.35MHz

Note :

Polarization: *Vertical*

Power : 5 Vd.c. (USB)

Distance: 3m

Mk.	Frequency (MHz)	Reading (dBuV)	Detector	Corr. factor (dB/m)	Result (dBuV/m)	Limit (dBuV/m)	Ant.Pos (cm)	Tab.Pos (deg.)	Margin (dB)	Comment
-----	-----------------	----------------	----------	---------------------	-----------------	----------------	--------------	----------------	-------------	---------

*:Maximum data x:Over limit !:over margin