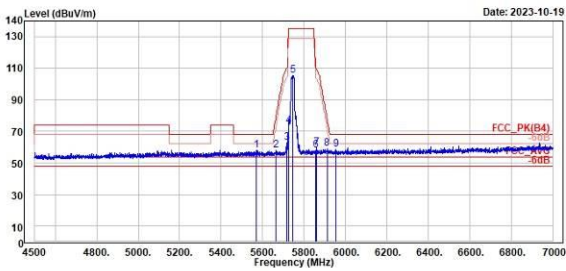


Mask, 5.725GHz ~ 5.85GHz
U-NII-3
802.11a
CH 149 (Horizontal) Peak
CH 149 (Vertical) Peak

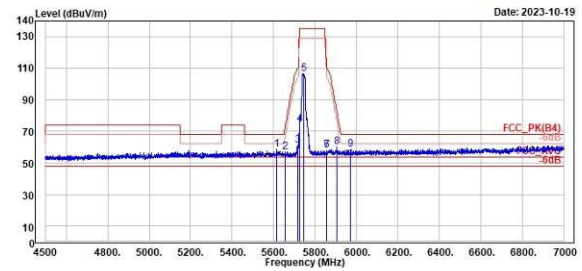

TÜV Rheinland Taiwan Ltd.
 No. 458-18, Sec 2, Fenliao, Linkou Dist., New Taipei City 244, Taiwan(R.O.C.)
 Tel: +886-2172-1000 Fax: +886-2172-1322



	Freq	Level	Read	Limit	Over	APos	TPos	Remark	Pol/Phase	Note
	MHz	dBuV/m	dBuV	dB/m	dBuV/m	dB	cm	deg		
1	5572.00	57.91	14.27	43.64	68.20	-10.29	134	201 Peak	Horizontal	
2	5666.00	58.07	14.41	43.66	80.08	-22.01	134	201 Peak	Horizontal	
3	5716.00	62.83	19.11	43.72	109.68	-46.85	134	201 Peak	Horizontal	
4	5725.00	73.55	29.74	43.81	135.00	-61.45	134	201 Peak	Horizontal	
5	5745.00	105.60	61.57	44.03	135.00	-29.40	134	201 Peak	Horizontal	
6	5854.00	57.03	13.72	44.11	113.22	-55.39	134	201 Peak	Horizontal	
7	5869.00	59.52	15.36	44.16	109.40	-49.88	134	201 Peak	Horizontal	
8	5911.50	58.84	14.34	44.50	78.16	-19.32	134	201 Peak	Horizontal	
9	5955.50	58.32	13.88	44.44	68.20	-9.88	134	201 Peak	Horizontal	



TÜV Rheinland Taiwan Ltd.
 No. 458-18, Sec 2, Fenliao, Linkou Dist., New Taipei City 244, Taiwan(R.O.C.)
 Tel: +886-2172-1000 Fax: +886-2172-1322



	Freq	Level	Read	Limit	Over	APos	TPos	Remark	Pol/Phase	Note
	MHz	dBuV/m	dBuV	dB/m	dBuV/m	dB	cm	deg		
1	5617.00	50.42	14.74	43.68	68.20	-9.78	336	126 Peak	Vertical	
2	5657.50	56.89	13.21	43.68	73.77	-16.88	336	126 Peak	Vertical	
3	5716.50	61.45	17.72	43.73	109.82	-48.37	336	126 Peak	Vertical	
4	5724.50	74.53	30.72	43.81	132.58	-58.05	336	126 Peak	Vertical	
5	5745.00	106.39	62.36	44.03	135.00	-28.61	336	126 Peak	Vertical	
6	5855.00	58.23	14.12	44.11	110.80	-52.57	336	126 Peak	Vertical	
7	5855.00	58.23	14.12	44.11	110.80	-52.57	336	126 Peak	Vertical	
8	5906.00	60.29	15.79	44.50	82.22	-21.93	336	126 Peak	Vertical	
9	5971.50	58.53	14.10	44.43	68.20	-9.67	336	126 Peak	Vertical	

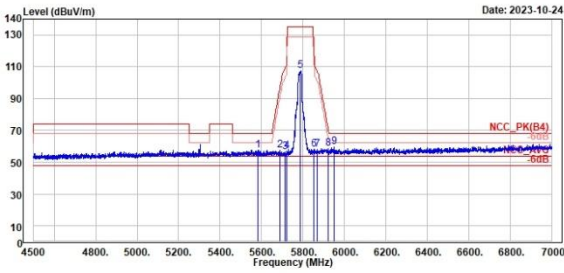
802.11a

CH 157 (Horizontal) Peak

CH 157 (Vertical) Peak



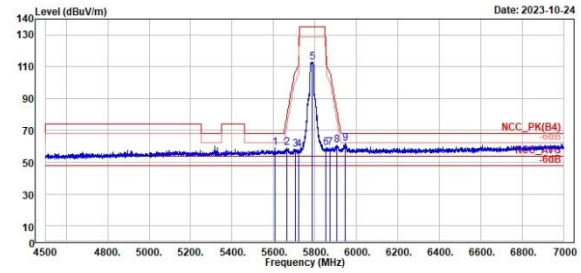
TÜV Rheinland Taiwan Ltd.
No. 458-18, Sec 2, Fenliao, Linkou Dist., New Taipei City 244, Taiwan(R.O.C.)
Tel: +886-2172-1000 Fax: +886-2172-1322



	Read	Limit	Over	APos	TPos	Remark	Pol/Phase	Note	
1	Level	Line	Limit	cm	deg				
MHz	dBuV/m	dBuV	dB/m	dBuV/m	dB				
1	5581.00	57.70	14.05	43.65	68.20	-18.50	353	173 Peak	Horizontal
2	5688.50	57.31	13.73	43.58	96.72	-39.41	353	173 Peak	Horizontal
3	5714.00	56.40	12.70	43.70	109.12	-52.72	353	173 Peak	Horizontal
4	5722.50	56.98	13.20	43.78	122.90	-65.92	353	173 Peak	Horizontal
5	5785.00	107.64	63.53	44.11	135.00	-27.36	353	173 Peak	Horizontal
6	5854.00	58.22	14.12	44.10	115.64	-57.42	353	173 Peak	Horizontal
7	5869.00	58.29	14.06	44.23	106.88	-48.59	353	173 Peak	Horizontal
8	5922.00	58.64	14.15	44.49	70.41	-11.77	353	173 Peak	Horizontal
9	5948.50	59.48	15.03	44.45	68.20	-8.72	353	173 Peak	Horizontal

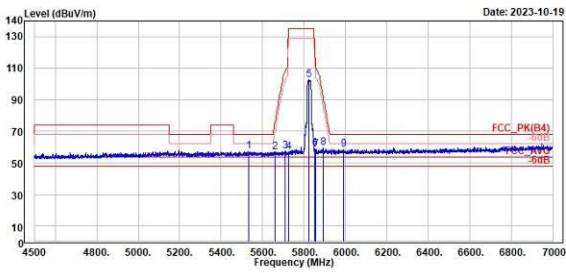


TÜV Rheinland Taiwan Ltd.
No. 458-18, Sec 2, Fenliao, Linkou Dist., New Taipei City 244, Taiwan(R.O.C.)
Tel: +886-2172-1000 Fax: +886-2172-1322

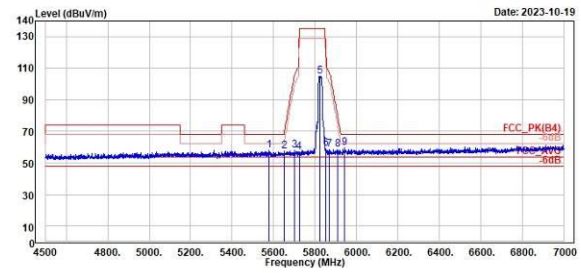


	Read	Limit	Over	APos	TPos	Remark	Pol/Phase	Note	
1	Level	Line	Limit	cm	deg				
MHz	dBuV/m	dBuV	dB/m	dBuV/m	dB				
1	5606.00	58.91	15.24	43.67	68.20	-9.29	235	271 Peak	Vertical
2	5662.50	59.12	15.46	43.66	77.48	-18.36	235	271 Peak	Vertical
3	5707.00	58.27	14.65	43.62	107.16	-48.89	235	271 Peak	Vertical
4	5723.00	57.82	14.03	43.79	125.32	-67.50	235	271 Peak	Vertical
5	5785.00	113.11	69.00	44.11	135.00	-21.89	235	271 Peak	Vertical
6	5853.00	58.92	14.83	44.09	120.48	-61.56	235	271 Peak	Vertical
7	5871.50	59.24	14.99	44.25	106.18	-46.94	235	271 Peak	Vertical
8	5905.00	60.74	16.24	44.50	82.96	-22.22	235	271 Peak	Vertical
9	5948.00	61.60	17.15	44.45	68.20	-6.60	235	271 Peak	Vertical

802.11a
CH 165 (Horizontal) Peak
CH 165 (Vertical) Peak

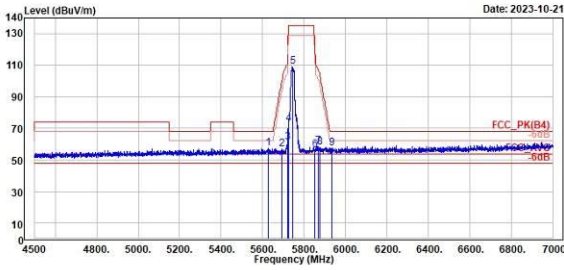
 TÜV Rheinland Taiwan Ltd.
 No. 458-18, Sec 2, Fenliao, Linkou Dist., New Taipei City 244, Taiwan(R.O.C.)
 Tel: +886-2172-1000 Fax: +886-2172-1322


Peak	Freq	Level	Read	Limit	Over	APos	TPos	Remark	Pol/Phase	Note
	MHz	dBuV/m	dBuV	dB/m	dBuV/m	dB	cm	deg		
1	5532.00	57.40	13.75	43.65	68.28	-10.00	142	203	Peak	Horizontal
2	5662.00	57.18	13.52	43.66	77.11	-19.93	142	203	Peak	Horizontal
3	5711.00	57.68	14.02	43.66	108.28	-50.60	142	203	Peak	Horizontal
4	5724.00	56.94	13.14	43.80	130.16	-73.22	142	203	Peak	Horizontal
5	5825.00	102.81	58.71	44.10	135.00	-32.19	142	203	Peak	Horizontal
6	5851.50	59.01	14.93	44.00	127.74	-68.73	142	203	Peak	Horizontal
7	5855.50	58.38	14.27	44.11	110.66	-52.28	142	203	Peak	Horizontal
8	5892.50	59.60	15.16	44.44	92.21	-32.61	142	203	Peak	Horizontal
9	5989.50	58.71	14.31	44.40	68.20	-9.49	142	203	Peak	Horizontal

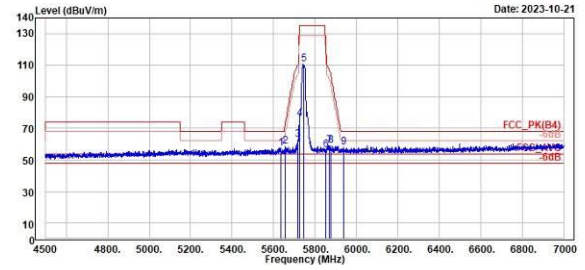

 TÜV Rheinland Taiwan Ltd.
 No. 458-18, Sec 2, Fenliao, Linkou Dist., New Taipei City 244, Taiwan(R.O.C.)
 Tel: +886-2172-1000 Fax: +886-2172-1322


Peak	Freq	Level	Read	Limit	Over	APos	TPos	Remark	Pol/Phase	Note
	MHz	dBuV/m	dBuV	dB/m	dBuV/m	dB	cm	deg		
1	5500.00	57.79	14.14	43.65	68.20	-10.41	266	151	Peak	Vertical
2	5652.50	57.34	13.64	43.70	70.06	-12.72	266	151	Peak	Vertical
3	5701.00	57.83	14.28	43.55	105.48	-47.65	266	151	Peak	Vertical
4	5723.50	56.90	13.10	43.80	127.74	-70.84	266	151	Peak	Vertical
5	5825.00	105.01	60.91	44.10	135.00	-29.99	266	151	Peak	Vertical
6	5851.00	58.88	14.80	44.00	130.16	-71.28	266	151	Peak	Vertical
7	5869.00	58.33	14.10	44.23	106.88	-48.55	266	151	Peak	Vertical
8	5911.00	58.73	14.23	44.50	78.53	-19.80	266	151	Peak	Vertical
9	5943.50	59.62	15.17	44.45	68.20	-8.58	266	151	Peak	Vertical

802.11n HT20
CH 149 (Horizontal) Peak
CH 149 (Vertical) Peak

 TÜV Rheinland Taiwan Ltd.
 No. 458-18, Sec 2, Fenliao, Linkou Dist., New Taipei City 244, Taiwan(R.O.C.)
 Tel: +886-2172-1000 Fax: +886-2172-1322


	Freq	Level	Read	Limit	Over	APos	TPos	Remark	Pol/Phase	Note
	MHz	dBuV/m	dBuV	dB/m	dBuV/m	dB	cm	deg		
1	5626.00	57.63	13.95	43.68	68.20	-10.57	379	319 Peak	Horizontal	
2	5691.00	57.08	13.50	43.58	98.56	-41.48	379	319 Peak	Horizontal	
3	5726.00	61.05	17.29	43.76	118.80	-49.75	379	319 Peak	Horizontal	
4	5724.00	73.12	29.32	43.80	130.16	-57.04	379	319 Peak	Horizontal	
5	5745.00	109.32	65.29	44.03	135.00	-25.68	379	319 Peak	Horizontal	
6	5851.00	56.48	12.40	44.00	130.16	-73.68	379	319 Peak	Horizontal	
7	5867.00	58.70	14.48	44.22	107.44	-48.74	379	319 Peak	Horizontal	
8	5877.50	58.13	13.82	44.31	103.34	-45.21	379	319 Peak	Horizontal	
9	5932.50	57.75	13.29	44.46	68.20	-10.45	379	319 Peak	Horizontal	


 TÜV Rheinland Taiwan Ltd.
 No. 458-18, Sec 2, Fenliao, Linkou Dist., New Taipei City 244, Taiwan(R.O.C.)
 Tel: +886-2172-1000 Fax: +886-2172-1322


	Freq	Level	Read	Limit	Over	APos	TPos	Remark	Pol/Phase	Note
	MHz	dBuV/m	dBuV	dB/m	dBuV/m	dB	cm	deg		
1	5634.00	57.65	13.96	43.68	68.20	-10.55	224	291 Peak	Vertical	
2	5656.50	58.35	14.67	43.68	73.03	-14.68	224	291 Peak	Vertical	
3	5717.00	63.03	19.30	43.73	109.96	-46.93	224	291 Peak	Vertical	
4	5725.00	76.20	32.39	43.81	135.00	-58.80	224	291 Peak	Vertical	
5	5745.00	110.54	66.51	44.03	135.00	-24.46	224	291 Peak	Vertical	
6	5851.00	56.45	12.37	44.00	130.16	-73.71	224	291 Peak	Vertical	
7	5867.50	59.18	14.96	44.22	107.30	-48.12	224	291 Peak	Vertical	
8	5877.00	59.06	14.75	44.31	103.71	-44.65	224	291 Peak	Vertical	
9	5938.50	57.92	13.46	44.46	68.20	-10.28	224	291 Peak	Vertical	

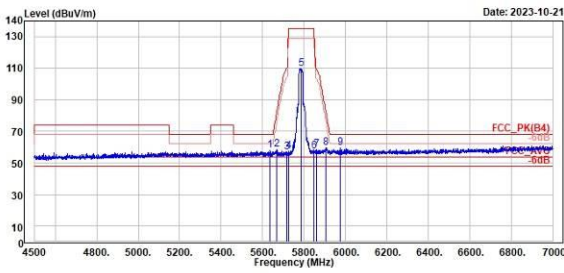
802.11n HT20

CH 157 (Horizontal) Peak

CH 157 (Vertical) Peak



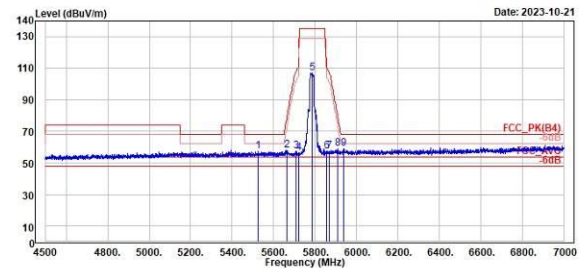
TÜV Rheinland Taiwan Ltd.
No. 458-18, Sec 2, Fenliao, Linkou Dist., New Taipei City 244, Taiwan(R.O.C.)
Tel: +886-2172-1000 Fax: +886-2172-1322



Peak	Freq	Level	Read	Limit	Over	APos	TPos	Remark	Pol/Phase	Note
	MHz	dBuV/m	dBuV	dB/m	dBuV/m	dB	cm	deg		
1	5637.50	57.85	14.16	43.69	68.20	-10.35	285	251 Peak	Horizontal	
2	5670.00	58.31	14.67	43.64	83.04	-24.73	285	251 Peak	Horizontal	
3	5718.00	57.07	13.33	43.74	110.24	-53.17	285	251 Peak	Horizontal	
4	5724.00	57.23	13.43	43.80	130.16	-72.93	285	251 Peak	Horizontal	
5	5785.00	109.66	65.55	44.11	135.00	-25.34	285	251 Peak	Horizontal	
6	5850.00	57.42	13.35	44.07	135.00	-77.50	285	251 Peak	Horizontal	
7	5862.00	58.38	14.20	44.18	108.84	-50.46	285	251 Peak	Horizontal	
8	5904.00	59.59	15.09	44.50	83.70	-24.11	285	251 Peak	Horizontal	
9	5973.50	59.54	15.12	44.42	68.20	-8.66	285	251 Peak	Horizontal	



TÜV Rheinland Taiwan Ltd.
No. 458-18, Sec 2, Fenliao, Linkou Dist., New Taipei City 244, Taiwan(R.O.C.)
Tel: +886-2172-1000 Fax: +886-2172-1322



Peak	Freq	Level	Read	Limit	Over	APos	TPos	Remark	Pol/Phase	Note
	MHz	dBuV/m	dBuV	dB/m	dBuV/m	dB	cm	deg		
1	5524.00	57.32	13.67	43.65	68.20	-10.88	191	18 Peak	Vertical	
2	5665.00	57.78	14.12	43.66	79.33	-21.55	191	18 Peak	Vertical	
3	5707.50	57.32	13.69	43.63	107.30	-49.98	191	18 Peak	Vertical	
4	5721.00	56.66	12.89	43.77	115.64	-58.98	191	18 Peak	Vertical	
5	5785.00	107.05	62.94	44.11	135.00	-27.95	191	18 Peak	Vertical	
6	5855.00	57.30	13.19	44.11	110.00	-53.50	191	18 Peak	Vertical	
7	5867.50	57.70	13.48	44.22	107.30	-49.60	191	18 Peak	Vertical	
8	5910.00	59.06	14.56	44.50	79.27	-20.21	191	18 Peak	Vertical	
9	5939.00	59.32	14.86	44.46	68.20	-8.88	191	18 Peak	Vertical	

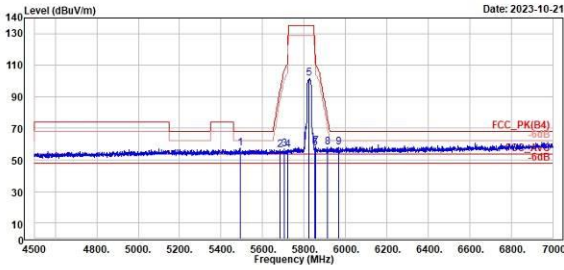
802.11n HT20

CH 165 (Horizontal) Peak

CH 165 (Vertical) Peak



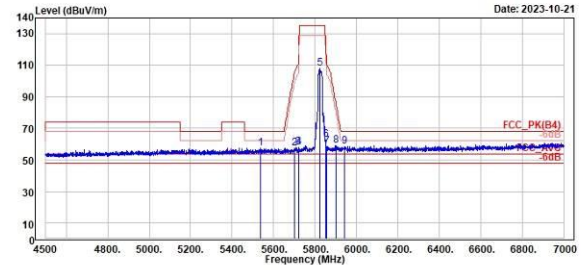
TÜV Rheinland Taiwan Ltd.
No. 458-18, Sec 2, Fenliao, Linkou Dist., New Taipei City 244, Taiwan(R.O.C.)
Tel: +886-2172-1000 Fax: +886-2172-1322



	Freq	Level	Read	Limit	Over	APos	TPos	Remark	Pol/Phase	Note
	MHz	dBuV/m	dBuV	dB/m	dBuV/m	dB	cm	deg		
1	5493.50	57.33	13.67	43.66	68.20	-10.87	270	196 Peak	Horizontal	
2	5684.50	56.66	13.07	43.59	93.76	-37.10	270	196 Peak	Horizontal	
3	5706.00	57.18	13.57	43.61	106.88	-49.70	270	196 Peak	Horizontal	
4	5723.00	56.24	12.45	43.79	125.32	-69.08	270	196 Peak	Horizontal	
5	5825.00	101.63	57.53	44.10	135.00	-33.37	270	196 Peak	Horizontal	
6	5853.00	57.30	13.21	44.09	120.48	-63.18	270	196 Peak	Horizontal	
7	5858.00	58.44	14.31	44.13	109.96	-51.52	270	196 Peak	Horizontal	
8	5913.00	58.01	13.52	44.49	77.05	-19.04	270	196 Peak	Horizontal	
9	5966.00	57.83	13.40	44.43	68.20	-10.37	270	196 Peak	Horizontal	



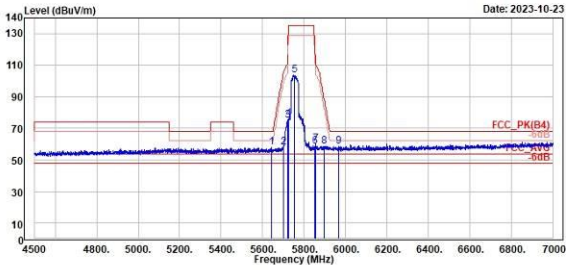
TÜV Rheinland Taiwan Ltd.
No. 458-18, Sec 2, Fenliao, Linkou Dist., New Taipei City 244, Taiwan(R.O.C.)
Tel: +886-2172-1000 Fax: +886-2172-1322



	Freq	Level	Read	Limit	Over	APos	TPos	Remark	Pol/Phase	Note
	MHz	dBuV/m	dBuV	dB/m	dBuV/m	dB	cm	deg		
1	5537.50	57.60	13.97	43.63	68.20	-10.60	218	292 Peak	Vertical	
2	5700.00	57.52	13.98	43.54	105.20	-47.68	218	292 Peak	Vertical	
3	5719.50	58.19	14.43	43.76	110.66	-52.47	218	292 Peak	Vertical	
4	5720.00	57.90	14.14	43.76	110.80	-52.90	218	292 Peak	Vertical	
5	5825.00	108.21	64.11	44.10	135.00	-26.79	218	292 Peak	Vertical	
6	5850.50	63.07	19.00	44.07	132.58	-69.51	218	292 Peak	Vertical	
7	5858.00	58.54	14.41	44.13	109.96	-51.42	218	292 Peak	Vertical	
8	5902.00	59.24	14.73	44.51	85.18	-25.94	218	292 Peak	Vertical	
9	5944.00	58.60	14.15	44.45	68.20	-9.60	218	292 Peak	Vertical	

802.11n HT40
CH 151 (Horizontal) Peak
CH 151 (Vertical) Peak

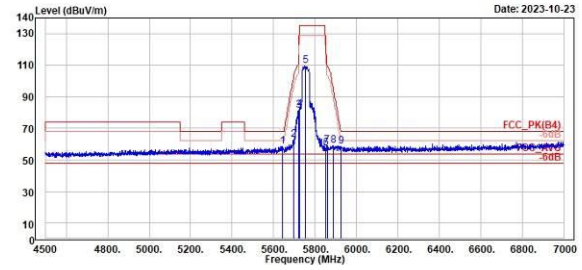

TÜV Rheinland Taiwan Ltd.
 No. 458-18, Sec 2, Fenliao, Linkou Dist., New Taipei City 244, Taiwan(R.O.C.)
 Tel: +886-2172-1000 Fax: +886-2172-1322



	Freq	Level	Read	Limit	Over	APos	TPos	Remark	Pol/Phase	Note
	MHz	dBuV/m	dBuV	dB/m	dBuV/m	dB	cm	deg		
1	5642.50	58.05	14.35	43.70	68.20	-10.15	131	199 Peak	Horizontal	
2	5699.50	58.03	14.49	43.54	104.83	-46.80	131	199 Peak	Horizontal	
3	5726.00	74.87	31.11	43.76	110.80	-35.93	131	199 Peak	Horizontal	
4	5725.00	76.05	32.24	43.81	135.00	-58.95	131	199 Peak	Horizontal	
5	5755.00	103.88	59.79	44.09	135.00	-31.12	131	199 Peak	Horizontal	
6	5851.50	58.38	14.30	44.08	127.74	-69.36	131	199 Peak	Horizontal	
7	5858.00	60.18	16.05	44.13	109.96	-49.78	131	199 Peak	Horizontal	
8	5896.50	58.80	14.32	44.48	89.25	-30.45	131	199 Peak	Horizontal	
9	5965.00	58.56	14.13	44.43	68.20	-9.64	131	199 Peak	Horizontal	



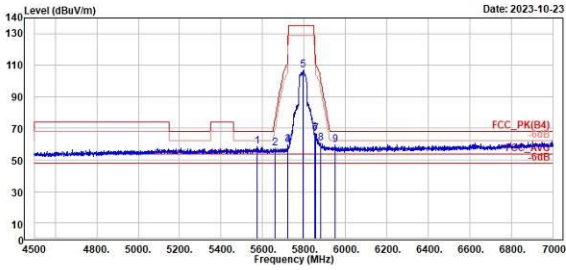
TÜV Rheinland Taiwan Ltd.
 No. 458-18, Sec 2, Fenliao, Linkou Dist., New Taipei City 244, Taiwan(R.O.C.)
 Tel: +886-2172-1000 Fax: +886-2172-1322



	Freq	Level	Read	Limit	Over	APos	TPos	Remark	Pol/Phase	Note
	MHz	dBuV/m	dBuV	dB/m	dBuV/m	dB	cm	deg		
1	5642.50	58.60	14.90	43.70	68.20	-9.60	226	292 Peak	Vertical	
2	5696.50	62.60	19.05	43.55	102.62	-40.02	226	292 Peak	Vertical	
3	5726.00	81.58	37.82	43.76	110.80	-29.22	226	292 Peak	Vertical	
4	5725.00	82.03	38.22	43.81	135.00	-52.97	226	292 Peak	Vertical	
5	5755.00	109.70	65.61	44.09	135.00	-25.30	226	292 Peak	Vertical	
6	5851.50	57.57	13.49	44.08	130.16	-72.59	226	292 Peak	Vertical	
7	5858.00	58.88	14.74	44.14	109.82	-50.94	226	292 Peak	Vertical	
8	5896.50	59.21	14.79	44.42	93.70	-34.49	226	292 Peak	Vertical	
9	5926.50	58.38	13.90	44.48	68.20	-9.82	226	292 Peak	Vertical	

802.11n HT40
CH 159 (Horizontal) Peak
CH 159 (Vertical) Peak

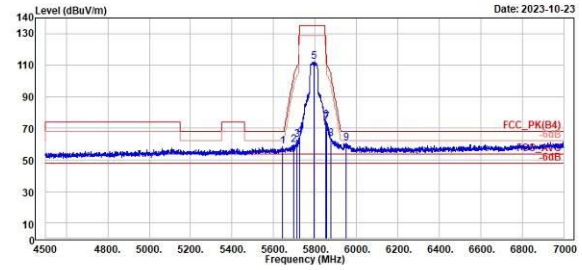

TÜV Rheinland Taiwan Ltd.
 No. 458-18, Sec 2, Fenliao, Linkou Dist., New Taipei City 244, Taiwan(R.O.C.)
 Tel: +886-2172-1000 Fax: +886-2172-1322



	Freq	Level	Read	Limit	Over	APos	TPos	Remark	Pol/Phase	Note
	MHz	dBuV/m	dBuV	dB/m	dBuV/m	dB	cm	deg		
1	5575.00	58.33	14.69	43.64	68.28	-9.87	349	193 Peak	Horizontal	
2	5661.50	57.40	13.74	43.66	76.74	-19.34	349	193 Peak	Horizontal	
3	5720.00	59.36	15.60	43.76	110.80	-51.44	349	193 Peak	Horizontal	
4	5720.00	59.36	15.60	43.76	110.80	-51.44	349	193 Peak	Horizontal	
5	5795.00	107.21	63.09	44.12	135.00	-27.79	349	193 Peak	Horizontal	
6	5853.00	66.93	22.84	44.09	120.48	-53.55	349	193 Peak	Horizontal	
7	5856.00	66.67	22.55	44.12	110.52	-43.85	349	193 Peak	Horizontal	
8	5881.00	60.52	16.18	44.34	100.74	-40.22	349	193 Peak	Horizontal	
9	5951.50	59.62	15.17	44.45	68.28	-8.58	349	193 Peak	Horizontal	



TÜV Rheinland Taiwan Ltd.
 No. 458-18, Sec 2, Fenliao, Linkou Dist., New Taipei City 244, Taiwan(R.O.C.)
 Tel: +886-2172-1000 Fax: +886-2172-1322



	Freq	Level	Read	Limit	Over	APos	TPos	Remark	Pol/Phase	Note
	MHz	dBuV/m	dBuV	dB/m	dBuV/m	dB	cm	deg		
1	5645.00	58.40	14.70	43.70	68.28	-9.88	224	291 Peak	Vertical	
2	5698.50	59.47	15.92	43.55	104.09	-44.62	224	291 Peak	Vertical	
3	5711.50	62.97	19.30	43.67	108.42	-45.45	224	291 Peak	Vertical	
4	5725.00	64.71	20.90	43.81	135.00	-70.29	224	291 Peak	Vertical	
5	5795.00	112.09	67.97	44.12	135.00	-22.91	224	291 Peak	Vertical	
6	5853.00	75.09	31.00	44.09	120.48	-45.39	224	291 Peak	Vertical	
7	5856.00	73.75	29.63	44.12	110.52	-36.77	224	291 Peak	Vertical	
8	5876.00	63.47	19.17	44.30	104.46	-40.99	224	291 Peak	Vertical	
9	5948.50	60.89	16.44	44.45	68.28	-7.31	224	291 Peak	Vertical	

Spurious Emissions, Tx Mode, 9kHz ~30MHz

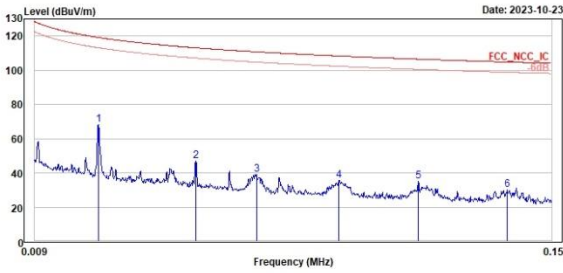
802.11a

CH 165(Open) (9kHz ~ 150kHz)

CH 165(Open) (150kHz ~ 30MHz)



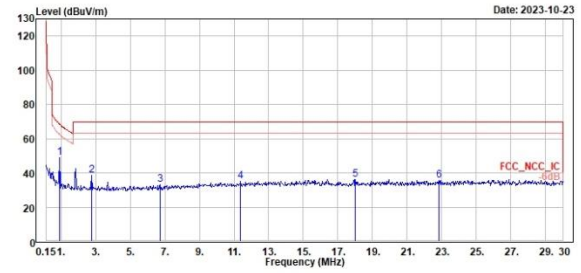
TÜV Rheinland Taiwan Ltd.
No. 458-18, Sec 2, Fenliao, Linkou Dist., New Taipei City 244, Taiwan(R.O.C.)
Tel: +886-2172-1000 Fax: +886-2172-1322



Peak	Freq (MHz)	Level (dBuV/m)	Read Level (dBuV)	Factor (dB/m)	Limit Line (dBuV/m)	Over Limit (dB)	APos (cm)	TPos (deg)	Remark	PoI/Phase	Note
1	0.03	68.43	49.48	18.95	119.13	-50.70	100	87	Peak	Open	
2	0.05	46.73	27.69	19.04	113.11	-66.38	100	284	Peak	Open	
3	0.07	38.83	20.19	18.64	110.76	-71.93	100	200	Peak	Open	
4	0.09	35.52	17.41	18.11	108.32	-72.80	100	218	Peak	Open	
5	0.11	34.98	17.01	17.97	106.49	-71.51	100	198	Peak	Open	
6	0.14	30.34	12.27	18.07	104.81	-74.47	100	210	Peak	Open	



TÜV Rheinland Taiwan Ltd.
No. 458-18, Sec 2, Fenliao, Linkou Dist., New Taipei City 244, Taiwan(R.O.C.)
Tel: +886-2172-1000 Fax: +886-2172-1322



Peak	Freq (MHz)	Level (dBuV/m)	Read Level (dBuV)	Factor (dB/m)	Limit Line (dBuV/m)	Over Limit (dB)	APos (cm)	TPos (deg)	Remark	PoI/Phase	Note
1	0.93	40.98	29.94	19.04	68.27	-19.29	100	123	Peak	Open	
2	2.78	38.61	19.83	19.58	69.50	-30.89	100	106	Peak	Open	
3	6.75	33.15	12.92	20.23	69.50	-36.35	100	346	Peak	Open	
4	11.37	35.31	13.63	21.68	69.50	-34.19	100	197	Peak	Open	
5	18.00	35.89	13.73	22.16	69.50	-33.61	100	146	Peak	Open	
6	22.84	35.48	13.16	22.32	69.50	-34.02	100	58	Peak	Open	

Spurious Emissions, Tx Mode, 30MHz ~ 1GHz

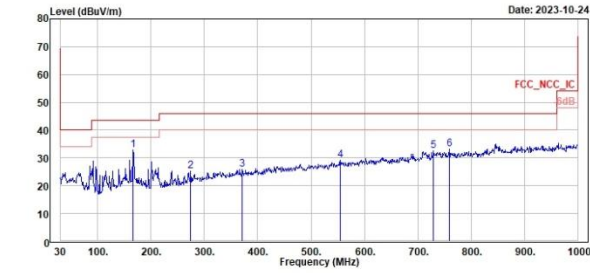
802.11a

CH 165 (Horizontal)

CH 165 (Vertical)



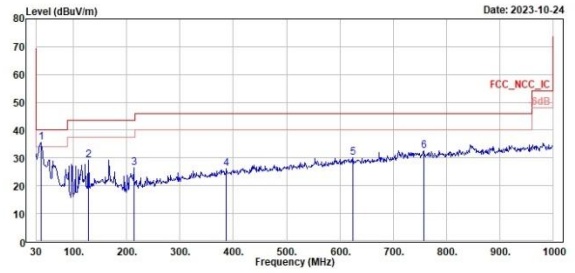
TUV Rheinland Taiwan Ltd.
No. 458-18, Sec 2, Fenliao, Linkou Dist., New Taipei City 244, Taiwan(R.O.C.)
Tel: +886-2172-1000 Fax: +886-2172-1322



Peak	Freq (MHz)	Level (dBuV/m)	Read Level (dBuV)	Level Factor (dB/m)	Limit Line (dBuV/m)	Over Limit (dB)	APos (cm)	TPos (deg)	Remark	Pol/Phase	Note
1	166.77	32.95	38.61	-5.66	43.50	-10.55	200	62	Peak	Horizontal	
2	274.44	25.16	30.77	-5.61	46.00	-20.84	100	158	Peak	Horizontal	
3	371.44	25.99	29.36	-3.37	46.00	-20.01	100	336	Peak	Horizontal	
4	554.77	29.09	29.13	-0.04	46.00	-16.91	100	164	Peak	Horizontal	
5	729.37	32.68	30.54	2.14	46.00	-13.32	100	44	Peak	Horizontal	
6	759.44	33.17	29.91	3.26	46.00	-12.83	151	360	Peak	Horizontal	



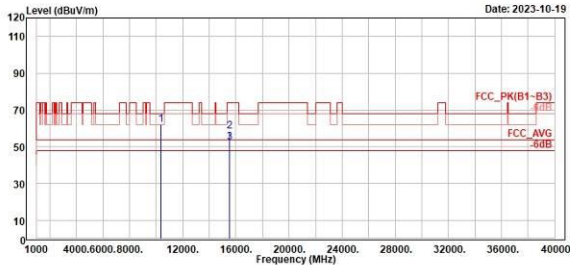
TUV Rheinland Taiwan Ltd.
No. 458-18, Sec 2, Fenliao, Linkou Dist., New Taipei City 244, Taiwan(R.O.C.)
Tel: +886-2172-1000 Fax: +886-2172-1322



Peak	Freq (MHz)	Level (dBuV/m)	Read Level (dBuV)	Level Factor (dB/m)	Limit Line (dBuV/m)	Over Limit (dB)	APos (cm)	TPos (deg)	Remark	Pol/Phase	Note
1	38.73	35.68	42.70	-7.02	40.00	-4.32	100	340	Peak	Vertical	
2	127.97	29.16	37.34	-8.18	43.50	-14.34	100	278	Peak	Vertical	
3	213.33	26.50	34.99	-8.49	43.50	-17.00	100	161	Peak	Vertical	
4	386.96	26.22	29.22	-3.00	46.00	-19.78	200	329	Peak	Vertical	
5	624.61	30.01	29.11	0.90	46.00	-15.99	300	318	Peak	Vertical	
6	757.50	32.43	29.13	3.30	46.00	-13.57	200	177	Peak	Vertical	

Spurious Emissions, Tx Mode, 1GHz ~ 40GHz
U-NII-1
802.11a
CH 36 (Horizontal)
CH 36 (Vertical)

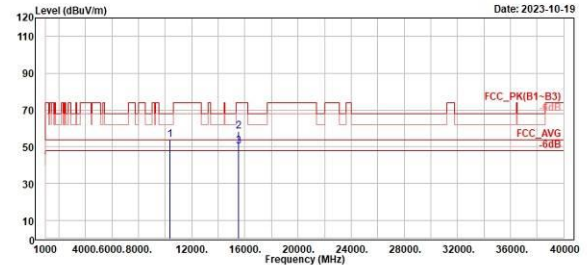

TÜV Rheinland Taiwan Ltd.
 No. 458-18, Sec 2, Fenliao, Linkou Dist., New Taipei City 244, Taiwan(R.O.C.)
 Tel: +886-2172-1000 Fax: +886-2172-1322



Freq	Level	Read Level Factor	Limit Line	Over Limit	APos	TPos	Remark	Pol/Phase	Note
MHz	dBuV/m	dBuV	dB/m	dBuV/m	dB	cm	deg		
1 18360.00	62.25	63.00	-0.75	68.20	-5.95	300	261 Peak	Horizontal	
2 15540.00	58.34	51.38	6.96	74.00	-15.66	316	294 Peak	Horizontal	
3 15540.00	52.54	45.58	6.96	54.00	-1.46	316	294 Average	Horizontal	



TÜV Rheinland Taiwan Ltd.
 No. 458-18, Sec 2, Fenliao, Linkou Dist., New Taipei City 244, Taiwan(R.O.C.)
 Tel: +886-2172-1000 Fax: +886-2172-1322



Freq	Level	Read Level Factor	Limit Line	Over Limit	APos	TPos	Remark	Pol/Phase	Note
MHz	dBuV/m	dBuV	dB/m	dBuV/m	dB	cm	deg		
1 18360.00	54.04	54.79	-0.75	68.20	-14.16	300	240 Peak	Vertical	
2 15540.00	58.23	51.27	6.96	74.00	-15.77	200	237 Peak	Vertical	
3 15540.00	50.07	43.11	6.96	54.00	-3.93	200	237 Average	Vertical	

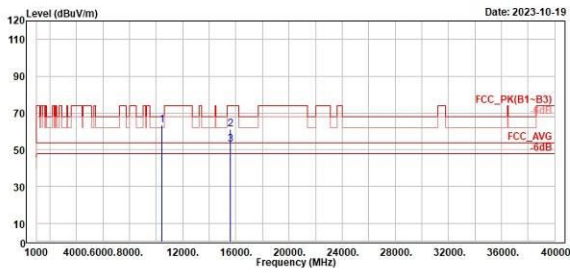
802.11a

CH 40 (Horizontal)

CH 40 (Vertical)



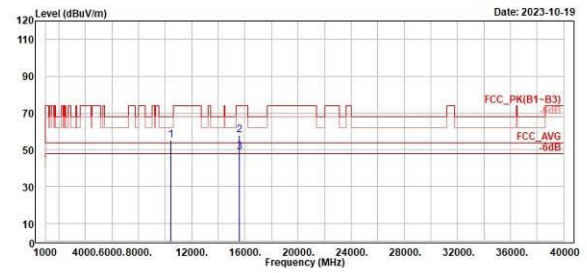
TUV Rheinland Taiwan Ltd.
No. 458-18, Sec 2, Fenliao, Linkou Dist., New Taipei City 244, Taiwan(R.O.C.)
Tel: +886-2172-1000 Fax: +886-2172-1322



Read	Limit	Over	APos	TPos	Remark	Pol/Phase	Note
Level	Line	Limit					
Factor							
dBuV	dBuV/m	dB	cm	deg			
63.37	64.87	-0.70	68.20	-4.83	300	258 Peak	Horizontal
60.91	53.97	6.94	74.00	-13.00	300	292 Peak	Horizontal
52.93	45.99	6.94	54.00	-1.07	300	292 Average	Horizontal



TUV Rheinland Taiwan Ltd.
No. 458-18, Sec 2, Fenliao, Linkou Dist., New Taipei City 244, Taiwan(R.O.C.)
Tel: +886-2172-1000 Fax: +886-2172-1322



Read	Limit	Over	APos	TPos	Remark	Pol/Phase	Note
Level	Line	Limit					
Factor							
dBuV	dBuV/m	dB	cm	deg			
55.42	56.12	-0.70	68.20	-12.78	100	150 Peak	Vertical
58.05	51.11	6.94	74.00	-15.95	300	140 Peak	Vertical
48.81	41.87	6.94	54.00	-5.19	300	140 Average	Vertical

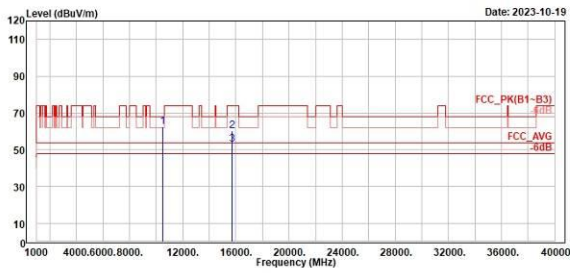
802.11a

CH 48 (Horizontal)

CH 48 (Vertical)



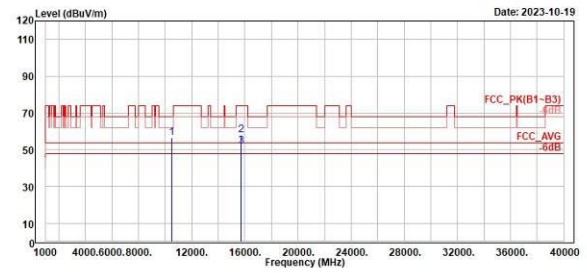
TUV Rheinland Taiwan Ltd.
No. 458-18, Sec 2, Fenliao, Linkou Dist., New Taipei City 244, Taiwan(R.O.C.)
Tel: +886-2172-1000 Fax: +886-2172-1322



Freq	Level	Read Level	Factor	Limit Line	Over Limit	APos	TPos	Remark	Pol/Phase	Note
MHz	dBuV/m	dBuV	dB/m	dBuV/m	dB	cm	deg			
1 10480.00	62.30	62.83	-0.53	68.20	-5.90	390	265	Peak	Horizontal	
2 15720.00	60.43	52.96	7.47	74.00	-13.57	195	43	Peak	Horizontal	
3 15720.00	52.85	45.38	7.47	54.00	-1.15	195	43	Average	Horizontal	



TUV Rheinland Taiwan Ltd.
No. 458-18, Sec 2, Fenliao, Linkou Dist., New Taipei City 244, Taiwan(R.O.C.)
Tel: +886-2172-1000 Fax: +886-2172-1322



Freq	Level	Read Level	Factor	Limit Line	Over Limit	APos	TPos	Remark	Pol/Phase	Note
MHz	dBuV/m	dBuV	dB/m	dBuV/m	dB	cm	deg			
1 10480.00	56.41	56.94	-0.53	68.20	-11.79	100	191	Peak	Vertical	
2 15720.00	58.14	50.67	7.47	74.00	-15.86	200	191	Peak	Vertical	
3 15720.00	51.95	44.48	7.47	54.00	-2.05	200	191	Average	Vertical	

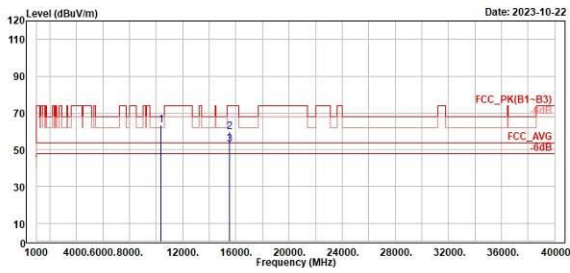
802.11n HT20

CH 36 (Horizontal)

CH 36 (Vertical)



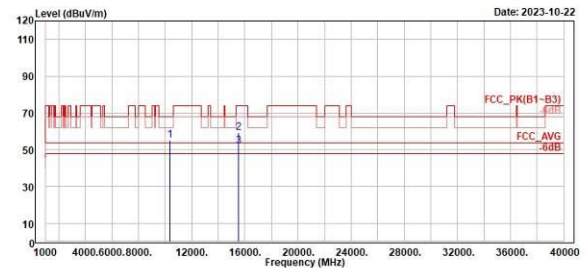
TUV Rheinland Taiwan Ltd.
No. 458-18, Sec 2, Fenliao, Linkou Dist., New Taipei City 244, Taiwan(R.O.C.)
Tel: +886-2172-1000 Fax: +886-2172-1322



Read	Limit	Over	APos	TPos	Remark	Pol/Phase	Note
Level	Line	Limit					
Factor							
dBuV	dBuV/m	dB	cm	deg			
63.53	64.28	-0.75	68.20	-4.67	190	227 Peak	Horizontal
59.95	52.99	6.96	74.00	-14.05	200	302 Peak	Horizontal
52.73	45.77	6.96	54.00	-1.27	200	302 Average	Horizontal



TUV Rheinland Taiwan Ltd.
No. 458-18, Sec 2, Fenliao, Linkou Dist., New Taipei City 244, Taiwan(R.O.C.)
Tel: +886-2172-1000 Fax: +886-2172-1322



Read	Limit	Over	APos	TPos	Remark	Pol/Phase	Note
Level	Line	Limit					
Factor							
dBuV	dBuV/m	dB	cm	deg			
55.23	55.98	-0.75	68.20	-12.97	300	265 Peak	Vertical
59.45	52.49	6.96	74.00	-14.55	200	345 Peak	Vertical
51.87	44.91	6.96	54.00	-2.13	200	345 Average	Vertical

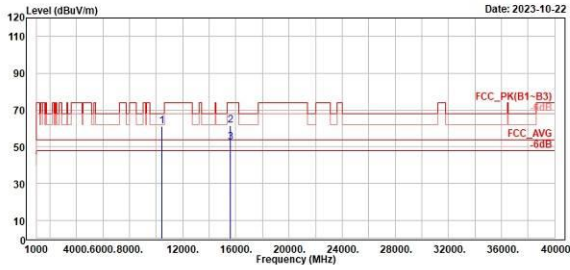
802.11n HT20

CH 40 (Horizontal)

CH 40 (Vertical)



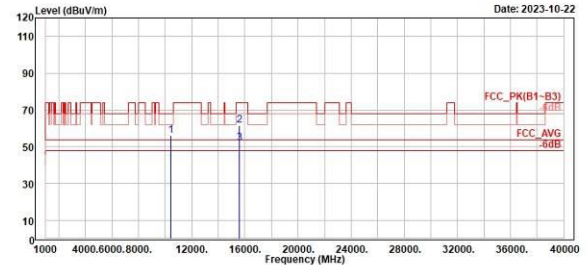
TUV Rheinland Taiwan Ltd.
No. 458-18, Sec 2, Fenliao, Linkou Dist., New Taipei City 244, Taiwan(R.O.C.)
Tel: +886-2172-1000 Fax: +886-2172-1322



Read	Limit	Over	APos	TPos	Remark	Pol/Phase	Note
Level	Line	Limit					
Factor							
dBuV	dBuV/m	dBuV/m	cm	deg			
61.74	52.00	-7.16	100	188	Peak	Horizontal	
54.59	52.00	-12.47	200	52	Peak	Horizontal	
45.61	54.00	-1.45	200	52	Average	Horizontal	



TUV Rheinland Taiwan Ltd.
No. 458-18, Sec 2, Fenliao, Linkou Dist., New Taipei City 244, Taiwan(R.O.C.)
Tel: +886-2172-1000 Fax: +886-2172-1322



Read	Limit	Over	APos	TPos	Remark	Pol/Phase	Note
Level	Line	Limit					
Factor							
dBuV	dBuV/m	dBuV/m	cm	deg			
56.63	52.00	-12.27	100	292	Peak	Vertical	
54.47	52.00	-12.59	200	338	Peak	Vertical	
44.89	54.00	-2.17	200	338	Average	Vertical	

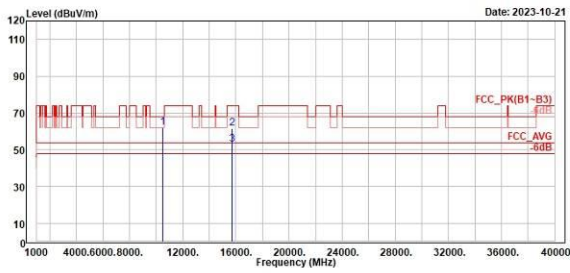
802.11n HT20

CH 48 (Horizontal)

CH 48 (Vertical)



TÜV Rheinland Taiwan Ltd.
No. 458-18, Sec 2, Fenliao, Linkou Dist., New Taipei City 244, Taiwan(R.O.C.)
Tel: +886-2172-1000 Fax: +886-2172-1322

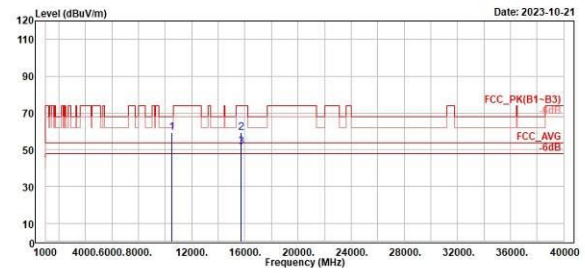


Date: 2023-10-21

Freq	Level	Read Level	Factor	Limit Line	Over Limit	APos	TPos	Remark	Pol/Phase	Note
MHz	dBuV/m	dBuV	dB/m	dBuV/m	dB	cm	deg			
1	10480.00	62.01	62.54	-0.53	68.20	-6.19	190	191 Peak	Horizontal	
2	15720.00	61.73	54.26	7.47	74.00	-12.27	300	320 Peak	Horizontal	
3	15720.00	52.76	45.29	7.47	54.00	-1.24	300	320 Average	Horizontal	



TÜV Rheinland Taiwan Ltd.
No. 458-18, Sec 2, Fenliao, Linkou Dist., New Taipei City 244, Taiwan(R.O.C.)
Tel: +886-2172-1000 Fax: +886-2172-1322



Date: 2023-10-21

Freq	Level	Read Level	Factor	Limit Line	Over Limit	APos	TPos	Remark	Pol/Phase	Note
MHz	dBuV/m	dBuV	dB/m	dBuV/m	dB	cm	deg			
1	10480.00	59.24	59.77	-0.53	68.20	-8.96	300	218 Peak	Vertical	
2	15720.00	59.34	51.87	7.47	74.00	-14.66	300	165 Peak	Vertical	
3	15720.00	51.58	44.11	7.47	54.00	-2.42	300	165 Average	Vertical	

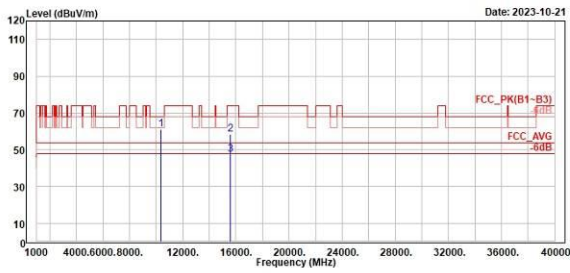
802.11n HT40

CH 38 (Horizontal)

CH 38 (Vertical)



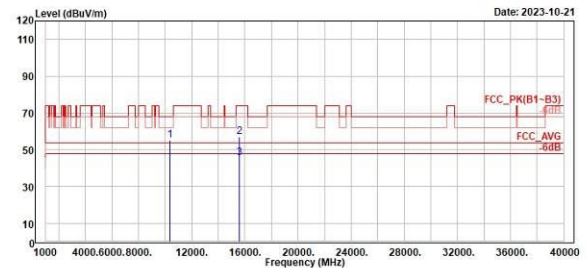
TUV Rheinland Taiwan Ltd.
No. 458-18, Sec 2, Fenliao, Linkou Dist., New Taipei City 244, Taiwan(R.O.C.)
Tel: +886-2172-1000 Fax: +886-2172-1322



	Read Level	Level Factor	Limit Line	Over Limit	APos	TPos	Remark	Pol/Phase	Note
	dBuV/m	dBuV	dB/m	dBuV/m	dB	cm	deg		
1	10380.00	69.94	61.66	-0.72	68.20	-7.26	190	190	Peak Horizontal
2	15570.00	58.45	51.49	6.96	74.00	-15.55	189	56	Peak Horizontal
3	15570.00	47.52	40.56	6.96	54.00	-6.48	189	56	Average Horizontal



TUV Rheinland Taiwan Ltd.
No. 458-18, Sec 2, Fenliao, Linkou Dist., New Taipei City 244, Taiwan(R.O.C.)
Tel: +886-2172-1000 Fax: +886-2172-1322



	Read Level	Level Factor	Limit Line	Over Limit	APos	TPos	Remark	Pol/Phase	Note
	dBuV/m	dBuV	dB/m	dBuV/m	dB	cm	deg		
1	10380.00	55.18	55.90	-0.72	68.20	-13.02	400	141	Peak Vertical
2	15570.00	57.20	50.24	6.96	74.00	-16.80	400	119	Peak Vertical
3	15570.00	45.85	38.89	6.96	54.00	-8.15	400	119	Average Vertical

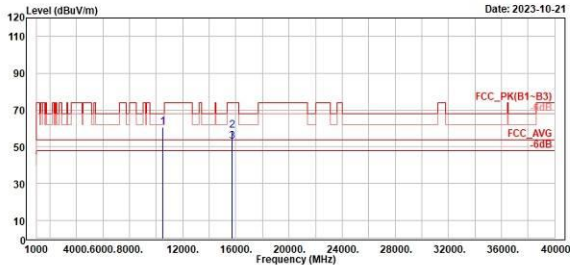
802.11n HT40

CH 46 (Horizontal)

CH 46 (Vertical)



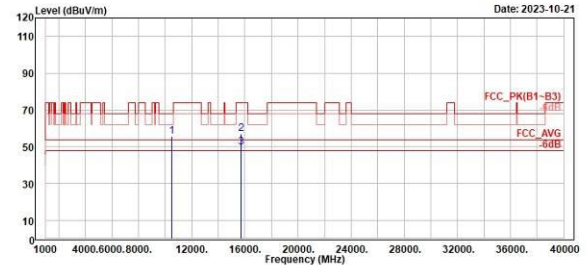
TUV Rheinland Taiwan Ltd.
No. 458-18, Sec 2, Fenliao, Linkou Dist., New Taipei City 244, Taiwan(R.O.C.)
Tel: +886-2172-1000 Fax: +886-2172-1322



Read	Limit	Over	APos	TPos	Remark	Pol/Phase	Note
Level	Line	Limit					
Factor							
dBuV	dBuV/m	dB	cm	deg			
61.00	54.00	-7.70	190	196	Peak	Horizontal	
51.60	54.00	-14.05	200	57	Peak	Horizontal	
45.35	54.00	-1.20	200	57	Average	Horizontal	

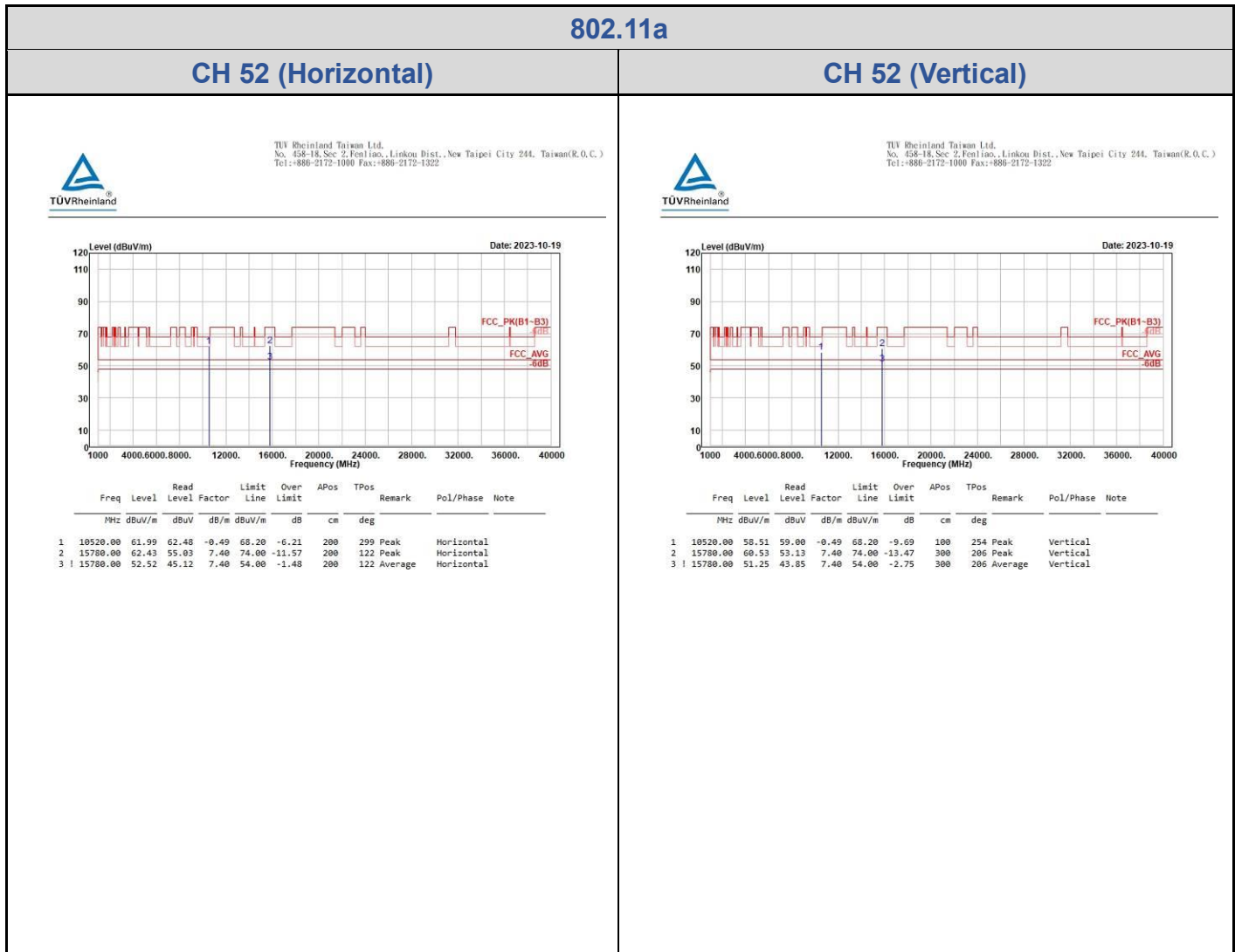


TUV Rheinland Taiwan Ltd.
No. 458-18, Sec 2, Fenliao, Linkou Dist., New Taipei City 244, Taiwan(R.O.C.)
Tel: +886-2172-1000 Fax: +886-2172-1322



Read	Limit	Over	APos	TPos	Remark	Pol/Phase	Note
Level	Line	Limit					
Factor							
dBuV	dBuV/m	dB	cm	deg			
55.80	54.00	-12.32	100	349	Peak	Vertical	
49.70	54.00	-16.85	298	181	Peak	Vertical	
42.13	54.00	-4.42	298	181	Average	Vertical	

U-NII-2A



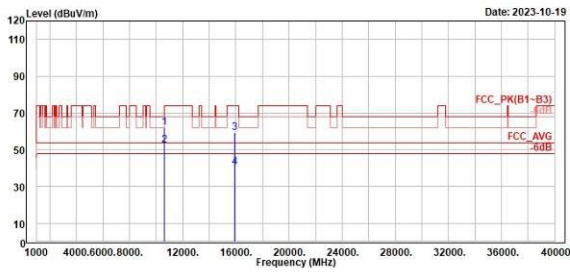
802.11a

CH 60 (Horizontal)

CH 60 (Vertical)



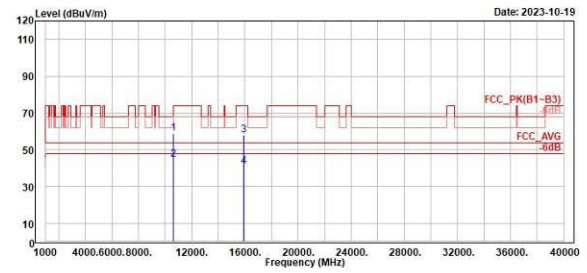
TUV Rheinland Taiwan Ltd.
No. 458-18, Sec 2, Fenliao, Linkou Dist., New Taipei City 244, Taiwan(R.O.C.)
Tel: +886-2172-1000 Fax: +886-2172-1322



Freq	Level	Read Level Factor	Limit Line	Over Limit	APos	TPos	Remark	Pol/Phase	Note
MHz	dBuV/m	dBuV	dB/m	dBuV/m	dB	cm	deg		
1	18690.00	61.85	62.30	-0.45	74.00	-12.15	300	253 Peak	Horizontal
2	18690.00	52.68	53.13	-0.45	54.00	-1.32	300	253 Average	Horizontal
3	15900.00	59.35	51.82	7.53	74.00	-14.65	300	229 Peak	Horizontal
4	15900.00	48.75	33.22	7.53	54.00	-13.25	300	229 Average	Horizontal



TUV Rheinland Taiwan Ltd.
No. 458-18, Sec 2, Fenliao, Linkou Dist., New Taipei City 244, Taiwan(R.O.C.)
Tel: +886-2172-1000 Fax: +886-2172-1322



Freq	Level	Read Level Factor	Limit Line	Over Limit	APos	TPos	Remark	Pol/Phase	Note
MHz	dBuV/m	dBuV	dB/m	dBuV/m	dB	cm	deg		
1	18690.00	58.66	59.11	-0.45	74.00	-15.34	300	216 Peak	Vertical
2	18690.00	44.75	45.20	-0.45	54.00	-9.25	300	216 Average	Vertical
3	15900.00	57.79	50.26	7.53	74.00	-16.21	200	337 Peak	Vertical
4	15900.00	41.02	33.49	7.53	54.00	-12.98	200	337 Average	Vertical

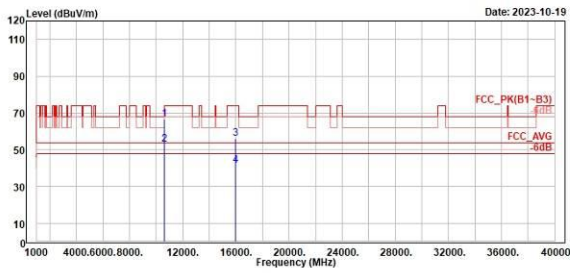
802.11a

CH 64 (Horizontal)

CH 64 (Vertical)



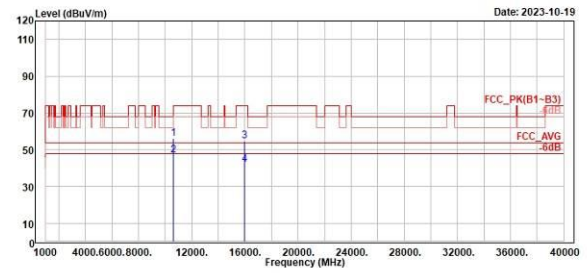
TUV Rheinland Taiwan Ltd.
No. 458-18, Sec 2, Fenliao, Linkou Dist., New Taipei City 244, Taiwan(R.O.C.)
Tel: +886-2172-1000 Fax: +886-2172-1322



Freq	Level	Read Level Factor	Limit Line	Over Limit	APos	TPos	Remark	Pol/Phase	Note
MHz	dBuV/m	dBuV	dB/m	dBuV/m	dB	cm	deg		
1 18640.00	66.03	67.22	-0.39	74.00	-7.17	164	297 Peak	Horizontal	
2 18640.00	52.82	53.21	-0.39	54.00	-1.18	164	297 Average	Horizontal	
3 15960.00	56.03	48.46	7.57	74.00	-17.97	200	306 Peak	Horizontal	
4 15960.00	41.62	34.05	7.57	54.00	-12.38	200	306 Average	Horizontal	



TUV Rheinland Taiwan Ltd.
No. 458-18, Sec 2, Fenliao, Linkou Dist., New Taipei City 244, Taiwan(R.O.C.)
Tel: +886-2172-1000 Fax: +886-2172-1322



Freq	Level	Read Level Factor	Limit Line	Over Limit	APos	TPos	Remark	Pol/Phase	Note
MHz	dBuV/m	dBuV	dB/m	dBuV/m	dB	cm	deg		
1 18640.00	56.13	56.52	-0.39	74.00	-17.87	300	227 Peak	Vertical	
2 18640.00	47.20	47.59	-0.39	54.00	-6.80	300	227 Average	Vertical	
3 15960.00	54.60	47.83	7.57	74.00	-19.40	300	334 Peak	Vertical	
4 15960.00	41.76	34.19	7.57	54.00	-12.24	300	334 Average	Vertical	

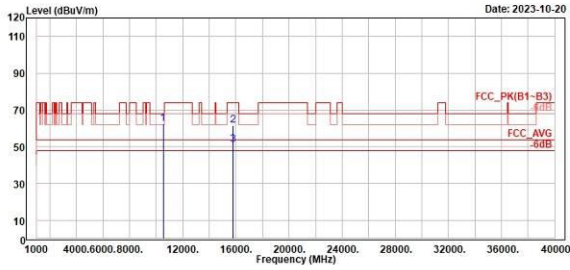
802.11n HT20

CH 52 (Horizontal)

CH 52 (Vertical)



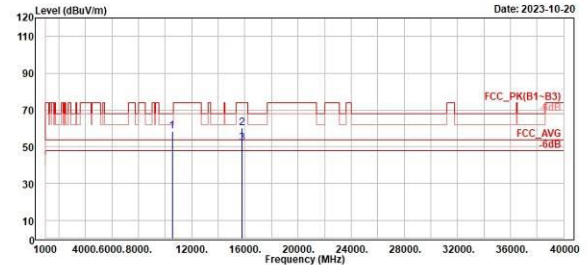
TUV Rheinland Taiwan Ltd.
No. 458-18, Sec 2, Fenliao, Linkou Dist., New Taipei City 244, Taiwan(R.O.C.)
Tel: +886-2172-1000 Fax: +886-2172-1322



Freq	Level	Read Level	Factor	Limit Line	Over Limit	APos	TPos	Remark	Pol/Phase	Note
MHz	dBuV/m	dBuV	dB/m	dBuV/m	dB	cm	deg			
1	15780.00	62.50	62.99	-0.49	68.20	-5.70	300	268 Peak	Horizontal	
2	15780.00	61.62	54.22	7.40	74.00	-12.38	300	231 Peak	Horizontal	
3	15780.00	51.18	43.78	7.40	54.00	-2.82	300	231 Average	Horizontal	



TUV Rheinland Taiwan Ltd.
No. 458-18, Sec 2, Fenliao, Linkou Dist., New Taipei City 244, Taiwan(R.O.C.)
Tel: +886-2172-1000 Fax: +886-2172-1322



Freq	Level	Read Level	Factor	Limit Line	Over Limit	APos	TPos	Remark	Pol/Phase	Note
MHz	dBuV/m	dBuV	dB/m	dBuV/m	dB	cm	deg			
1	15780.00	58.18	58.67	-0.49	68.20	-10.02	300	218 Peak	Vertical	
2	15780.00	60.06	52.66	7.40	74.00	-13.94	351	157 Peak	Vertical	
3	15780.00	51.95	44.55	7.40	54.00	-2.05	351	157 Average	Vertical	

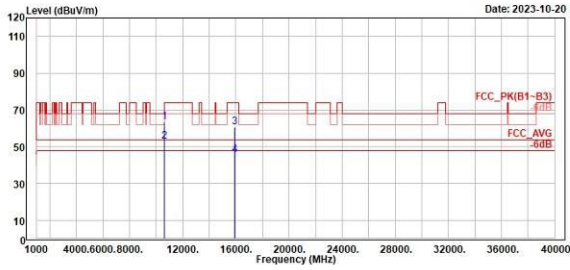
802.11n HT20

CH 60 (Horizontal)

CH 60 (Vertical)



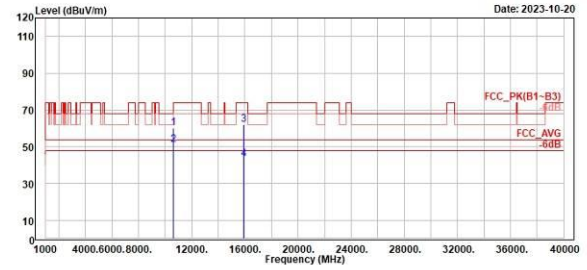
TUV Rheinland Taiwan Ltd.
No. 458-18, Sec 2, Fenliao, Linkou Dist., New Taipei City 244, Taiwan(R.O.C.)
Tel: +886-2172-1000 Fax: +886-2172-1322



	Freq	Level	Read Level Factor	Limit Line	Over Limit	APos	TPos	Remark	Pol/Phase	Note
	MHz	dBuV/m	dBuV	dB/m	dBuV/m	dB	cm	deg		
1	18690.00	63.57	64.82	-0.45	74.00	-10.43	300	266 Peak	Horizontal	
2	18690.00	52.78	53.23	-0.45	54.00	-1.22	300	266 Average	Horizontal	
3	15900.00	60.67	53.14	7.53	74.00	-13.33	300	138 Peak	Horizontal	
4	15900.00	45.85	38.32	7.53	54.00	-8.15	300	138 Average	Horizontal	



TUV Rheinland Taiwan Ltd.
No. 458-18, Sec 2, Fenliao, Linkou Dist., New Taipei City 244, Taiwan(R.O.C.)
Tel: +886-2172-1000 Fax: +886-2172-1322



	Freq	Level	Read Level Factor	Limit Line	Over Limit	APos	TPos	Remark	Pol/Phase	Note
	MHz	dBuV/m	dBuV	dB/m	dBuV/m	dB	cm	deg		
1	18690.00	60.14	60.59	-0.45	74.00	-13.86	300	220 Peak	Vertical	
2	18690.00	51.01	51.46	-0.45	54.00	-2.99	300	220 Average	Vertical	
3	15900.00	62.01	54.48	7.53	74.00	-11.99	300	166 Peak	Vertical	
4	15900.00	43.41	35.88	7.53	54.00	-10.59	300	166 Average	Vertical	

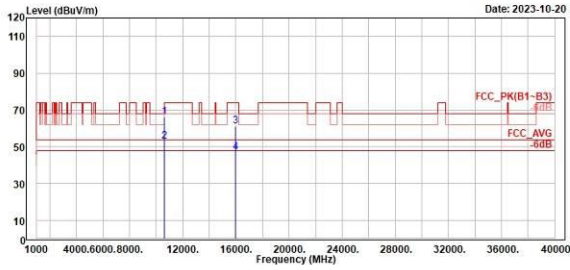
802.11n HT20

CH 64 (Horizontal)

CH 64 (Vertical)



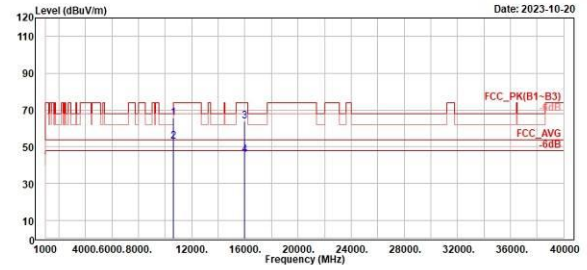
TUV Rheinland Taiwan Ltd.
No. 458-18, Sec 2, Fenliao, Linkou Dist., New Taipei City 244, Taiwan(R.O.C.)
Tel: +886-2172-1000 Fax: +886-2172-1322



Freq	Level	Read Level	Factor	Limit Line	Over Limit	APos	TPos	Remark	Pol/Phase	Note
MHz	dBuV/m	dBuV	dB/m	dBuV/m	dB	cm	deg			
1	18640.00	66.26	66.65	-0.39	74.00	-7.74	300	263 Peak	Horizontal	
2	18640.00	52.84	53.23	-0.39	54.00	-1.16	300	263 Average	Horizontal	
3	15960.00	60.97	53.40	7.57	74.00	-13.03	200	96 Peak	Horizontal	
4	15960.00	46.84	39.27	7.57	54.00	-7.16	200	96 Average	Horizontal	



TUV Rheinland Taiwan Ltd.
No. 458-18, Sec 2, Fenliao, Linkou Dist., New Taipei City 244, Taiwan(R.O.C.)
Tel: +886-2172-1000 Fax: +886-2172-1322



Freq	Level	Read Level	Factor	Limit Line	Over Limit	APos	TPos	Remark	Pol/Phase	Note
MHz	dBuV/m	dBuV	dB/m	dBuV/m	dB	cm	deg			
1	18640.00	65.62	66.01	-0.39	74.00	-8.38	300	220 Peak	Vertical	
2	18640.00	52.83	53.22	-0.39	54.00	-1.17	300	220 Average	Vertical	
3	15960.00	63.76	56.19	7.57	74.00	-10.24	300	351 Peak	Vertical	
4	15960.00	45.56	37.99	7.57	54.00	-8.44	300	351 Average	Vertical	

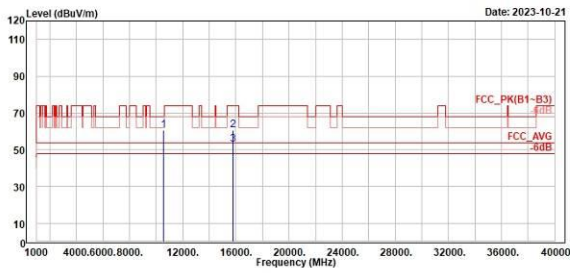
802.11n HT40

CH 54 (Horizontal)

CH 54 (Vertical)



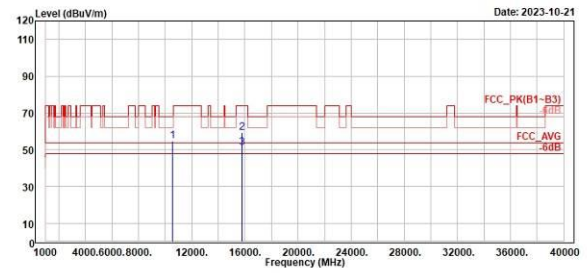
TUV Rheinland Taiwan Ltd.
No. 458-18, Sec 2, Fenliao, Linkou Dist., New Taipei City 244, Taiwan(R.O.C.)
Tel: +886-2172-1000 Fax: +886-2172-1322



Read	Limit	Over	APos	TPos	Remark	Pol/Phase	Note
Level	Line	Limit					
Factor							
dBuV	dBuV/m	dB	cm	deg			
68.73	61.20	-7.47	190	147	Peak	Horizontal	
53.52	74.00	-13.10	400	311	Peak	Horizontal	
45.46	54.00	-1.16	400	311	Average	Horizontal	



TUV Rheinland Taiwan Ltd.
No. 458-18, Sec 2, Fenliao, Linkou Dist., New Taipei City 244, Taiwan(R.O.C.)
Tel: +886-2172-1000 Fax: +886-2172-1322



Read	Limit	Over	APos	TPos	Remark	Pol/Phase	Note
Level	Line	Limit					
Factor							
dBuV	dBuV/m	dB	cm	deg			
54.75	55.22	-0.47	300	216	Peak	Vertical	
59.38	52.00	7.38	400	125	Peak	Vertical	
43.80	54.00	-2.82	400	125	Average	Vertical	

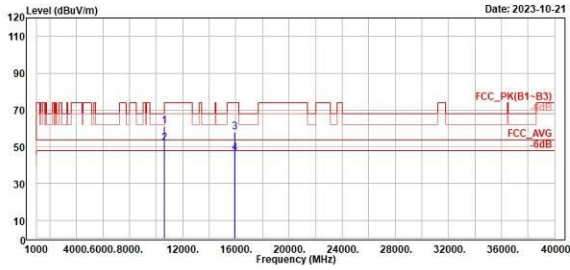
802.11n HT40

CH 62 (Horizontal)

CH 62 (Vertical)



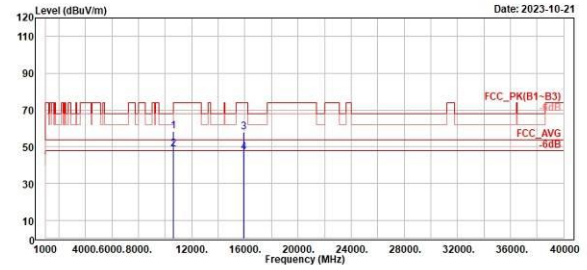
TUV Rheinland Taiwan Ltd.
No. 458-18, Sec 2, Fenliao, Linkou Dist., New Taipei City 244, Taiwan(R.O.C.)
Tel: +886-2172-1000 Fax: +886-2172-1322



	Freq	Level	Read Level Factor	Limit Line	Over Limit	APos	TPos	Remark	Pol/Phase	Note
	MHz	dBuV/m	dBuV	dB/m	dBuV/m	dB	cm	deg		
1	18620.00	68.94	61.37	-0.43	74.00	-13.06	100	142 Peak	Horizontal	
2	18620.00	51.87	52.30	-0.43	54.00	-2.13	100	142 Average	Horizontal	
3	15930.00	57.96	50.42	7.54	74.00	-16.04	200	304 Peak	Horizontal	
4	15930.00	46.45	38.91	7.54	54.00	-7.55	200	304 Average	Horizontal	

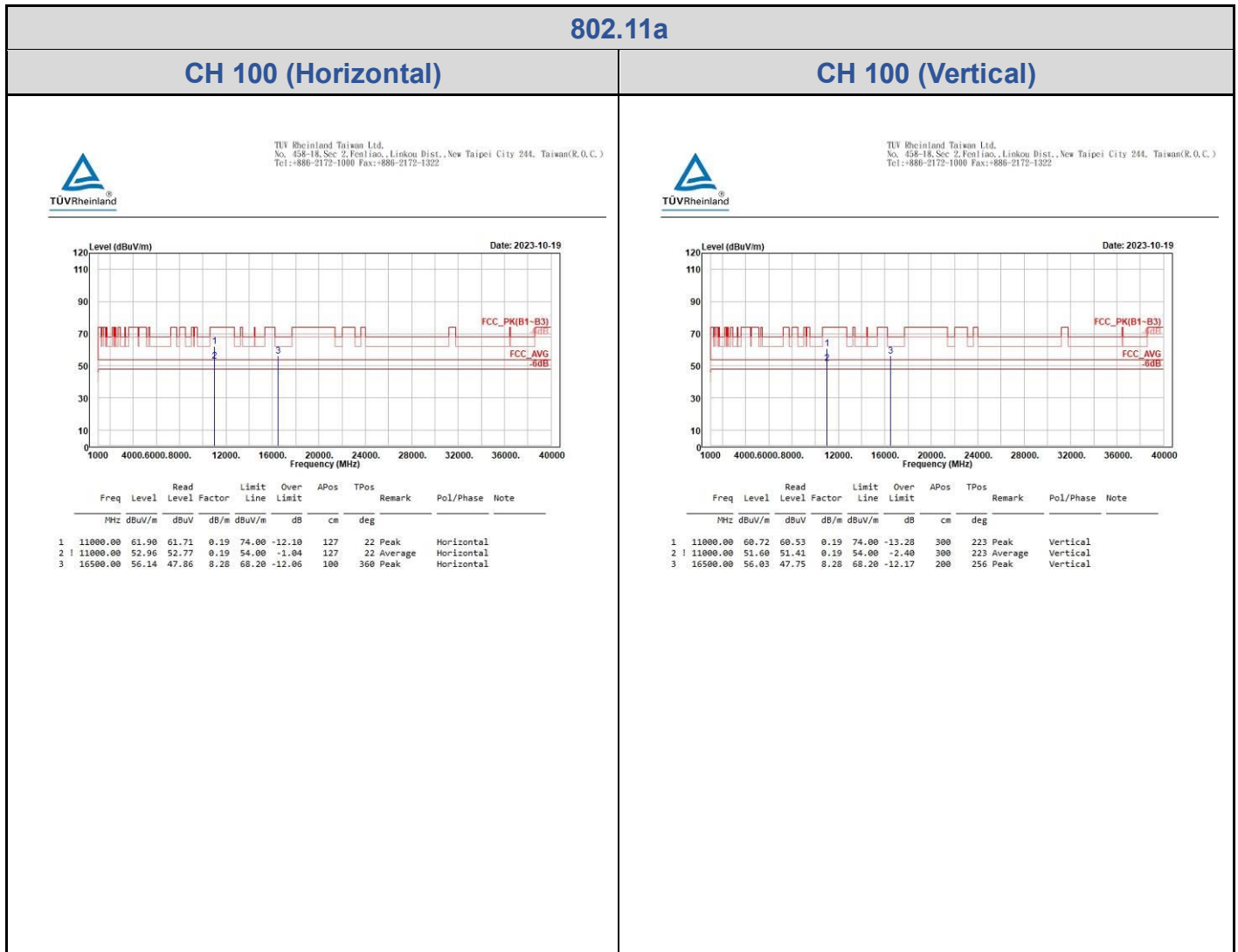


TUV Rheinland Taiwan Ltd.
No. 458-18, Sec 2, Fenliao, Linkou Dist., New Taipei City 244, Taiwan(R.O.C.)
Tel: +886-2172-1000 Fax: +886-2172-1322



	Freq	Level	Read Level Factor	Limit Line	Over Limit	APos	TPos	Remark	Pol/Phase	Note
	MHz	dBuV/m	dBuV	dB/m	dBuV/m	dB	cm	deg		
1	18620.00	58.37	58.80	-0.43	74.00	-15.63	300	224 Peak	Vertical	
2	18620.00	46.77	49.20	-0.43	54.00	-5.23	300	224 Average	Vertical	
3	15930.00	57.82	50.28	7.54	74.00	-16.18	300	186 Peak	Vertical	
4	15930.00	46.88	39.34	7.54	54.00	-7.12	300	186 Average	Vertical	

U-NII-2C



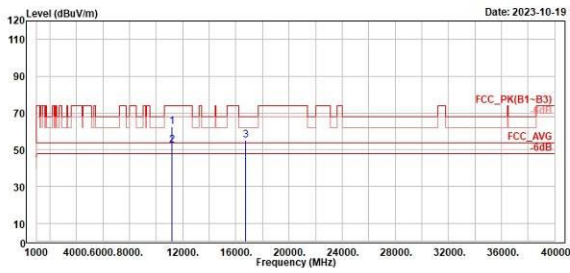
802.11a

CH 116 (Horizontal)

CH 116 (Vertical)



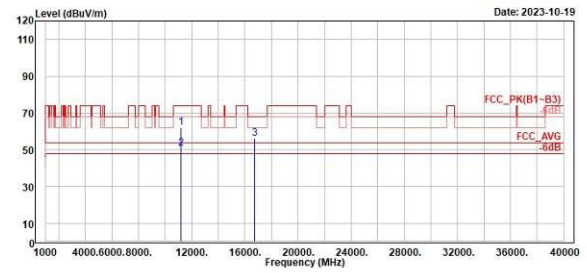
TUV Rheinland Taiwan Ltd.
No. 458-18, Sec 2, Fenliao, Linkou Dist., New Taipei City 244, Taiwan(R.O.C.)
Tel: +886-2172-1000 Fax: +886-2172-1322



Read	Limit	Over	APos	TPos	Remark	Pol/Phase	Note
Level	Line	Limit					
Factor							
dBuV	dBuV/m	dB	cm	deg			
62.64	74.00	-11.36	290	290	Peak	Horizontal	
52.22	54.00	-1.31	290	290	Average	Horizontal	
46.27	68.20	-12.98	300	108	Peak	Horizontal	



TUV Rheinland Taiwan Ltd.
No. 458-18, Sec 2, Fenliao, Linkou Dist., New Taipei City 244, Taiwan(R.O.C.)
Tel: +886-2172-1000 Fax: +886-2172-1322



Read	Limit	Over	APos	TPos	Remark	Pol/Phase	Note
Level	Line	Limit					
Factor							
dBuV	dBuV/m	dB	cm	deg			
61.81	74.00	-11.72	290	229	Peak	Vertical	
50.21	54.00	-3.32	290	229	Average	Vertical	
47.88	68.20	-12.17	300	361	Peak	Vertical	

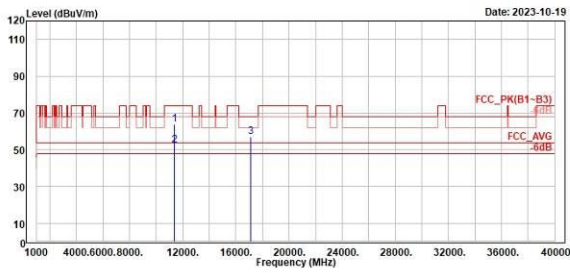
802.11a

CH 140 (Horizontal)

CH 140 (Vertical)



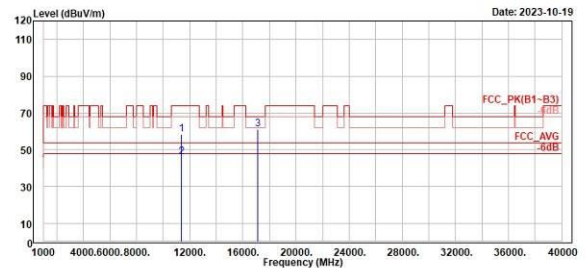
TUV Rheinland Taiwan Ltd.
No. 458-18, Sec 2, Fenliao, Linkou Dist., New Taipei City 244, Taiwan(R.O.C.)
Tel: +886-2172-1000 Fax: +886-2172-1322



Read	Limit	Over	APos	TPos	Remark	Pol/Phase	Note		
Freq	Level	Level Factor	Line	Limit					
MHz	dBuV/m	dBuV	dB/m	dBuV/m	dB	cm	deg		
1	11400.00	63.87	62.92	0.95	74.00	-10.13	100	126 Peak	Horizontal
2	11400.00	52.68	51.73	0.95	54.00	-1.32	100	126 Average	Horizontal
3	17100.00	57.03	47.58	9.45	68.20	-11.17	200	114 Peak	Horizontal



TUV Rheinland Taiwan Ltd.
No. 458-18, Sec 2, Fenliao, Linkou Dist., New Taipei City 244, Taiwan(R.O.C.)
Tel: +886-2172-1000 Fax: +886-2172-1322



Read	Limit	Over	APos	TPos	Remark	Pol/Phase	Note		
Freq	Level	Level Factor	Line	Limit					
MHz	dBuV/m	dBuV	dB/m	dBuV/m	dB	cm	deg		
1	11400.00	58.63	57.68	0.95	74.00	-15.37	200	227 Peak	Vertical
2	11400.00	46.31	45.36	0.95	54.00	-7.69	200	227 Average	Vertical
3	17100.00	61.24	51.79	9.45	68.20	-6.96	300	183 Peak	Vertical

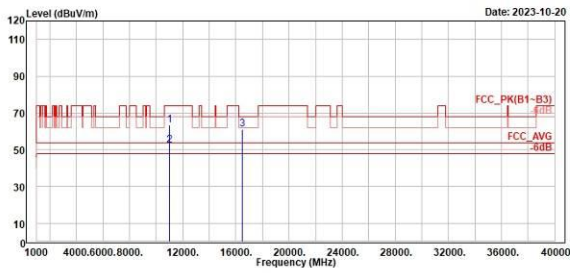
802.11n HT20

CH 100 (Horizontal)

CH 100 (Vertical)



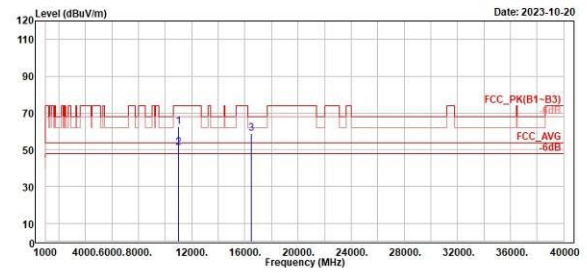
TÜV Rheinland Taiwan Ltd.
No. 458-18, Sec 2, Fenliao, Linkou Dist., New Taipei City 244, Taiwan(R.O.C.)
Tel: +886-2172-1000 Fax: +886-2172-1322



Read	Limit	Over	APos	TPos	Remark	Pol/Phase	Note		
Freq	Level	Level Factor	Line	Limit					
MHz	dBuV/m	dBuV	dB/m	dBuV/m	dB	cm	deg		
1	11800.00	63.23	63.04	0.19	74.00	-10.77	200	136 Peak	Horizontal
2	11800.00	52.55	52.36	0.19	54.00	-1.45	200	136 Average	Horizontal
3	16500.00	60.98	52.70	8.28	68.20	-7.22	300	107 Peak	Horizontal



TÜV Rheinland Taiwan Ltd.
No. 458-18, Sec 2, Fenliao, Linkou Dist., New Taipei City 244, Taiwan(R.O.C.)
Tel: +886-2172-1000 Fax: +886-2172-1322



Read	Limit	Over	APos	TPos	Remark	Pol/Phase	Note		
Freq	Level	Level Factor	Line	Limit					
MHz	dBuV/m	dBuV	dB/m	dBuV/m	dB	cm	deg		
1	11800.00	62.45	62.26	0.19	74.00	-11.55	350	206 Peak	Vertical
2	11800.00	51.24	51.05	0.19	54.00	-2.76	350	206 Average	Vertical
3	16500.00	58.66	50.38	8.28	68.20	-9.54	200	145 Peak	Vertical

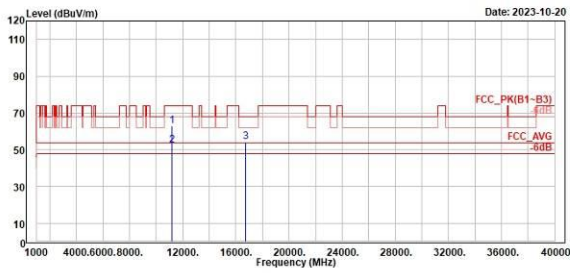
802.11n HT20

CH 116 (Horizontal)

CH 116 (Vertical)



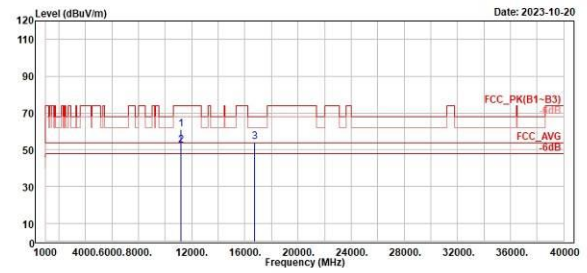
TUV Rheinland Taiwan Ltd.
No. 458-18, Sec 2, Fenliao, Linkou Dist., New Taipei City 244, Taiwan(R.O.C.)
Tel: +886-2172-1000 Fax: +886-2172-1322



Read	Limit	Over	APos	TPos	Remark	Pol/Phase	Note
Level	Line	Limit					
Factor							
dBuV	dBuV/m	dB	cm	deg			
62.94	74.00	-11.06	100	109	Peak	Horizontal	
52.61	54.00	-1.39	100	109	Average	Horizontal	
45.46	68.20	-13.79	100	61	Peak	Horizontal	



TUV Rheinland Taiwan Ltd.
No. 458-18, Sec 2, Fenliao, Linkou Dist., New Taipei City 244, Taiwan(R.O.C.)
Tel: +886-2172-1000 Fax: +886-2172-1322



Read	Limit	Over	APos	TPos	Remark	Pol/Phase	Note
Level	Line	Limit					
Factor							
dBuV	dBuV/m	dB	cm	deg			
61.18	74.00	-12.82	230	209	Peak	Vertical	
52.56	54.00	-1.44	230	209	Average	Vertical	
45.47	68.20	-13.78	300	147	Peak	Vertical	

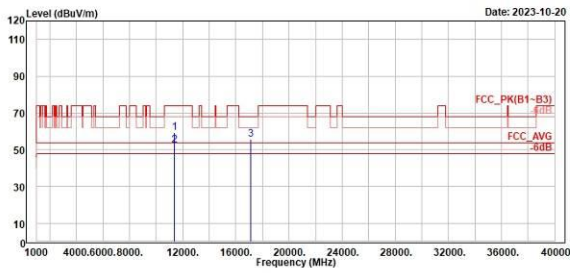
802.11n HT20

CH 140 (Horizontal)

CH 140 (Vertical)



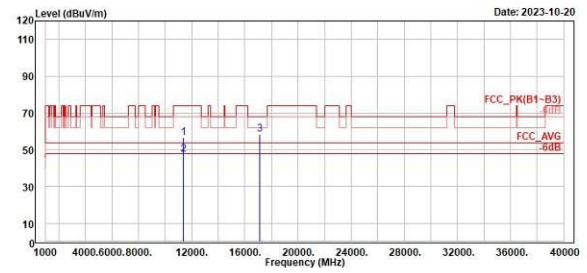
TUV Rheinland Taiwan Ltd.
No. 458-18, Sec 2, Fenliao, Linkou Dist., New Taipei City 244, Taiwan(R.O.C.)
Tel: +886-2172-1000 Fax: +886-2172-1322



Freq	Level	Read Level	Factor	Limit Line	Over Limit	APos	TPos	Remark	Pol/Phase	Note
MHz	dBuV/m	dBuV	dB/m	dBuV/m	dB	cm	deg			
1	11400.00	59.14	58.19	0.95	74.00	-14.86	174	139 Peak	Horizontal	
2	11400.00	52.51	51.56	0.95	54.00	-1.49	174	139 Average	Horizontal	
3	17100.00	55.71	46.26	9.45	68.20	-12.49	200	133 Peak	Horizontal	



TUV Rheinland Taiwan Ltd.
No. 458-18, Sec 2, Fenliao, Linkou Dist., New Taipei City 244, Taiwan(R.O.C.)
Tel: +886-2172-1000 Fax: +886-2172-1322



Freq	Level	Read Level	Factor	Limit Line	Over Limit	APos	TPos	Remark	Pol/Phase	Note
MHz	dBuV/m	dBuV	dB/m	dBuV/m	dB	cm	deg			
1	11400.00	56.79	55.84	0.95	74.00	-17.21	300	205 Peak	Vertical	
2	11400.00	47.55	46.60	0.95	54.00	-6.45	300	205 Average	Vertical	
3	17100.00	58.19	48.74	9.45	68.20	-16.01	300	278 Peak	Vertical	

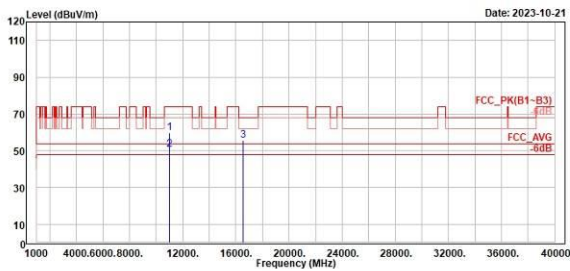
802.11n HT40

CH 102 (Horizontal)

CH 102 (Vertical)



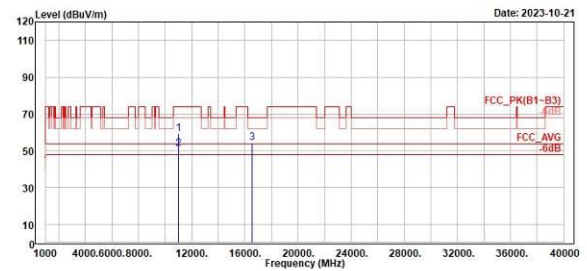
TUV Rheinland Taiwan Ltd.
No. 458-18, Sec 2, Fenliao, Linkou Dist., New Taipei City 244, Taiwan(R.O.C.)
Tel: +886-2172-1000 Fax: +886-2172-1322



Freq	Level	Read Level	Factor	Limit Line	Over Limit	APos	TPos	Remark	Pol/Phase	Note
MHz	dBuV/m	dBuV	dB/m	dBuV/m	dB	cm	deg			
1	11820.00	59.62	59.39	0.23	74.00	-14.38	190	137 Peak	Horizontal	
2	11820.00	58.63	58.40	0.23	54.00	-3.37	190	137 Average	Horizontal	
3	16530.00	55.66	47.25	8.41	68.20	-12.54	400	171 Peak	Horizontal	



TUV Rheinland Taiwan Ltd.
No. 458-18, Sec 2, Fenliao, Linkou Dist., New Taipei City 244, Taiwan(R.O.C.)
Tel: +886-2172-1000 Fax: +886-2172-1322



Freq	Level	Read Level	Factor	Limit Line	Over Limit	APos	TPos	Remark	Pol/Phase	Note
MHz	dBuV/m	dBuV	dB/m	dBuV/m	dB	cm	deg			
1	11820.00	59.38	59.15	0.23	74.00	-14.62	300	198 Peak	Vertical	
2	11820.00	58.98	58.67	0.23	54.00	-3.10	300	198 Average	Vertical	
3	16530.00	54.25	45.84	8.41	68.20	-13.95	400	212 Peak	Vertical	

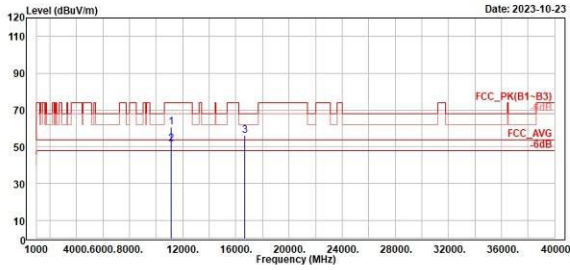
802.11n HT40

CH 110 (Horizontal)

CH 110 (Vertical)



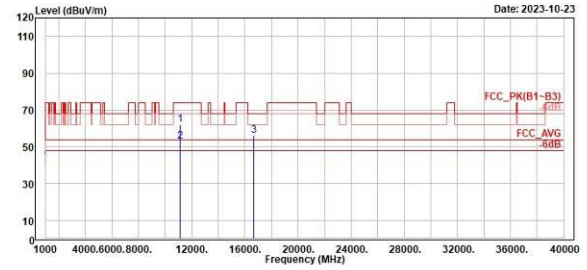
TUV Rheinland Taiwan Ltd.
No. 458-18, Sec 2, Fenliao, Linkou Dist., New Taipei City 244, Taiwan(R.O.C.)
Tel: +886-2172-1000 Fax: +886-2172-1322



Read	Limit	Over	APos	TPos	Remark	Pol/Phase	Note		
Freq	Level	Level Factor	Line	Limit					
MHz	dBuV/m	dBuV	dB/m	dBuV/m	dB	cm	deg		
1	11180.00	68.63	60.23	0.40	74.00	-13.37	290	124 Peak	Horizontal
2	11180.00	51.38	50.98	0.40	54.00	-2.62	290	124 Average	Horizontal
3	16650.00	56.04	47.23	8.81	68.20	-12.16	100	42 Peak	Horizontal



TUV Rheinland Taiwan Ltd.
No. 458-18, Sec 2, Fenliao, Linkou Dist., New Taipei City 244, Taiwan(R.O.C.)
Tel: +886-2172-1000 Fax: +886-2172-1322



Read	Limit	Over	APos	TPos	Remark	Pol/Phase	Note		
Freq	Level	Level Factor	Line	Limit					
MHz	dBuV/m	dBuV	dB/m	dBuV/m	dB	cm	deg		
1	11180.00	61.83	61.43	0.40	74.00	-12.17	100	211 Peak	Vertical
2	11180.00	52.76	52.36	0.40	54.00	-1.24	100	211 Average	Vertical
3	16650.00	56.19	47.38	8.81	68.20	-12.01	300	25 Peak	Vertical

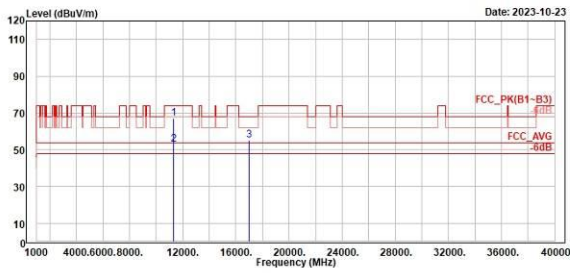
802.11n HT40

CH 134 (Horizontal)

CH 134 (Vertical)



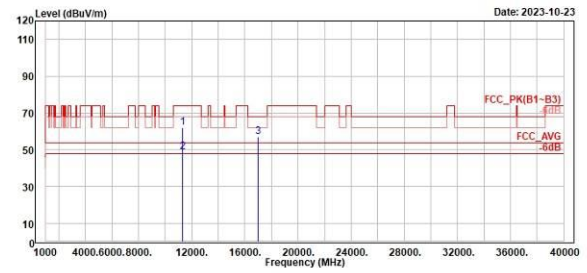
TÜV Rheinland Taiwan Ltd.
No. 458-18, Sec 2, Fenliao, Linkou Dist., New Taipei City 244, Taiwan(R.O.C.)
Tel: +886-2172-1000 Fax: +886-2172-1322



	Freq	Level	Read Level Factor	Limit Line	Over Limit	APos	TPos	Remark	Pol/Phase	Note
	MHz	dBuV/m	dBuV	dB/m	dBuV/m	dB	cm	deg		
1	11340.00	67.10	66.28	0.82	74.00	-6.90	200	123 Peak	Horizontal	
2	11340.00	52.77	51.95	0.82	54.00	-1.23	200	123 Average	Horizontal	
3	17010.00	55.38	46.63	9.35	68.20	-12.82	300	89 Peak	Horizontal	

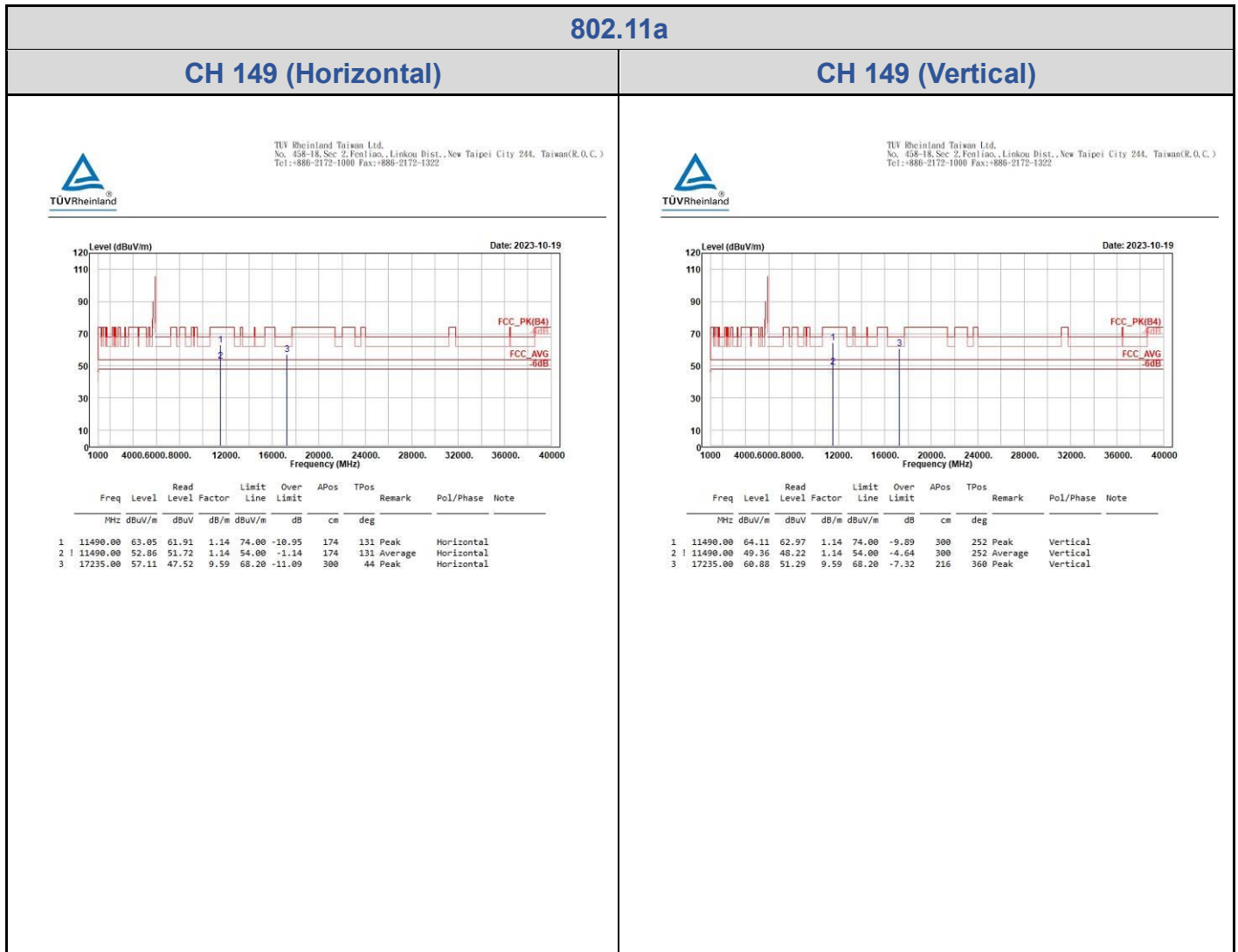


TÜV Rheinland Taiwan Ltd.
No. 458-18, Sec 2, Fenliao, Linkou Dist., New Taipei City 244, Taiwan(R.O.C.)
Tel: +886-2172-1000 Fax: +886-2172-1322



	Freq	Level	Read Level Factor	Limit Line	Over Limit	APos	TPos	Remark	Pol/Phase	Note
	MHz	dBuV/m	dBuV	dB/m	dBuV/m	dB	cm	deg		
1	11340.00	61.99	61.17	0.82	74.00	-12.01	300	226 Peak	Vertical	
2	11340.00	48.69	47.87	0.82	54.00	-5.31	300	226 Average	Vertical	
3	17010.00	57.21	47.86	9.35	68.20	-10.99	100	47 Peak	Vertical	

U-NII-3



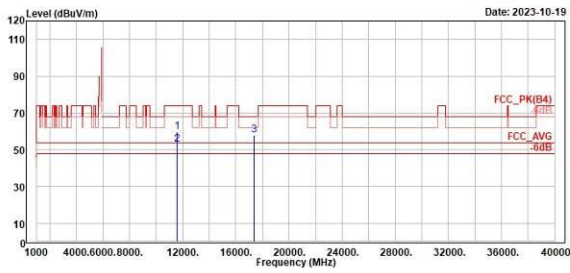
802.11a

CH 157 (Horizontal)

CH 157 (Vertical)



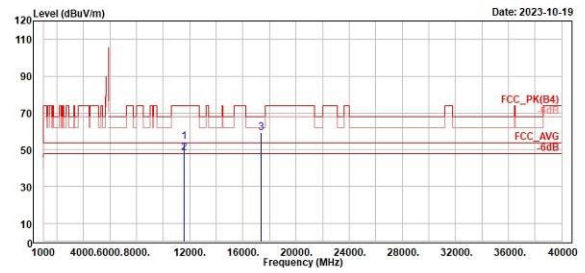
TUV Rheinland Taiwan Ltd.
No. 458-18, Sec 2, Fenliao, Linkou Dist., New Taipei City 244, Taiwan(R.O.C.)
Tel: +886-2172-1000 Fax: +886-2172-1322



	Freq	Level	Read Level	Factor	Limit Line	Over Limit	APos	TPos	Remark	Pol/Phase	Note
	MHz	dBuV/m	dBuV	dB/m	dBuV/m	dB	cm	deg			
1	11570.00	59.66	50.46	1.20	74.00	-14.34	200	308	Peak	Horizontal	
2	11570.00	52.82	51.62	1.20	54.00	-1.18	200	308	Average	Horizontal	
3	17355.00	58.16	48.23	9.93	68.20	-10.04	100	333	Peak	Horizontal	



TUV Rheinland Taiwan Ltd.
No. 458-18, Sec 2, Fenliao, Linkou Dist., New Taipei City 244, Taiwan(R.O.C.)
Tel: +886-2172-1000 Fax: +886-2172-1322



	Freq	Level	Read Level	Factor	Limit Line	Over Limit	APos	TPos	Remark	Pol/Phase	Note
	MHz	dBuV/m	dBuV	dB/m	dBuV/m	dB	cm	deg			
1	11570.00	54.39	53.19	1.20	74.00	-19.61	211	73	Peak	Vertical	
2	11570.00	48.16	46.96	1.20	54.00	-5.84	211	73	Average	Vertical	
3	17355.00	59.49	49.56	9.93	68.20	-8.71	100	258	Peak	Vertical	

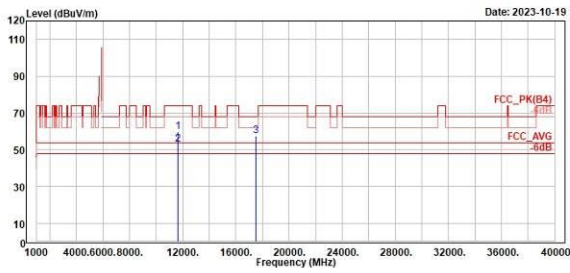
802.11a

CH 165 (Horizontal)

CH 165 (Vertical)



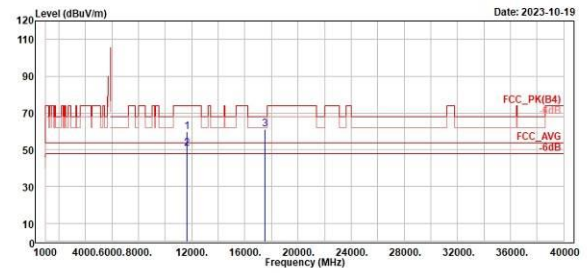
TUV Rheinland Taiwan Ltd.
No. 458-18, Sec 2, Fenliao, Linkou Dist., New Taipei City 244, Taiwan(R.O.C.)
Tel: +886-2172-1000 Fax: +886-2172-1322



Freq	Level	Read Level	Factor	Limit Line	Over Limit	APos	TPos	Remark	Pol/Phase	Note
MHz	dBuV/m	dBuV	dB/m	dBuV/m	dB	cm	deg			
1	11650.00	59.98	50.59	1.39	74.00	-14.02	294	300 Peak	Horizontal	
2	11650.00	52.97	51.58	1.39	54.00	-1.03	294	300 Average	Horizontal	
3	17475.00	57.69	47.44	10.25	68.20	-10.51	300	40 Peak	Horizontal	



TUV Rheinland Taiwan Ltd.
No. 458-18, Sec 2, Fenliao, Linkou Dist., New Taipei City 244, Taiwan(R.O.C.)
Tel: +886-2172-1000 Fax: +886-2172-1322



Freq	Level	Read Level	Factor	Limit Line	Over Limit	APos	TPos	Remark	Pol/Phase	Note
MHz	dBuV/m	dBuV	dB/m	dBuV/m	dB	cm	deg			
1	11650.00	59.56	50.17	1.39	74.00	-14.44	300	245 Peak	Vertical	
2	11650.00	50.65	49.26	1.39	54.00	-3.35	300	245 Average	Vertical	
3	17475.00	61.14	50.89	10.25	68.20	-7.06	100	381 Peak	Vertical	

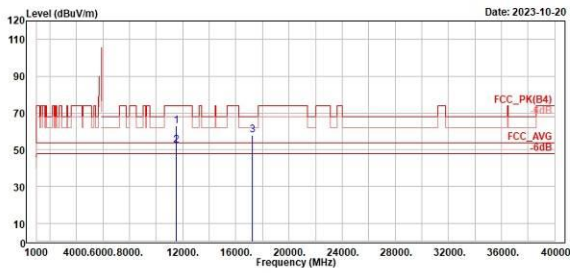
802.11n HT20

CH 149 (Horizontal)

CH 149 (Vertical)



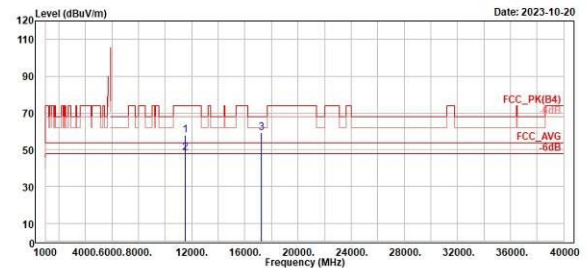
TUV Rheinland Taiwan Ltd.
No. 458-18, Sec 2, Fenliao, Linkou Dist., New Taipei City 244, Taiwan(R.O.C.)
Tel: +886-2172-1000 Fax: +886-2172-1322



Freq	Level	Read Level	Factor	Limit Line	Over Limit	APos	TPos	Remark	Pol/Phase	Note
MHz	dBuV/m	dBuV	dB/m	dBuV/m	dB	cm	deg			
1	11490.00	62.74	61.60	1.14	74.00	-11.26	200	126 Peak	Horizontal	
2	11490.00	52.53	51.39	1.14	54.00	-1.47	200	126 Average	Horizontal	
3	17235.00	58.10	48.51	9.59	68.20	-10.10	400	171 Peak	Horizontal	



TUV Rheinland Taiwan Ltd.
No. 458-18, Sec 2, Fenliao, Linkou Dist., New Taipei City 244, Taiwan(R.O.C.)
Tel: +886-2172-1000 Fax: +886-2172-1322



Freq	Level	Read Level	Factor	Limit Line	Over Limit	APos	TPos	Remark	Pol/Phase	Note
MHz	dBuV/m	dBuV	dB/m	dBuV/m	dB	cm	deg			
1	11490.00	57.95	56.81	1.14	74.00	-16.05	400	169 Peak	Vertical	
2	11490.00	46.28	47.14	1.14	54.00	-5.72	400	169 Average	Vertical	
3	17235.00	59.45	49.86	9.59	68.20	-8.75	100	318 Peak	Vertical	

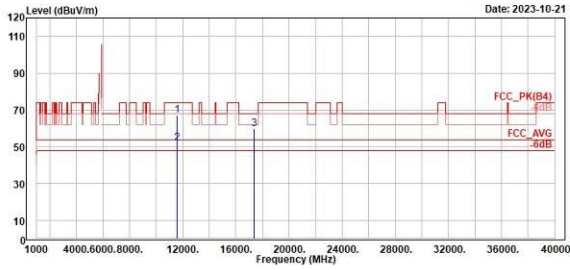
802.11n HT20

CH 157 (Horizontal)

CH 157 (Vertical)



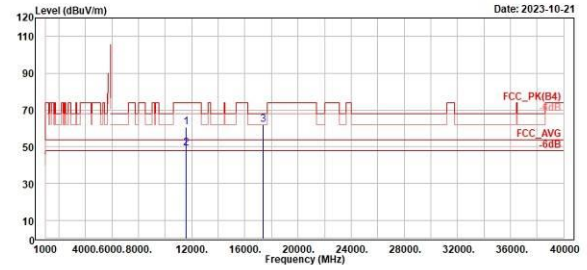
TUV Rheinland Taiwan Ltd.
No. 458-18, Sec 2, Fenliao, Linkou Dist., New Taipei City 244, Taiwan(R.O.C.)
Tel: +886-2172-1000 Fax: +886-2172-1322



	Freq	Level	Read Level	Factor	Limit Line	Over Limit	APos	TPos	Remark	Pol/Phase	Note
	MHz	dBuV/m	dBuV	dB/m	dBuV/m	dB	cm	deg			
1	11570.00	67.04	65.84	1.20	74.00	-6.96	200	123	Peak	Horizontal	
2	11570.00	51.83	50.63	1.20	54.00	-2.17	200	123	Average	Horizontal	
3	17355.00	59.55	49.62	9.93	68.20	-8.65	200	225	Peak	Horizontal	



TUV Rheinland Taiwan Ltd.
No. 458-18, Sec 2, Fenliao, Linkou Dist., New Taipei City 244, Taiwan(R.O.C.)
Tel: +886-2172-1000 Fax: +886-2172-1322



	Freq	Level	Read Level	Factor	Limit Line	Over Limit	APos	TPos	Remark	Pol/Phase	Note
	MHz	dBuV/m	dBuV	dB/m	dBuV/m	dB	cm	deg			
1	11570.00	60.58	59.38	1.20	74.00	-13.42	400	286	Peak	Vertical	
2	11570.00	49.46	48.26	1.20	54.00	-4.54	400	286	Average	Vertical	
3	17355.00	61.95	52.82	9.93	68.20	-6.25	246	360	Peak	Vertical	

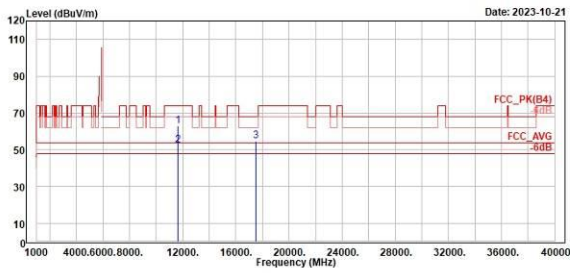
802.11n HT20

CH 165 (Horizontal)

CH 165 (Vertical)



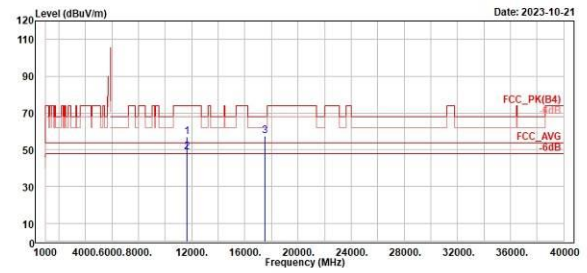
TUV Rheinland Taiwan Ltd.
No. 458-18, Sec 2, Fenliao, Linkou Dist., New Taipei City 244, Taiwan(R.O.C.)
Tel: +886-2172-1000 Fax: +886-2172-1322



Freq	Level	Read Level	Factor	Limit Line	Over Limit	APos	TPos	Remark	Pol/Phase	Note
MHz	dBuV/m	dBuV	dB/m	dBuV/m	dB	cm	deg			
1	11650.00	62.92	61.53	1.39	74.00	-11.08	290	292 Peak	Horizontal	
2	11650.00	52.62	51.23	1.39	54.00	-1.38	290	292 Average	Horizontal	
3	17475.00	54.95	44.70	10.25	68.20	-13.25	300	43 Peak	Horizontal	



TUV Rheinland Taiwan Ltd.
No. 458-18, Sec 2, Fenliao, Linkou Dist., New Taipei City 244, Taiwan(R.O.C.)
Tel: +886-2172-1000 Fax: +886-2172-1322



Freq	Level	Read Level	Factor	Limit Line	Over Limit	APos	TPos	Remark	Pol/Phase	Note
MHz	dBuV/m	dBuV	dB/m	dBuV/m	dB	cm	deg			
1	11650.00	56.84	55.45	1.39	74.00	-17.16	100	295 Peak	Vertical	
2	11650.00	46.81	47.42	1.39	54.00	-5.19	100	295 Average	Vertical	
3	17475.00	57.36	47.11	10.25	68.20	-16.84	300	360 Peak	Vertical	

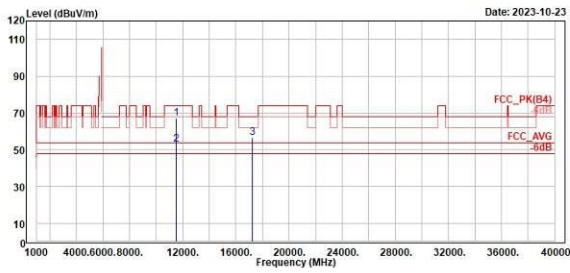
802.11n HT40

CH 151 (Horizontal)

CH 151 (Vertical)



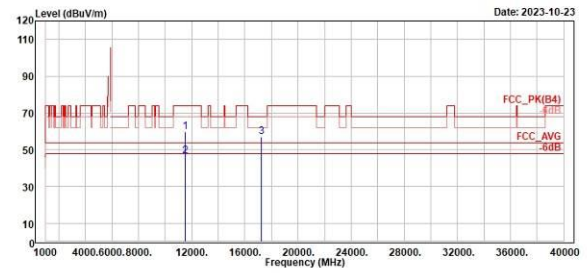
TUV Rheinland Taiwan Ltd.
No. 458-18, Sec 2, Fenliao, Linkou Dist., New Taipei City 244, Taiwan(R.O.C.)
Tel: +886-2172-1000 Fax: +886-2172-1322



Read	Limit	Over	APos	TPos	Remark	Pol/Phase	Note			
Level	Line	Limit	cm	deg						
Factor	dB/m	dBuV/m								
dBuV	dB/m	dBuV/m								
1	11510.00	67.17	66.00	1.17	74.00	-6.83	242	112 Peak	Horizontal	
2	11510.00	52.81	51.64	1.17	54.00	-1.19	242	112 Average	Horizontal	
3	17265.00	56.68	47.06	9.62	68.20	-11.52	100	292 Peak	Horizontal	



TUV Rheinland Taiwan Ltd.
No. 458-18, Sec 2, Fenliao, Linkou Dist., New Taipei City 244, Taiwan(R.O.C.)
Tel: +886-2172-1000 Fax: +886-2172-1322



Read	Limit	Over	APos	TPos	Remark	Pol/Phase	Note			
Level	Line	Limit	cm	deg						
Factor	dB/m	dBuV/m								
dBuV	dB/m	dBuV/m								
1	11510.00	59.76	58.59	1.17	74.00	-14.24	200	229 Peak	Vertical	
2	11510.00	46.44	45.27	1.17	54.00	-7.56	200	229 Average	Vertical	
3	17265.00	57.18	47.56	9.62	68.20	-11.02	298	360 Peak	Vertical	

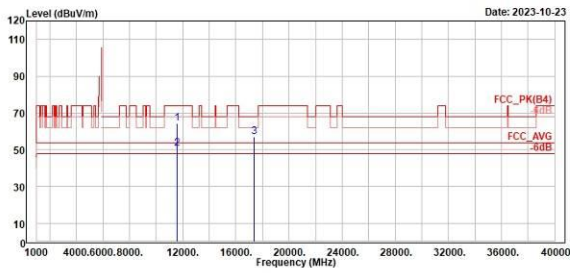
802.11n HT40

CH 159 (Horizontal)

CH 159 (Vertical)



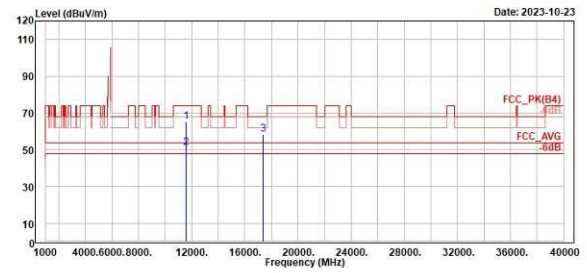
TÜV Rheinland Taiwan Ltd.
No. 458-18, Sec 2, Fenliao, Linkou Dist., New Taipei City 244, Taiwan(R.O.C.)
Tel: +886-2172-1000 Fax: +886-2172-1322



	Freq	Level	Read Level	Factor	Limit Line	Over Limit	APos	TPos	Remark	Pol/Phase	Note
	MHz	dBuV/m	dBuV	dB/m	dBuV/m	dB	cm	deg			
1	11590.00	64.35	63.14	1.21	74.00	-9.65	200	132	Peak	Horizontal	
2	11590.00	50.49	49.28	1.21	54.00	-3.51	200	132	Average	Horizontal	
3	17385.00	56.82	46.74	10.08	68.20	-11.38	300	49	Peak	Horizontal	



TÜV Rheinland Taiwan Ltd.
No. 458-18, Sec 2, Fenliao, Linkou Dist., New Taipei City 244, Taiwan(R.O.C.)
Tel: +886-2172-1000 Fax: +886-2172-1322



	Freq	Level	Read Level	Factor	Limit Line	Over Limit	APos	TPos	Remark	Pol/Phase	Note
	MHz	dBuV/m	dBuV	dB/m	dBuV/m	dB	cm	deg			
1	11590.00	65.46	64.25	1.21	74.00	-8.54	100	304	Peak	Vertical	
2	11590.00	51.31	50.10	1.21	54.00	-2.69	100	304	Average	Vertical	
3	17385.00	58.51	48.43	10.08	68.20	-9.69	100	44	Peak	Vertical	

Mains Conducted Emission, (150kHz ~ 30MHz)
