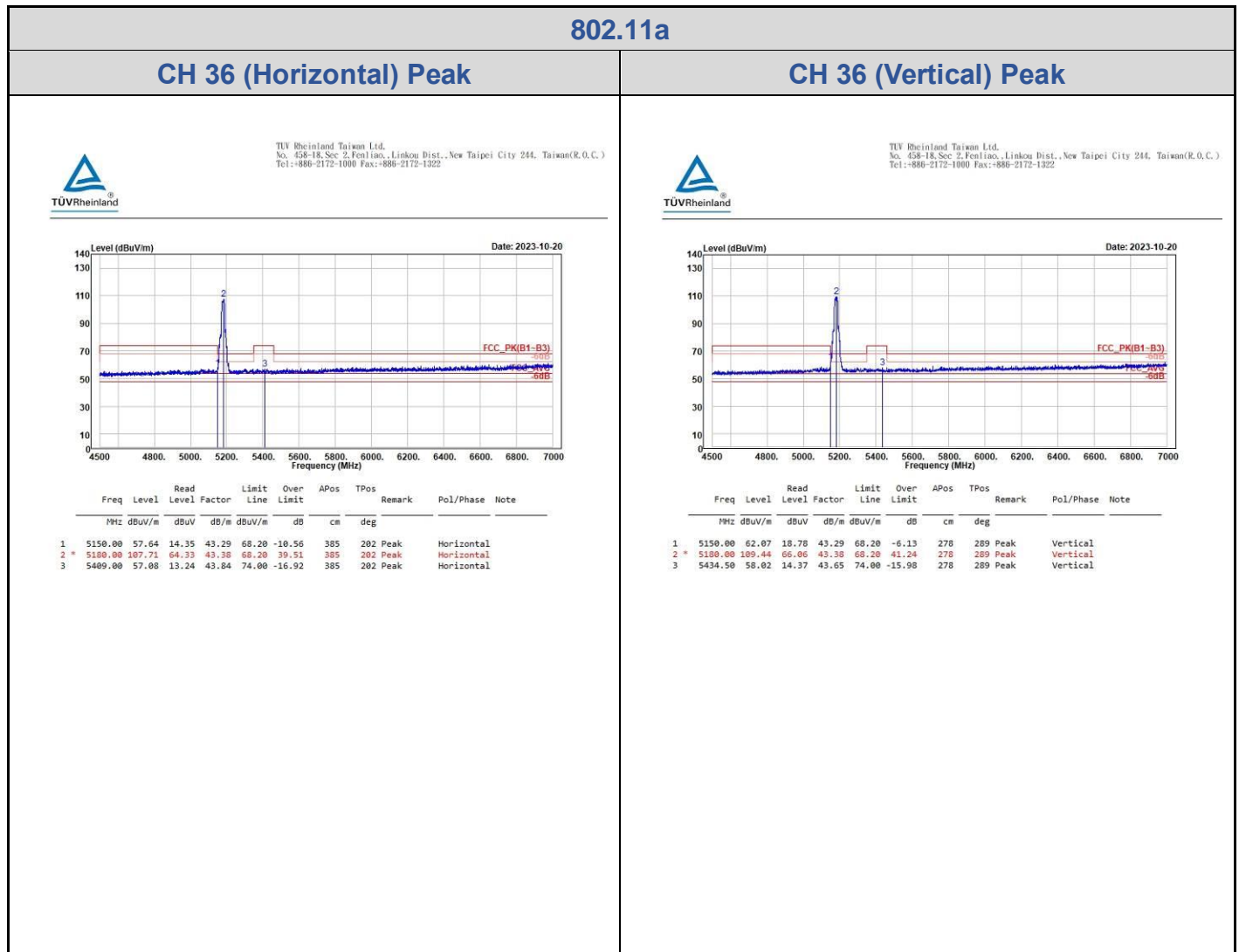


Appendix B: Test Results of Radiation Spurious Emissions & Mains

Conducted Emission

Band Edges, 4.5GHz ~ 5.15GHz

U-NII-1



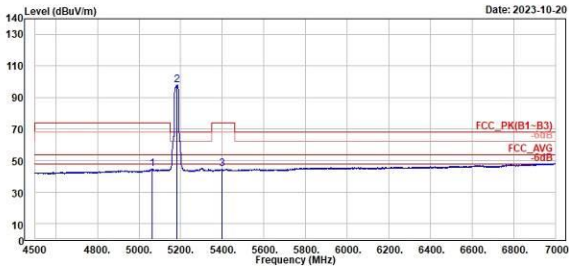
802.11a

CH 36 (Horizontal) Average

CH 36 (Vertical) Average



TUV Rheinland Taiwan Ltd.
No. 438-18, Sec 2, Fenhiao, Linkou Dist., New Taipei City 244, Taiwan(R.O.C.)
Tel: +886-2172-1000 Fax: +886-2172-1322

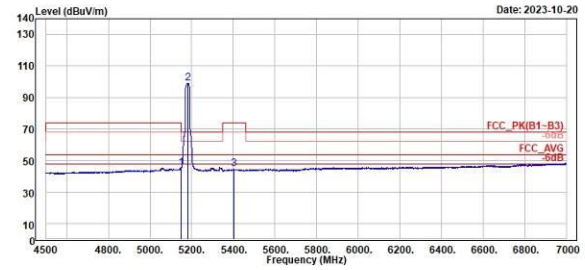


Date: 2023-10-20

1	2	3	4	5	6	7	8	9	10	11	12	13	14	15	16	17	18	19	20
1	2	3	4	5	6	7	8	9	10	11	12	13	14	15	16	17	18	19	20
MHz	Level	Read	Level	Factor	Limit	Over	APos	TPos	Remark	Pol/Phase	Note								
MHz	dBuV/m	dBuV	dB/m	dBuV/m	dB	cm	deg												
5061.50	44.82	1.55	43.27	54.00	-9.18	385	202	Average	Horizontal										
5180.00	97.87	54.49	43.38	54.00	43.87	385	202	Average	Horizontal										
5399.50	44.59	0.70	43.89	54.00	-9.41	385	202	Average	Horizontal										



TUV Rheinland Taiwan Ltd.
No. 438-18, Sec 2, Fenhiao, Linkou Dist., New Taipei City 244, Taiwan(R.O.C.)
Tel: +886-2172-1000 Fax: +886-2172-1322



Date: 2023-10-20

1	2	3	4	5	6	7	8	9	10	11	12	13	14	15	16	17	18	19	20
1	2	3	4	5	6	7	8	9	10	11	12	13	14	15	16	17	18	19	20
MHz	Level	Read	Level	Factor	Limit	Over	APos	TPos	Remark	Pol/Phase	Note								
MHz	dBuV/m	dBuV	dB/m	dBuV/m	dB	cm	deg												
5149.50	45.38	2.09	43.29	54.00	-8.62	278	289	Average	Vertical										
5180.00	99.21	55.83	43.38	54.00	45.21	278	289	Average	Vertical										
5401.00	44.45	0.56	43.89	54.00	-9.55	278	289	Average	Vertical										

802.11a

CH 40 (Horizontal) Peak

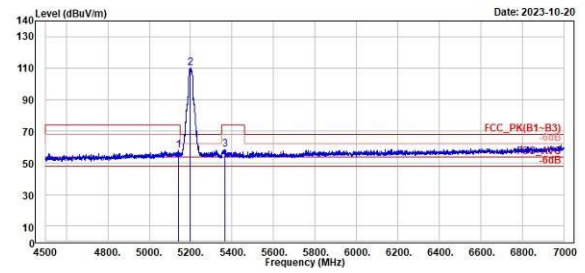
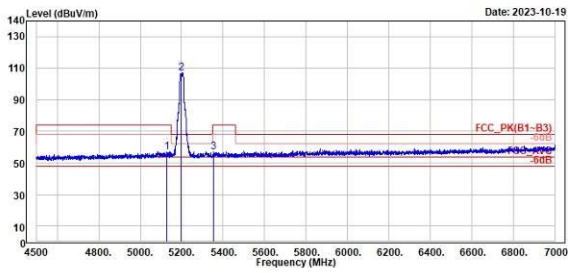
CH 40 (Vertical) Peak



TUV Rheinland Taiwan Ltd.
No. 458-18, Sec 2, Fenliao, Linkou Dist., New Taipei City 244, Taiwan(R.O.C.)
Tel: +886-2172-1000 Fax: +886-2172-1322



TUV Rheinland Taiwan Ltd.
No. 458-18, Sec 2, Fenliao, Linkou Dist., New Taipei City 244, Taiwan(R.O.C.)
Tel: +886-2172-1000 Fax: +886-2172-1322



Peak	Freq (MHz)	Level (dBuV/m)	Read Level (dBuV)	Level Factor (dB/m)	Limit Line (dBuV/m)	Over Limit (dB)	APos (cm)	TPos (deg)	Remark	Pol/Phase	Note
1	5130.50	56.94	13.70	43.24	74.00	-17.06	338	159	Peak	Horizontal	
2 *	5200.00	106.02	63.39	43.43	68.28	38.62	338	159	Peak	Horizontal	
3	5353.00	57.09	13.79	43.30	74.00	-16.91	338	159	Peak	Horizontal	

Peak	Freq (MHz)	Level (dBuV/m)	Read Level (dBuV)	Level Factor (dB/m)	Limit Line (dBuV/m)	Over Limit (dB)	APos (cm)	TPos (deg)	Remark	Pol/Phase	Note
1	5140.00	57.81	14.55	43.26	74.00	-16.19	279	287	Peak	Vertical	
2 *	5200.00	110.09	66.66	43.43	68.28	41.89	279	287	Peak	Vertical	
3	5364.50	58.55	15.11	43.44	74.00	-15.45	279	287	Peak	Vertical	

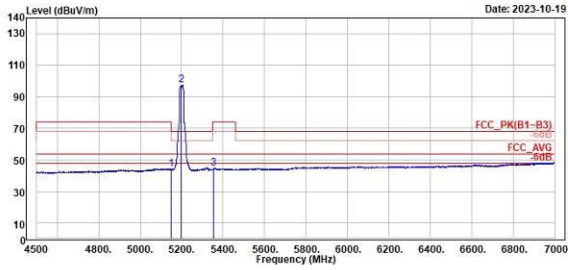
802.11a

CH 40 (Horizontal) Average

CH 40 (Vertical) Average



TÜV Rheinland Taiwan Ltd.
No. 458-18, Sec 2, Fenliao, Linkou Dist., New Taipei City 244, Taiwan(R.O.C.)
Tel: +886-2172-1000 Fax: +886-2172-1322

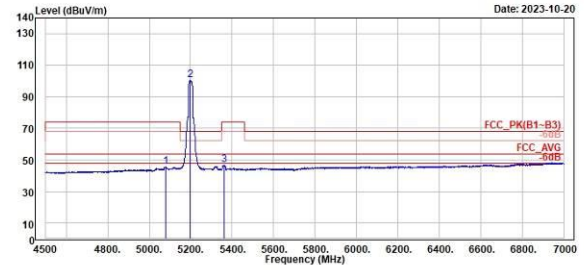


Date: 2023-10-19

1	2	3	4	5	6	7	8	9	10	11	12	13	14	15
1	Level	Read	Limit	Over	APos	TPos	Remark	Pol/Phase	Note					
1	Freq	Level	Level	Line	Limit	cm	deg							
1	MHz	dBuV/m	dBuV	dB/m	dBuV/m	dB	deg							
1	5148.00	44.36	1.07	43.29	54.00	-9.64	338	159	Average	Horizontal				
2 *	5200.00	97.46	54.83	43.43	54.00	43.46	338	159	Average	Horizontal				
3	5352.50	44.77	1.48	43.29	54.00	-9.23	338	159	Average	Horizontal				



TÜV Rheinland Taiwan Ltd.
No. 458-18, Sec 2, Fenliao, Linkou Dist., New Taipei City 244, Taiwan(R.O.C.)
Tel: +886-2172-1000 Fax: +886-2172-1322



Date: 2023-10-20

1	2	3	4	5	6	7	8	9	10	11	12	13	14	15
1	Level	Read	Limit	Over	APos	TPos	Remark	Pol/Phase	Note					
1	Freq	Level	Level	Line	Limit	cm	deg							
1	MHz	dBuV/m	dBuV	dB/m	dBuV/m	dB	deg							
1	5078.00	45.56	2.34	43.22	54.00	-8.44	279	287	Average	Vertical				
2 *	5200.00	100.51	57.88	43.43	54.00	46.51	279	287	Average	Vertical				
3	5363.50	46.63	3.20	43.43	54.00	-7.37	279	287	Average	Vertical				

802.11a

CH 48 (Horizontal) Peak

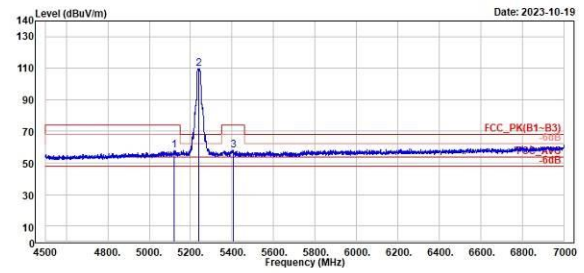
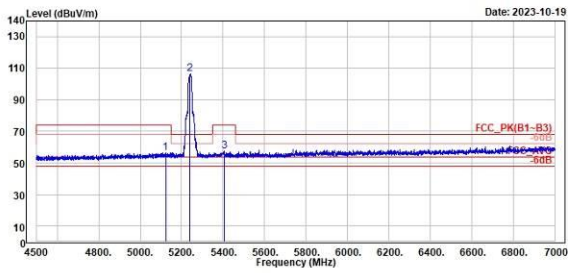
CH 48 (Vertical) Peak



TUV Rheinland Taiwan Ltd.
No. 458-18, Sec 2, Fenliao, Linkou Dist., New Taipei City 244, Taiwan(R.O.C.)
Tel: +886-2172-1000 Fax: +886-2172-1322



TUV Rheinland Taiwan Ltd.
No. 458-18, Sec 2, Fenliao, Linkou Dist., New Taipei City 244, Taiwan(R.O.C.)
Tel: +886-2172-1000 Fax: +886-2172-1322



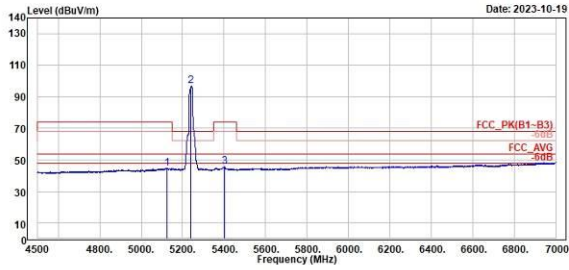
Peak	Freq (MHz)	Level (dBuV/m)	Read Level (dBuV)	Level Factor (dB/m)	Limit Line (dBuV/m)	Over Limit (dB)	APos (cm)	TPos (deg)	Remark	Pol/Phase	Note
1	5122.50	56.60	13.39	43.21	74.00	-17.40	388	188	Peak	Horizontal	
2 *	5240.00	106.56	63.33	43.23	68.28	38.36	388	188	Peak	Horizontal	
3	5405.50	57.37	13.51	43.86	74.00	-16.63	388	188	Peak	Horizontal	

Peak	Freq (MHz)	Level (dBuV/m)	Read Level (dBuV)	Level Factor (dB/m)	Limit Line (dBuV/m)	Over Limit (dB)	APos (cm)	TPos (deg)	Remark	Pol/Phase	Note
1	5122.00	57.89	14.68	43.21	74.00	-16.11	256	290	Peak	Vertical	
2 *	5240.00	109.08	66.65	43.23	68.28	41.68	256	290	Peak	Vertical	
3	5406.00	58.15	14.30	43.85	74.00	-15.85	256	290	Peak	Vertical	

802.11a
CH 48 (Horizontal) Average
CH 48 (Vertical) Average


TÜV Rheinland Taiwan Ltd.
 No. 458-18, Sec 2, Fenliao, Linkou Dist., New Taipei City 244, Taiwan(R.O.C.)
 Tel: +886-2172-1000 Fax: +886-2172-1322

Date: 2023-10-19

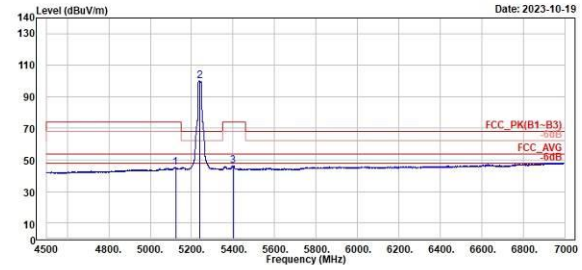


1	2	3	Read Level	Level Factor	Limit Line	Over Limit	APos	TPos	Remark	Pol/Phase	Note
MHz	dBuV/m	dBuV	dB/m	dBuV/m	dB	cm	deg				
5124.00	44.57	1.35	43.22	54.00	-9.43	388	188	Average	Horizontal		
5240.00	96.71	53.48	43.23	54.00	42.71	388	188	Average	Horizontal		
5404.00	45.54	1.67	43.87	54.00	-8.46	388	188	Average	Horizontal		



TÜV Rheinland Taiwan Ltd.
 No. 458-18, Sec 2, Fenliao, Linkou Dist., New Taipei City 244, Taiwan(R.O.C.)
 Tel: +886-2172-1000 Fax: +886-2172-1322

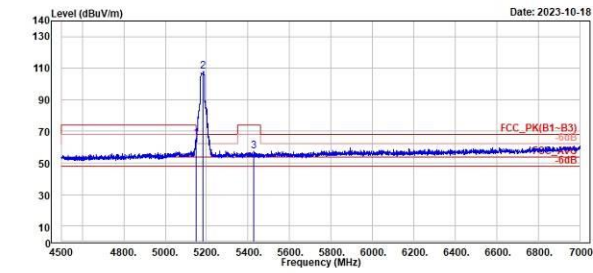
Date: 2023-10-19



1	2	3	Read Level	Level Factor	Limit Line	Over Limit	APos	TPos	Remark	Pol/Phase	Note
MHz	dBuV/m	dBuV	dB/m	dBuV/m	dB	cm	deg				
5122.50	45.47	2.26	43.21	54.00	-8.53	256	290	Average	Vertical		
5240.00	100.33	57.10	43.23	54.00	46.33	256	290	Average	Vertical		
5400.50	46.38	2.48	43.90	54.00	-7.62	256	290	Average	Vertical		

802.11n HT20
CH 36 (Horizontal) Peak
CH 36 (Vertical) Peak

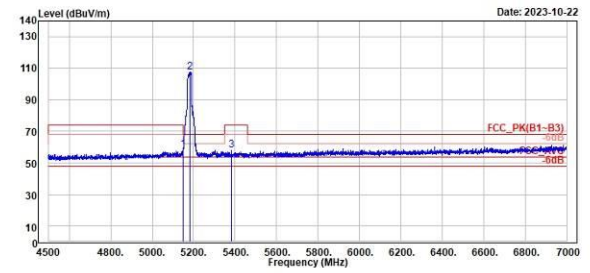

TÜV Rheinland Taiwan Ltd.
 No. 458-18, Sec 2, Fenliao, Linkou Dist., New Taipei City 244, Taiwan(R.O.C.)
 Tel: +886-2172-1000 Fax: +886-2172-1322



	Freq	Level	Read	Limit	Over	APos	TPos	Remark	Pol/Phase	Note
	MHz	dBuV/m	dBuV	dB/m	dBuV/m	dB	cm	deg		
1	5147.50	65.40	22.12	43.28	74.00	-8.60	350	315 Peak	Horizontal	
2 *	5180.00	107.86	64.48	43.38	68.28	39.66	350	315 Peak	Horizontal	
3	5427.50	57.32	13.62	43.70	74.00	-16.68	350	315 Peak	Horizontal	



TÜV Rheinland Taiwan Ltd.
 No. 458-18, Sec 2, Fenliao, Linkou Dist., New Taipei City 244, Taiwan(R.O.C.)
 Tel: +886-2172-1000 Fax: +886-2172-1322



	Freq	Level	Read	Limit	Over	APos	TPos	Remark	Pol/Phase	Note
	MHz	dBuV/m	dBuV	dB/m	dBuV/m	dB	cm	deg		
1	5147.50	58.33	15.05	43.28	74.00	-15.67	349	285 Peak	Vertical	
2 *	5180.00	107.55	64.17	43.38	68.28	39.35	349	285 Peak	Vertical	
3	5381.50	58.23	14.57	43.66	74.00	-15.77	349	285 Peak	Vertical	

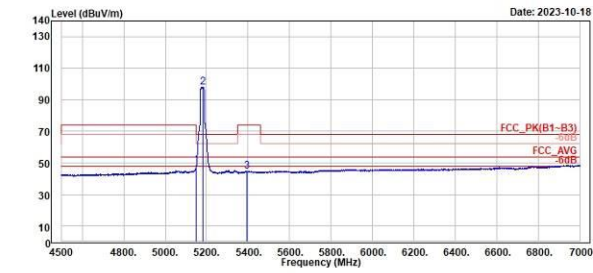
802.11n HT20

CH 36 (Horizontal) Average

CH 36 (Vertical) Average



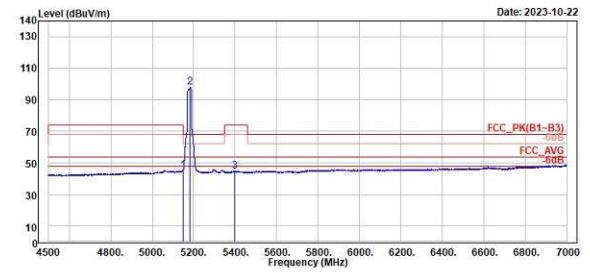
TÜV Rheinland Taiwan Ltd.
No. 458-18, Sec 2, Fenliao, Linkou Dist., New Taipei City 244, Taiwan(R.O.C.)
Tel: +886-2172-1000 Fax: +886-2172-1322



1	2	3	Read Level	Factor	Limit Line	Over Limit	APos	TPos	Remark	Pol/Phase	Note
MHz	dBuV/m	dBuV	dB/m	dBuV/m	dB	cm	deg				
5150.00	48.42	5.13	43.29	54.00	-5.58	350	315	Average	Horizontal		
5180.00	98.03	54.65	43.38	54.00	44.03	350	315	Average	Horizontal		
5396.00	44.79	0.95	43.84	54.00	-9.21	350	315	Average	Horizontal		



TÜV Rheinland Taiwan Ltd.
No. 458-18, Sec 2, Fenliao, Linkou Dist., New Taipei City 244, Taiwan(R.O.C.)
Tel: +886-2172-1000 Fax: +886-2172-1322



1	2	3	Read Level	Factor	Limit Line	Over Limit	APos	TPos	Remark	Pol/Phase	Note
MHz	dBuV/m	dBuV	dB/m	dBuV/m	dB	cm	deg				
5149.00	45.35	2.06	43.29	54.00	-8.65	349	285	Average	Vertical		
5180.00	97.99	54.61	43.38	54.00	43.99	349	285	Average	Vertical		
5399.00	44.82	0.93	43.89	54.00	-9.18	349	285	Average	Vertical		

802.11n HT20

CH 40 (Horizontal) Peak

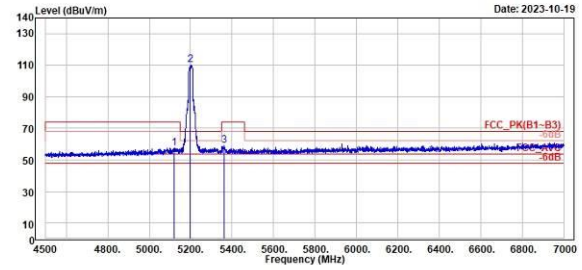
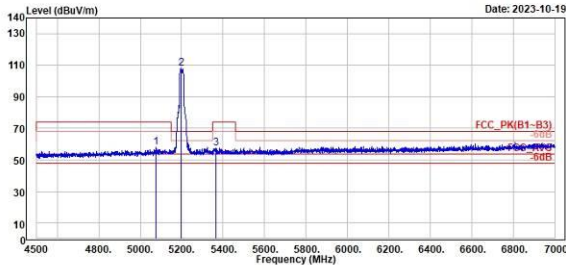
CH 40 (Vertical) Peak



TUV Rheinland Taiwan Ltd.
No. 458-18, Sec 2, Fenliao, Linkou Dist., New Taipei City 244, Taiwan(R.O.C.)
Tel: +886-2172-1000 Fax: +886-2172-1322



TUV Rheinland Taiwan Ltd.
No. 458-18, Sec 2, Fenliao, Linkou Dist., New Taipei City 244, Taiwan(R.O.C.)
Tel: +886-2172-1000 Fax: +886-2172-1322



Peak	Freq (MHz)	Level (dBuV/m)	Read Level (dBuV)	Level Factor (dB/m)	Limit Line (dBuV/m)	Over Limit (dB)	APos (cm)	TPos (deg)	Remark	Pol/Phase	Note
1	5077.00	57.89	14.67	43.22	74.00	-16.11	285	213	Peak	Horizontal	
2 *	5200.00	107.93	64.50	43.43	68.28	39.73	285	213	Peak	Horizontal	
3	5365.50	57.53	14.87	43.46	74.00	-16.47	285	213	Peak	Horizontal	

Peak	Freq (MHz)	Level (dBuV/m)	Read Level (dBuV)	Level Factor (dB/m)	Limit Line (dBuV/m)	Over Limit (dB)	APos (cm)	TPos (deg)	Remark	Pol/Phase	Note
1	5119.00	57.72	14.51	43.21	74.00	-16.28	112	290	Peak	Vertical	
2 *	5200.00	110.05	66.62	43.43	68.28	41.85	112	290	Peak	Vertical	
3	5360.50	59.00	15.60	43.40	74.00	-15.00	112	290	Peak	Vertical	

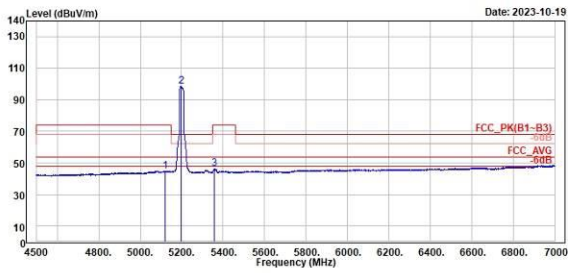
802.11n HT20

CH 40 (Horizontal) Average

CH 40 (Vertical) Average



TÜV Rheinland Taiwan Ltd.
No. 458-18, Sec 2, Fenliao, Linkou Dist., New Taipei City 244, Taiwan(R.O.C.)
Tel: +886-2172-1000 Fax: +886-2172-1322

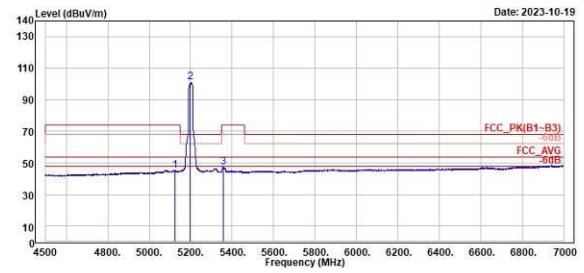


Date: 2023-10-19

1	2	3	4	5	6	7	8	9	10	11	12	13	14	15
1	Level	Read	Limit	Over	APos	TPos	Remark	Pol/Phase	Note					
1	dBuV/m	Level	Line	Limit	cm	deg								
1	MHz	dBuV	dB/m	dBuV/m	dB	cm	deg							
1	5119.50	44.97	1.76	43.21	54.00	-9.03	285	213	Average	Horizontal				
2 *	5200.00	98.58	55.15	43.43	54.00	44.50	285	213	Average	Horizontal				
3	5356.00	46.08	2.75	43.33	54.00	-7.92	285	213	Average	Horizontal				



TÜV Rheinland Taiwan Ltd.
No. 458-18, Sec 2, Fenliao, Linkou Dist., New Taipei City 244, Taiwan(R.O.C.)
Tel: +886-2172-1000 Fax: +886-2172-1322



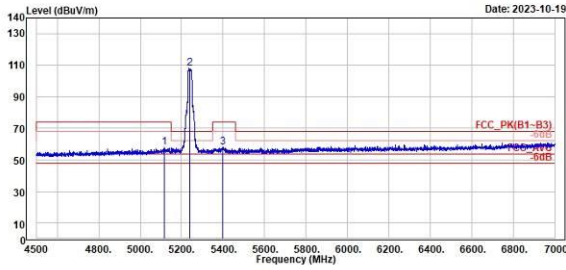
Date: 2023-10-19

1	2	3	4	5	6	7	8	9	10	11	12	13	14	15
1	Level	Read	Limit	Over	APos	TPos	Remark	Pol/Phase	Note					
1	dBuV/m	Level	Line	Limit	cm	deg								
1	MHz	dBuV	dB/m	dBuV/m	dB	cm	deg							
1	5123.00	45.43	2.21	43.22	54.00	-6.57	112	290	Average	Vertical				
2 *	5200.00	101.04	57.61	43.43	54.00	47.04	112	290	Average	Vertical				
3	5356.50	47.31	3.97	43.34	54.00	-6.69	112	290	Average	Vertical				

802.11n HT20
CH 48 (Horizontal) Peak
CH 48 (Vertical) Peak


TÜV Rheinland Taiwan Ltd.
 No. 458-18, Sec 2, Fenliao, Linkou Dist., New Taipei City 244, Taiwan(R.O.C.)
 Tel: +886-2172-1000 Fax: +886-2172-1322

Date: 2023-10-19

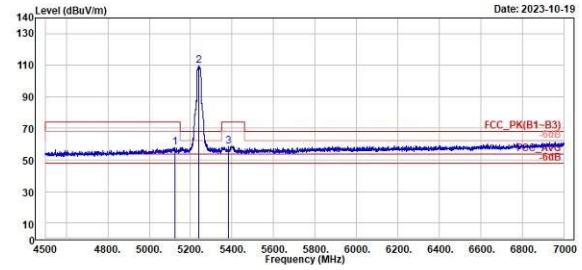


Peak	Freq (MHz)	Level (dBuV/m)	Read Level (dBuV)	Level Factor (dB/m)	Limit Line (dBuV/m)	Over Limit (dB)	APos (cm)	TPos (deg)	Remark	Pol/Phase	Note
1	5115.00	58.07	14.88	43.19	74.00	-15.93	298	213	Peak	Horizontal	
2 *	5240.00	108.26	65.83	43.23	68.28	40.00	298	213	Peak	Horizontal	
3	5398.00	58.27	14.39	43.88	74.00	-15.73	298	213	Peak	Horizontal	



TÜV Rheinland Taiwan Ltd.
 No. 458-18, Sec 2, Fenliao, Linkou Dist., New Taipei City 244, Taiwan(R.O.C.)
 Tel: +886-2172-1000 Fax: +886-2172-1322

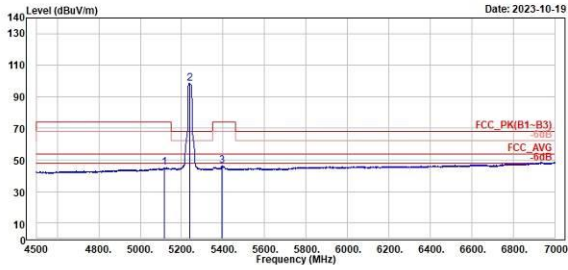
Date: 2023-10-19



Peak	Freq (MHz)	Level (dBuV/m)	Read Level (dBuV)	Level Factor (dB/m)	Limit Line (dBuV/m)	Over Limit (dB)	APos (cm)	TPos (deg)	Remark	Pol/Phase	Note
1	5124.50	57.85	14.63	43.22	74.00	-16.15	172	291	Peak	Vertical	
2 *	5240.00	108.48	66.17	43.23	68.28	43.20	172	291	Peak	Vertical	
3	5383.00	58.65	14.97	43.68	74.00	-15.35	172	291	Peak	Vertical	

802.11n HT20
CH 48 (Horizontal) Average
CH 48 (Vertical) Average

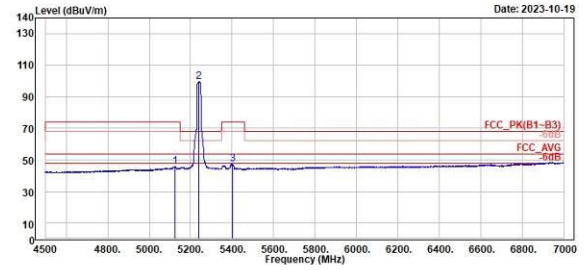

TÜV Rheinland Taiwan Ltd.
 No. 458-18, Sec 2, Fenliao, Linkou Dist., New Taipei City 244, Taiwan(R.O.C.)
 Tel: +886-2172-1000 Fax: +886-2172-1322



1	2	3	Read Level	Level Factor	Limit Line	Over Limit	APos	TPos	Remark	Pol/Phase	Note
MHz	dBuV/m	dBuV	dB/m	dBuV/m	dB	cm	deg				
5115.50	45.03	1.84	43.19	54.00	-8.97	298	213	Average	Horizontal		
5240.00	98.38	55.87	43.23	54.00	44.38	298	213	Average	Horizontal		
5393.50	46.13	2.32	43.81	54.00	-7.87	298	213	Average	Horizontal		



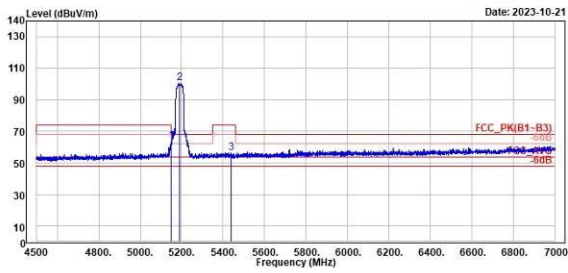
TÜV Rheinland Taiwan Ltd.
 No. 458-18, Sec 2, Fenliao, Linkou Dist., New Taipei City 244, Taiwan(R.O.C.)
 Tel: +886-2172-1000 Fax: +886-2172-1322



1	2	3	Read Level	Level Factor	Limit Line	Over Limit	APos	TPos	Remark	Pol/Phase	Note
MHz	dBuV/m	dBuV	dB/m	dBuV/m	dB	cm	deg				
5124.00	45.89	2.67	43.22	54.00	-8.11	172	291	Average	Vertical		
5240.00	99.47	56.24	43.23	54.00	45.47	172	291	Average	Vertical		
5403.50	47.27	3.40	43.87	54.00	-6.73	172	291	Average	Vertical		

802.11n HT40
CH 38 (Horizontal) Peak
CH 38 (Vertical) Peak

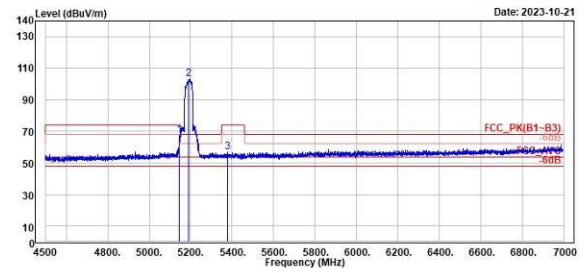

TÜV Rheinland Taiwan Ltd.
 No. 458-18, Sec 2, Fenliao, Linkou Dist., New Taipei City 244, Taiwan(R.O.C.)
 Tel: +886-2172-1000 Fax: +886-2172-1322



	Freq	Level	Read	Limit	Over	APos	TPos	Remark	Pol/Phase	Note
	MHz	dBuV/m	dBuV	dB/m	dBuV/m	dB	cm	deg		
1	5147.50	64.13	20.85	43.28	74.00	-9.87	262	323 Peak	Horizontal	
2 *	5190.00	100.53	57.12	43.41	68.28	32.33	262	323 Peak	Horizontal	
3	5439.50	56.44	12.83	43.61	74.00	-17.56	262	323 Peak	Horizontal	



TÜV Rheinland Taiwan Ltd.
 No. 458-18, Sec 2, Fenliao, Linkou Dist., New Taipei City 244, Taiwan(R.O.C.)
 Tel: +886-2172-1000 Fax: +886-2172-1322



	Freq	Level	Read	Limit	Over	APos	TPos	Remark	Pol/Phase	Note
	MHz	dBuV/m	dBuV	dB/m	dBuV/m	dB	cm	deg		
1	5147.00	67.36	24.08	43.28	74.00	-6.64	251	281 Peak	Vertical	
2 *	5190.00	103.18	59.77	43.41	68.28	34.98	251	281 Peak	Vertical	
3	5378.00	56.88	13.26	43.62	74.00	-17.12	251	281 Peak	Vertical	

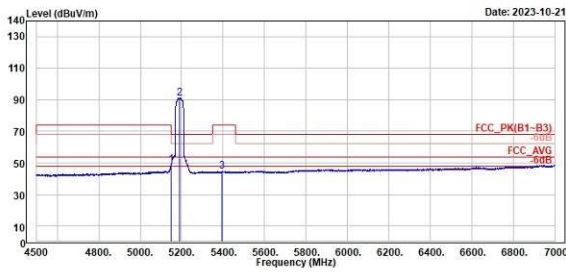
802.11n HT40

CH 38 (Horizontal) Average

CH 38 (Vertical) Average



TÜV Rheinland Taiwan Ltd.
No. 458-18, Sec 2, Fenliao, Linkou Dist., New Taipei City 244, Taiwan(R.O.C.)
Tel: +886-2172-1000 Fax: +886-2172-1322

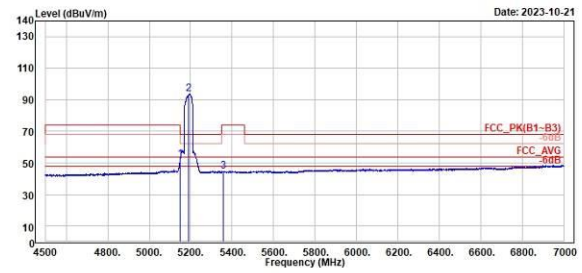


Date: 2023-10-21

	Freq	Level	Read Level Factor	Limit Line	Over Limit	APos	TPos	Remark	Pol/Phase	Note
	MHz	dBuV/m	dBuV	dB/m	dBuV/m	dB	cm	deg		
1	5149.50	48.87	5.58	43.29	54.00	-5.13	262	323	Average	Horizontal
2	5190.00	91.15	47.74	43.41	54.00	37.15	262	323	Average	Horizontal
3	5392.50	44.58	0.78	43.80	54.00	-9.42	262	323	Average	Horizontal



TÜV Rheinland Taiwan Ltd.
No. 458-18, Sec 2, Fenliao, Linkou Dist., New Taipei City 244, Taiwan(R.O.C.)
Tel: +886-2172-1000 Fax: +886-2172-1322



Date: 2023-10-21

	Freq	Level	Read Level Factor	Limit Line	Over Limit	APos	TPos	Remark	Pol/Phase	Note
	MHz	dBuV/m	dBuV	dB/m	dBuV/m	dB	cm	deg		
1	5150.00	52.25	0.96	43.29	54.00	-1.75	251	281	Average	Vertical
2	5190.00	93.68	50.27	43.41	54.00	39.68	251	281	Average	Vertical
3	5356.00	44.76	1.43	43.33	54.00	-9.24	251	281	Average	Vertical

802.11n HT40

CH 46 (Horizontal) Peak

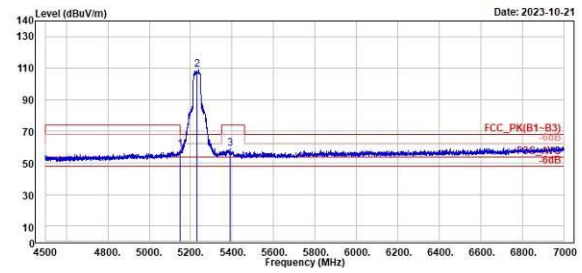
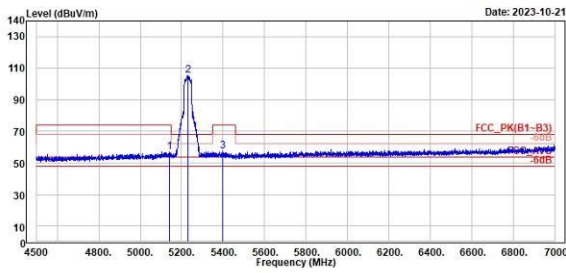
CH 46 (Vertical) Peak



TÜV Rheinland Taiwan Ltd.
No. 458-18, Sec 2, Fenliao, Linkou Dist., New Taipei City 244, Taiwan(R.O.C.)
Tel: +886-2172-1000 Fax: +886-2172-1322



TÜV Rheinland Taiwan Ltd.
No. 458-18, Sec 2, Fenliao, Linkou Dist., New Taipei City 244, Taiwan(R.O.C.)
Tel: +886-2172-1000 Fax: +886-2172-1322



Peak	Freq (MHz)	Level (dBuV/m)	Read Level (dBuV)	Factor (dB/m)	Limit Line (dBuV/m)	Over Limit (dB)	APos (cm)	TPos (deg)	Remark	Pol/Phase	Note
1	5140.50	57.10	13.83	43.27	74.00	-16.90	400	321	Peak	Horizontal	
2 *	5230.00	105.58	62.30	43.28	68.28	37.30	400	321	Peak	Horizontal	
3	5400.00	57.57	13.67	43.90	74.00	-16.43	400	321	Peak	Horizontal	

Peak	Freq (MHz)	Level (dBuV/m)	Read Level (dBuV)	Factor (dB/m)	Limit Line (dBuV/m)	Over Limit (dB)	APos (cm)	TPos (deg)	Remark	Pol/Phase	Note
1	5149.00	58.57	15.28	43.29	74.00	-15.43	248	292	Peak	Vertical	
2 *	5230.00	109.00	65.72	43.28	68.28	40.80	248	292	Peak	Vertical	
3	5389.50	58.86	15.10	43.76	74.00	-15.14	248	292	Peak	Vertical	

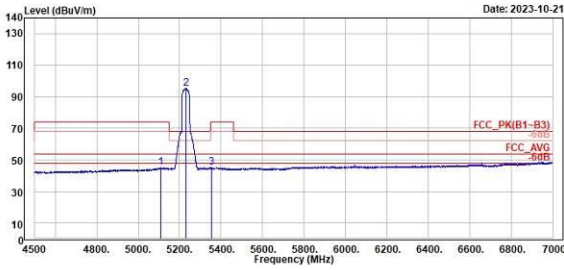
802.11n HT40

CH 46 (Horizontal) Average

CH 46 (Vertical) Average



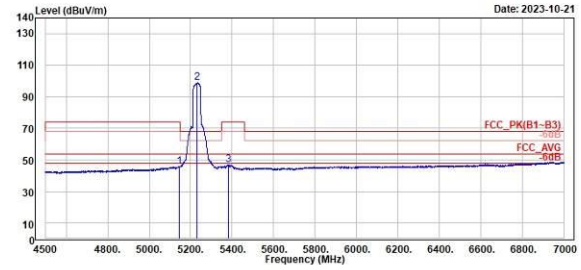
TUV Rheinland Taiwan Ltd.
No. 458-18, Sec 2, Fenliao, Linkou Dist., New Taipei City 244, Taiwan(R.O.C.)
Tel: +886-2172-1000 Fax: +886-2172-1322



1	2	3
Read Level	Read Level	Read Level
Factor	Factor	Factor
Limit Line	Limit Line	Limit Line
Over Limit	Over Limit	Over Limit
APos	APos	APos
TPos	TPos	TPos
Remark	Remark	Remark
Pol/Phase	Pol/Phase	Pol/Phase
Note	Note	Note
5186.59	5230.00	5354.00
45.07	96.42	45.09
1.90	52.14	1.78
43.17	43.28	43.31
54.00	54.00	54.00
-8.93	41.42	-8.91
400	400	400
321	321	321
Average	Average	Average
Horizontal	Horizontal	Horizontal



TUV Rheinland Taiwan Ltd.
No. 458-18, Sec 2, Fenliao, Linkou Dist., New Taipei City 244, Taiwan(R.O.C.)
Tel: +886-2172-1000 Fax: +886-2172-1322



1	2	3
Read Level	Read Level	Read Level
Factor	Factor	Factor
Limit Line	Limit Line	Limit Line
Over Limit	Over Limit	Over Limit
APos	APos	APos
TPos	TPos	TPos
Remark	Remark	Remark
Pol/Phase	Pol/Phase	Pol/Phase
Note	Note	Note
5145.00	5230.00	5384.00
45.90	96.78	46.82
2.62	55.50	3.13
43.28	43.28	43.69
54.00	54.00	54.00
-6.10	44.78	-7.18
248	248	248
292	292	292
Average	Average	Average
Vertical	Vertical	Vertical

Band Edges, 5.35GHz
U-NII-2A

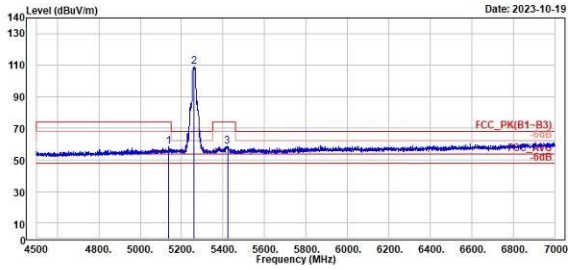
802.11a

CH 52 (Horizontal) Peak

CH 52 (Vertical) Peak



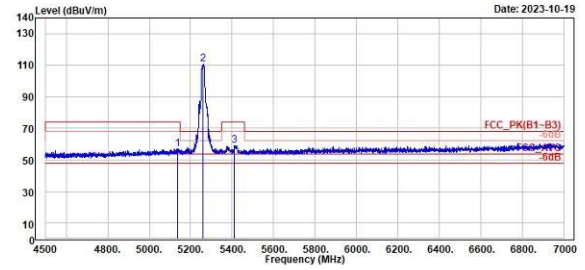
TUV Rheinland Taiwan Ltd.
No. 458-18, Sec 2, Fenliao, Linkou Dist., New Taipei City 244, Taiwan(R.O.C.)
Tel: +886-2172-1000 Fax: +886-2172-1322



Peak	Freq (MHz)	Level (dBuV/m)	Read Level (dBuV)	Level Factor (dB/m)	Limit Line (dBuV/m)	Over Limit (dB)	APos (cm)	TPos (deg)	Remark	Pol/Phase	Note
1	5136.50	58.32	15.07	43.25	74.00	-15.68	294	214	Peak	Horizontal	
2 *	5260.00	108.87	65.59	43.28	68.28	40.67	294	214	Peak	Horizontal	
3	5421.00	58.81	15.06	43.75	74.00	-15.19	294	214	Peak	Horizontal	



TUV Rheinland Taiwan Ltd.
No. 458-18, Sec 2, Fenliao, Linkou Dist., New Taipei City 244, Taiwan(R.O.C.)
Tel: +886-2172-1000 Fax: +886-2172-1322



Peak	Freq (MHz)	Level (dBuV/m)	Read Level (dBuV)	Level Factor (dB/m)	Limit Line (dBuV/m)	Over Limit (dB)	APos (cm)	TPos (deg)	Remark	Pol/Phase	Note
1	5137.50	57.00	13.75	43.25	74.00	-17.00	245	290	Peak	Vertical	
2 *	5260.00	110.74	67.46	43.28	68.28	42.54	245	290	Peak	Vertical	
3	5412.50	59.27	15.46	43.81	74.00	-14.73	245	290	Peak	Vertical	

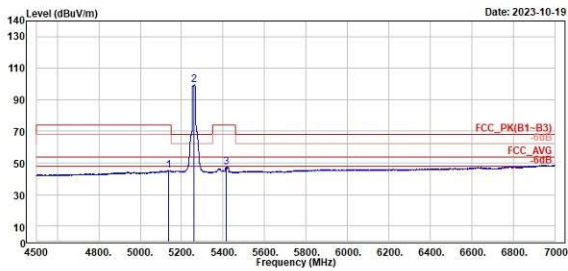
802.11a

CH 52 (Horizontal) Average

CH 52 (Vertical) Average



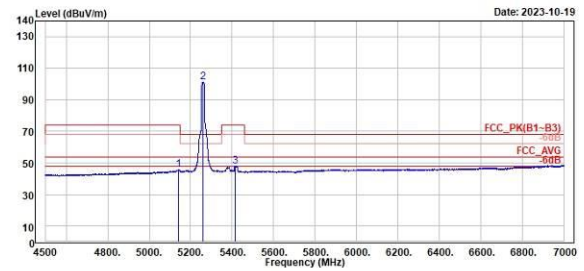
TÜV Rheinland Taiwan Ltd.
No. 458-18, Sec 2, Fenliao, Linkou Dist., New Taipei City 244, Taiwan(R.O.C.)
Tel: +886-2172-1000 Fax: +886-2172-1322



1	2	3	4	5	6	7	8	9	10	11	12	
1	Level	Read	Limit	Over	APos	TPos	Remark	Pol/Phase	Note			
1	Freq	Level	Level	Line	Limit	cm	deg					
1	MHz	dBuV/m	dBuV	dB/m	dBuV/m	dB	cm	deg				
1	5136.00	45.28	2.83	43.25	54.00	-8.72	294	214	Average	Horizontal		
2 *	5260.00	99.61	56.33	43.28	54.00	45.61	294	214	Average	Horizontal		
3	5415.50	47.46	3.67	43.79	54.00	-6.54	294	214	Average	Horizontal		



TÜV Rheinland Taiwan Ltd.
No. 458-18, Sec 2, Fenliao, Linkou Dist., New Taipei City 244, Taiwan(R.O.C.)
Tel: +886-2172-1000 Fax: +886-2172-1322



1	2	3	4	5	6	7	8	9	10	11	12	
1	Level	Read	Limit	Over	APos	TPos	Remark	Pol/Phase	Note			
1	Freq	Level	Level	Line	Limit	cm	deg					
1	MHz	dBuV/m	dBuV	dB/m	dBuV/m	dB	cm	deg				
1	5142.50	45.66	2.39	43.27	54.00	-6.34	245	290	Average	Vertical		
2 *	5260.00	101.38	58.02	43.28	54.00	47.38	245	290	Average	Vertical		
3 !	5414.50	48.17	4.38	43.79	54.00	-5.83	245	290	Average	Vertical		

802.11a

CH 60 (Horizontal) Peak

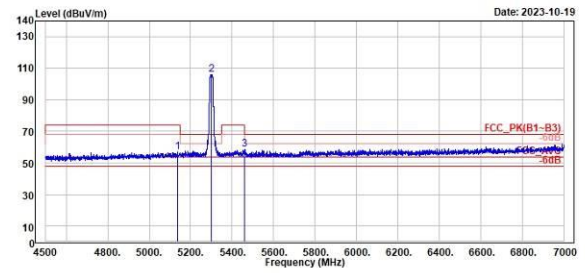
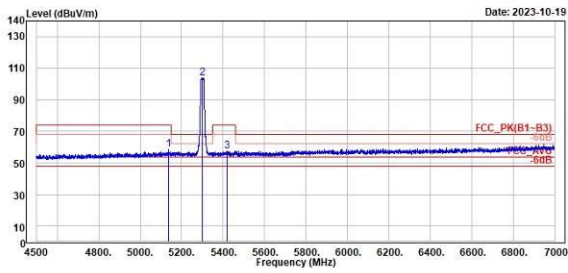
CH 60 (Vertical) Peak



TÜV Rheinland Taiwan Ltd.
No. 458-18, Sec 2, Fenliao, Linkou Dist., New Taipei City 244, Taiwan(R.O.C.)
Tel: +886-2172-1000 Fax: +886-2172-1322



TÜV Rheinland Taiwan Ltd.
No. 458-18, Sec 2, Fenliao, Linkou Dist., New Taipei City 244, Taiwan(R.O.C.)
Tel: +886-2172-1000 Fax: +886-2172-1322

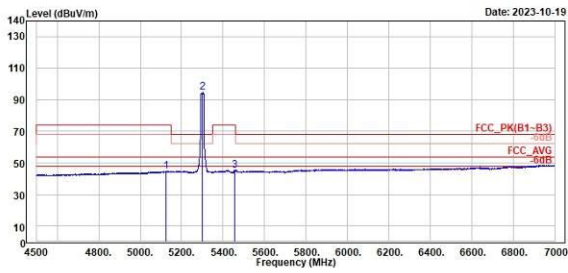


Peak	Freq (MHz)	Level (dBuV/m)	Read Level (dBuV)	Level Factor (dB/m)	Limit Line (dBuV/m)	Over Limit (dB)	APos (cm)	TPos (deg)	Remark	Pol/Phase	Note
1	5135.50	58.40	15.15	43.25	74.00	-15.60	276	215	Peak	Horizontal	
2 *	5300.00	103.94	60.22	43.72	68.28	35.74	276	215	Peak	Horizontal	
3	5420.50	57.56	13.81	43.75	74.00	-16.44	276	215	Peak	Horizontal	

Peak	Freq (MHz)	Level (dBuV/m)	Read Level (dBuV)	Level Factor (dB/m)	Limit Line (dBuV/m)	Over Limit (dB)	APos (cm)	TPos (deg)	Remark	Pol/Phase	Note
1	5135.50	56.75	13.50	43.25	74.00	-17.25	243	290	Peak	Vertical	
2 *	5300.00	106.17	62.45	43.72	68.28	37.97	243	290	Peak	Vertical	
3	5459.50	58.48	14.91	43.57	74.00	-15.52	243	290	Peak	Vertical	

802.11a
CH 60 (Horizontal) Average
CH 60 (Vertical) Average


TÜV Rheinland Taiwan Ltd.
 No. 458-18, Sec 2, Fenliao, Linkou Dist., New Taipei City 244, Taiwan(R.O.C.)
 Tel: +886-2172-1000 Fax: +886-2172-1322

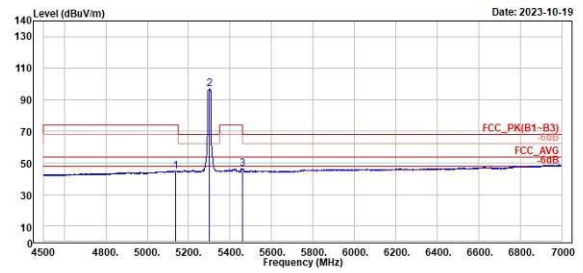


Date: 2023-10-19

1	2	3	4	5	6	7	8	9	10	11	12	13	14	15	16	17	18	19	20
1	Level	Read	Limit	Over	APos	TPos	Remark	Pol/Phase	Note										
1	dBuV/m	Level	Line	Limit	cm	deg													
1	MHz	dBuV	dB/m	dBuV/m	dB	cm	deg												
1	5126.50	44.56	1.34	43.22	54.00	-9.44	276	215	Average	Horizontal									
2 *	5300.00	94.56	50.84	43.72	54.00	40.56	276	215	Average	Horizontal									
3	5455.50	45.28	1.73	43.55	54.00	-8.72	276	215	Average	Horizontal									



TÜV Rheinland Taiwan Ltd.
 No. 458-18, Sec 2, Fenliao, Linkou Dist., New Taipei City 244, Taiwan(R.O.C.)
 Tel: +886-2172-1000 Fax: +886-2172-1322

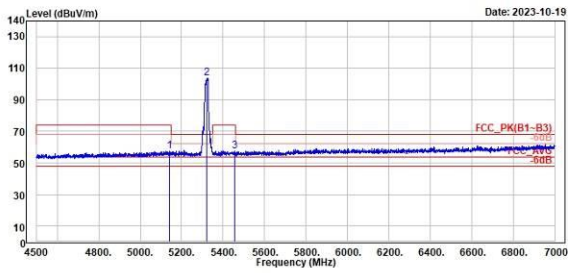


Date: 2023-10-19

1	2	3	4	5	6	7	8	9	10	11	12	13	14	15	16	17	18	19	20
1	Level	Read	Limit	Over	APos	TPos	Remark	Pol/Phase	Note										
1	dBuV/m	Level	Line	Limit	cm	deg													
1	MHz	dBuV	dB/m	dBuV/m	dB	cm	deg												
1	5138.00	44.78	1.52	43.26	54.00	-9.22	243	290	Average	Vertical									
2 *	5300.00	96.74	53.82	43.72	54.00	42.74	243	290	Average	Vertical									
3	5458.00	46.31	2.74	43.57	54.00	-7.69	243	290	Average	Vertical									

802.11a
CH 64 (Horizontal) Peak
CH 64 (Vertical) Peak

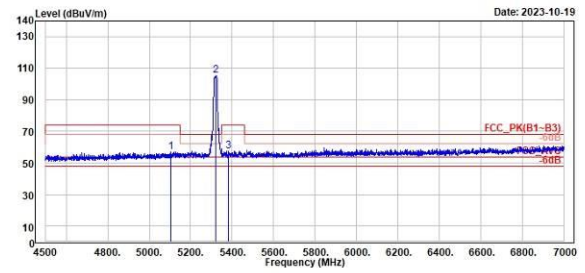

TÜV Rheinland Taiwan Ltd.
 No. 458-18, Sec 2, Fenliao, Linkou Dist., New Taipei City 244, Taiwan(R.O.C.)
 Tel: +886-2172-1000 Fax: +886-2172-1322



Peak	Freq	Level	Read	Limit	Over	APos	TPos	Remark	Pol/Phase	Note
	MHz	dBuV/m	dBuV	dB/m	dBuV/m	dB	cm	deg		
1	5140.00	57.54	14.28	43.26	74.00	-16.46	383	201 Peak	Horizontal	
2 *	5320.00	103.05	60.32	43.53	68.28	35.05	383	201 Peak	Horizontal	
3	5454.50	57.64	14.09	43.55	74.00	-16.36	383	201 Peak	Horizontal	



TÜV Rheinland Taiwan Ltd.
 No. 458-18, Sec 2, Fenliao, Linkou Dist., New Taipei City 244, Taiwan(R.O.C.)
 Tel: +886-2172-1000 Fax: +886-2172-1322



Peak	Freq	Level	Read	Limit	Over	APos	TPos	Remark	Pol/Phase	Note
	MHz	dBuV/m	dBuV	dB/m	dBuV/m	dB	cm	deg		
1	5104.50	56.93	13.76	43.17	74.00	-17.07	175	28 Peak	Vertical	
2 *	5320.00	105.28	61.75	43.53	68.28	37.08	175	28 Peak	Vertical	
3	5382.50	57.56	13.89	43.67	74.00	-16.44	175	28 Peak	Vertical	

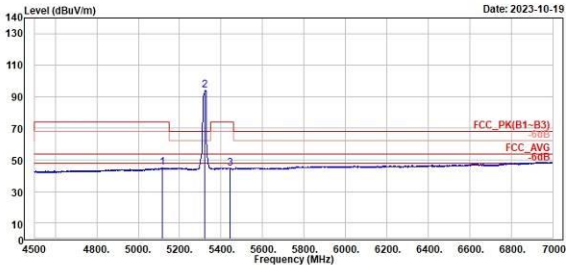
802.11a

CH 64 (Horizontal) Average

CH 64 (Vertical) Average



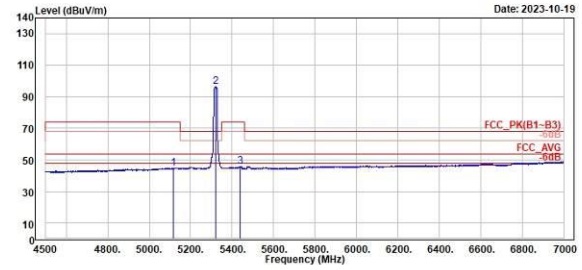
TUV Rheinland Taiwan Ltd.
No. 458-18, Sec 2, Fenliao, Linkou Dist., New Taipei City 244, Taiwan(R.O.C.)
Tel: +886-2172-1000 Fax: +886-2172-1322



1	2	3	4	5	6	7	8	9	10	11	12	13	14	15	16	17	18	19	20
1	Level	Read	Limit	Over	APos	TPos	Remark	Pol/Phase	Note										
1	dBuV/m	Level	Line	Limit	cm	deg													
1	dBuV	Factor	dB/m	dBuV/m	dB	cm	deg												
1	5117.00	45.05	1.85	43.20	54.00	-8.95	383	201 Average	Horizontal										
2 *	5320.00	94.02	50.49	43.53	54.00	40.02	383	201 Average	Horizontal										
3	5444.00	44.96	1.38	43.58	54.00	-9.04	383	201 Average	Horizontal										



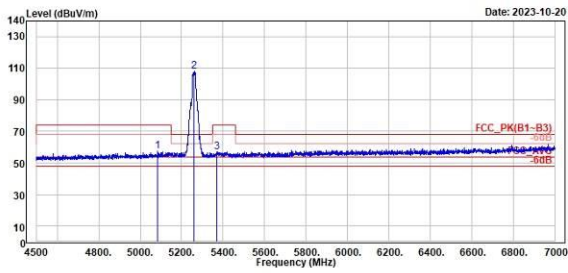
TUV Rheinland Taiwan Ltd.
No. 458-18, Sec 2, Fenliao, Linkou Dist., New Taipei City 244, Taiwan(R.O.C.)
Tel: +886-2172-1000 Fax: +886-2172-1322



1	2	3	4	5	6	7	8	9	10	11	12	13	14	15	16	17	18	19	20
1	Level	Read	Limit	Over	APos	TPos	Remark	Pol/Phase	Note										
1	dBuV/m	Level	Line	Limit	cm	deg													
1	dBuV	Factor	dB/m	dBuV/m	dB	cm	deg												
1	5117.00	44.96	1.76	43.20	54.00	-9.04	175	28 Average	Vertical										
2 *	5320.00	96.43	52.90	43.53	54.00	42.43	175	28 Average	Vertical										
3	5439.00	45.72	2.10	43.62	54.00	-8.28	175	28 Average	Vertical										

802.11n HT20
CH 52 (Horizontal) Peak
CH 52 (Vertical) Peak

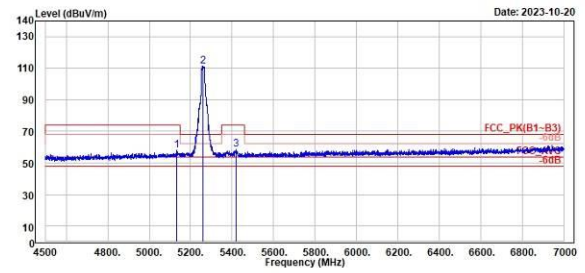

TÜV Rheinland Taiwan Ltd.
 No. 458-18, Sec 2, Fenliao, Linkou Dist., New Taipei City 244, Taiwan(R.O.C.)
 Tel: +886-2172-1000 Fax: +886-2172-1322



Peak	Freq (MHz)	Level (dBuV/m)	Read Level (dBuV)	Level Factor (dB/m)	Limit Line (dBuV/m)	Over Limit (dB)	APos (cm)	TPos (deg)	Remark	Pol/Phase	Note
1	5085.00	57.33	14.13	43.20	74.00	-16.67	394	201	Peak	Horizontal	
2 *	5260.00	107.87	64.59	43.28	68.28	39.67	394	201	Peak	Horizontal	
3	5371.50	56.94	13.41	43.53	74.00	-17.06	394	201	Peak	Horizontal	



TÜV Rheinland Taiwan Ltd.
 No. 458-18, Sec 2, Fenliao, Linkou Dist., New Taipei City 244, Taiwan(R.O.C.)
 Tel: +886-2172-1000 Fax: +886-2172-1322



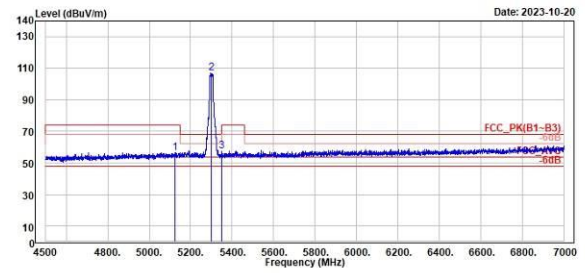
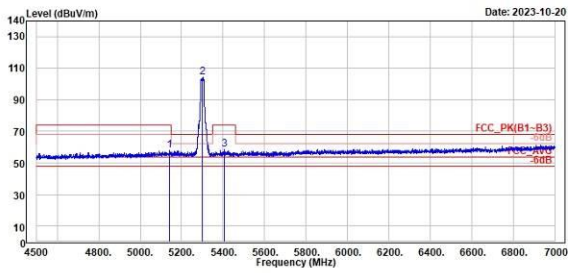
Peak	Freq (MHz)	Level (dBuV/m)	Read Level (dBuV)	Level Factor (dB/m)	Limit Line (dBuV/m)	Over Limit (dB)	APos (cm)	TPos (deg)	Remark	Pol/Phase	Note
1	5134.00	58.14	14.89	43.25	74.00	-15.86	272	287	Peak	Vertical	
2 *	5260.00	111.05	67.77	43.28	68.28	42.85	272	287	Peak	Vertical	
3	5417.50	58.44	14.67	43.77	74.00	-15.56	272	287	Peak	Vertical	

802.11n HT20
CH 60 (Horizontal) Peak
CH 60 (Vertical) Peak


TÜV Rheinland Taiwan Ltd.
 No. 458-18, Sec 2, Fenliao, Linkou Dist., New Taipei City 244, Taiwan(R.O.C.)
 Tel: +886-2172-1000 Fax: +886-2172-1322



TÜV Rheinland Taiwan Ltd.
 No. 458-18, Sec 2, Fenliao, Linkou Dist., New Taipei City 244, Taiwan(R.O.C.)
 Tel: +886-2172-1000 Fax: +886-2172-1322



Peak	Freq	Level	Read Level	Factor	Limit	Over	APos	TPos	Remark	Pol/Phase	Note
	MHz	dBuV/m	dBuV	dB/m	dBuV/m	dB	cm	deg			
1	5141.50	58.15	14.88	43.27	74.00	-15.85	276	201	Peak	Horizontal	
2 *	5380.00	104.14	60.42	43.72	68.28	35.94	276	201	Peak	Horizontal	
3	5495.50	58.62	14.76	43.86	74.00	-15.38	276	201	Peak	Horizontal	

Peak	Freq	Level	Read Level	Factor	Limit	Over	APos	TPos	Remark	Pol/Phase	Note
	MHz	dBuV/m	dBuV	dB/m	dBuV/m	dB	cm	deg			
1	5124.50	56.63	13.41	43.22	74.00	-17.37	285	143	Peak	Vertical	
2 *	5380.00	106.84	63.12	43.72	68.28	38.64	285	143	Peak	Vertical	
3	5350.50	57.64	14.37	43.27	74.00	-16.36	285	143	Peak	Vertical	

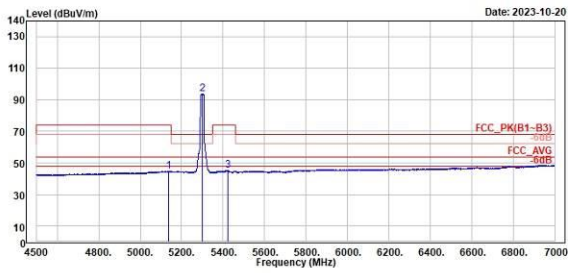
802.11n HT20

CH 60 (Horizontal) Average

CH 60 (Vertical) Average



TUV Rheinland Taiwan Ltd.
No. 458-18, Sec 2, Fenliao, Linkou Dist., New Taipei City 244, Taiwan(R.O.C.)
Tel: +886-2172-1000 Fax: +886-2172-1322

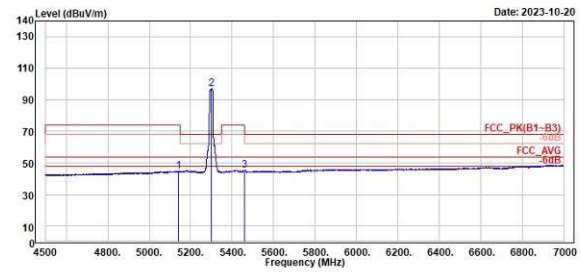


Date: 2023-10-20

1	2	3	Read Level	Level Factor	Limit Line	Over Limit	APos	TPos	Remark	Pol/Phase	Note
MHz	dBuV/m	dBuV	dB/m	dBuV/m	dB	cm	deg				
5135.00	44.64	1.39	43.25	54.00	-9.36	276	201	Average	Horizontal		
5300.00	93.88	50.16	43.72	54.00	39.88	276	201	Average	Horizontal		
5424.50	45.39	1.67	43.72	54.00	-8.61	276	201	Average	Horizontal		



TUV Rheinland Taiwan Ltd.
No. 458-18, Sec 2, Fenliao, Linkou Dist., New Taipei City 244, Taiwan(R.O.C.)
Tel: +886-2172-1000 Fax: +886-2172-1322



Date: 2023-10-20

1	2	3	Read Level	Level Factor	Limit Line	Over Limit	APos	TPos	Remark	Pol/Phase	Note
MHz	dBuV/m	dBuV	dB/m	dBuV/m	dB	cm	deg				
5142.00	44.79	1.52	43.27	54.00	-9.21	285	143	Average	Vertical		
5300.00	96.91	53.19	43.72	54.00	42.91	285	143	Average	Vertical		
5459.00	45.46	1.89	43.57	54.00	-8.54	285	143	Average	Vertical		

802.11n HT20

CH 64 (Horizontal) Peak

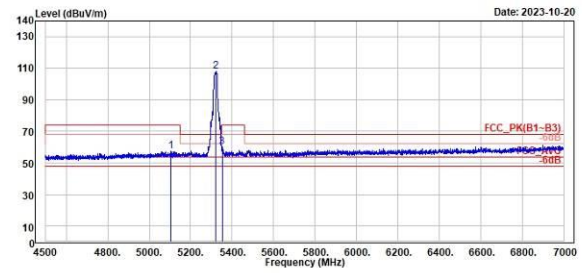
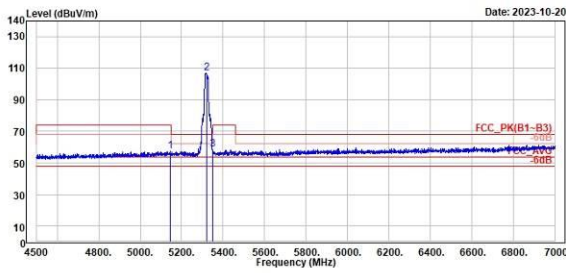
CH 64 (Vertical) Peak



TUV Rheinland Taiwan Ltd.
No. 458-18, Sec 2, Fenliao, Linkou Dist., New Taipei City 244, Taiwan(R.O.C.)
Tel: +886-2172-1000 Fax: +886-2172-1322



TUV Rheinland Taiwan Ltd.
No. 458-18, Sec 2, Fenliao, Linkou Dist., New Taipei City 244, Taiwan(R.O.C.)
Tel: +886-2172-1000 Fax: +886-2172-1322



Peak	Freq	Level	Read Level	Factor	Limit	Over	APos	TPos	Remark	Pol/Phase	Note
	MHz	dBuV/m	dBuV	dB/m	dBuV/m	dB	cm	deg			
1	5144.50	57.50	14.22	43.28	74.00	-16.50	382	202	Peak	Horizontal	
2 *	5320.00	107.16	63.63	43.53	68.20	38.96	382	202	Peak	Horizontal	
3	5350.00	58.52	15.26	43.26	68.20	-9.68	382	202	Peak	Horizontal	

Peak	Freq	Level	Read Level	Factor	Limit	Over	APos	TPos	Remark	Pol/Phase	Note
	MHz	dBuV/m	dBuV	dB/m	dBuV/m	dB	cm	deg			
1	5105.00	57.39	14.22	43.17	74.00	-16.61	271	147	Peak	Vertical	
2 *	5320.00	107.08	64.27	43.53	68.20	39.60	271	147	Peak	Vertical	
3	5351.50	60.33	17.05	43.28	74.00	-13.67	271	147	Peak	Vertical	

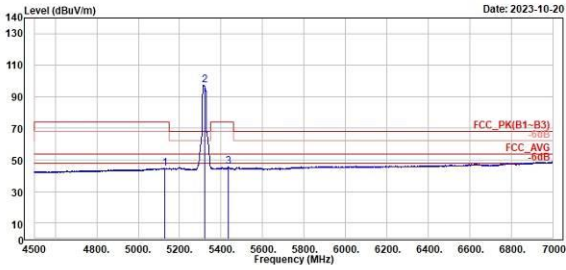
802.11n HT20

CH 64 (Horizontal) Average

CH 64 (Vertical) Average



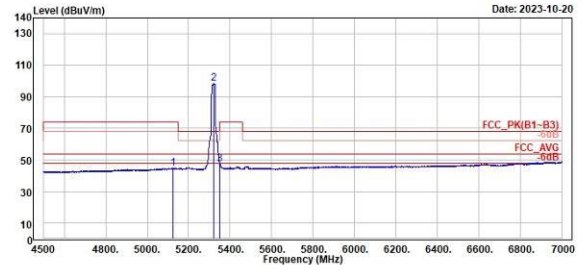
TUV Rheinland Taiwan Ltd.
No. 458-18, Sec 2, Fenliao, Linkou Dist., New Taipei City 244, Taiwan(R.O.C.)
Tel: +886-2172-1000 Fax: +886-2172-1322



1	2	3	4	5	6	7	8	9	10	11	12
1	Level	Read	Limit	Over	APos	TPos	Remark	Pol/Phase	Note		
1	dBuV/m	Factor	Line	Limit	cm	deg					
1	5129.00	44.70	1.46	43.24	54.00	-9.30	382	202 Average	Horizontal		
2 *	5320.00	97.61	54.00	43.63	54.00	43.61	382	202 Average	Horizontal		
3	5436.00	45.64	2.00	43.64	54.00	-8.36	382	202 Average	Horizontal		



TUV Rheinland Taiwan Ltd.
No. 458-18, Sec 2, Fenliao, Linkou Dist., New Taipei City 244, Taiwan(R.O.C.)
Tel: +886-2172-1000 Fax: +886-2172-1322



1	2	3	4	5	6	7	8	9	10	11	12
1	Level	Read	Limit	Over	APos	TPos	Remark	Pol/Phase	Note		
1	dBuV/m	Factor	Line	Limit	cm	deg					
1	5123.00	44.70	1.46	43.22	54.00	-9.30	271	147 Average	Vertical		
2 *	5320.00	98.29	54.76	43.53	54.00	44.29	271	147 Average	Vertical		
3	5350.00	47.25	3.99	43.26	54.00	-6.75	271	147 Average	Vertical		

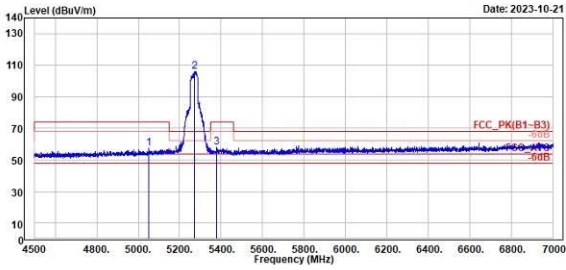
802.11n HT40

CH 54 (Horizontal) Peak

CH 54 (Vertical) Peak



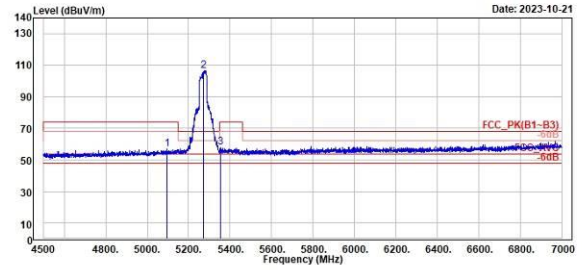
TUV Rheinland Taiwan Ltd.
No. 458-18, Sec 2, Fenliao, Linkou Dist., New Taipei City 244, Taiwan(R.O.C.)
Tel: +886-2172-1000 Fax: +886-2172-1322



Peak	Freq	Level	Read Level	Factor	Limit Line	Over Limit	APos	TPos	Remark	Pol/Phase	Note
	MHz	dBuV/m	dBuV	dB/m	dBuV/m	dB	cm	deg			
1	5049.50	57.28	13.97	43.31	74.00	-16.72	305	207	Peak	Horizontal	
2 *	5270.00	105.93	62.54	43.39	68.28	37.75	305	207	Peak	Horizontal	
3	5380.00	58.03	14.39	43.64	74.00	-15.97	305	207	Peak	Horizontal	



TUV Rheinland Taiwan Ltd.
No. 458-18, Sec 2, Fenliao, Linkou Dist., New Taipei City 244, Taiwan(R.O.C.)
Tel: +886-2172-1000 Fax: +886-2172-1322



Peak	Freq	Level	Read Level	Factor	Limit Line	Over Limit	APos	TPos	Remark	Pol/Phase	Note
	MHz	dBuV/m	dBuV	dB/m	dBuV/m	dB	cm	deg			
1	5095.00	56.87	13.70	43.17	74.00	-17.13	259	130	Peak	Vertical	
2 *	5270.00	106.63	63.24	43.39	68.28	38.43	259	130	Peak	Vertical	
3	5352.00	57.89	14.61	43.28	74.00	-16.11	259	130	Peak	Vertical	

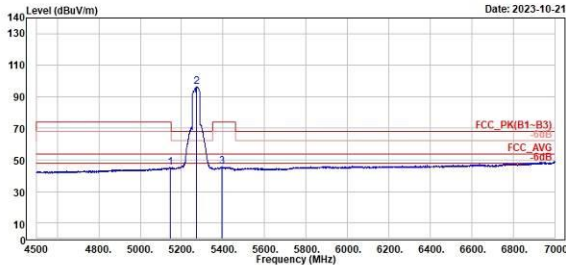
802.11n HT40

CH 54 (Horizontal) Average

CH 54 (Vertical) Average



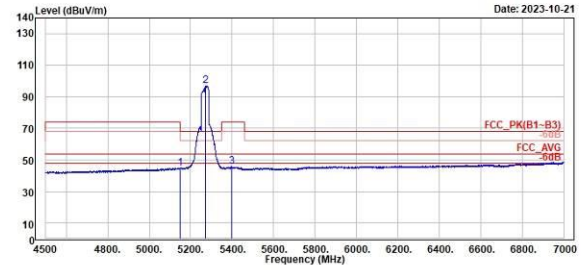
TÜV Rheinland Taiwan Ltd.
No. 458-18, Sec 2, Fenliao, Linkou Dist., New Taipei City 244, Taiwan(R.O.C.)
Tel: +886-2172-1000 Fax: +886-2172-1322



1	2	3	4	5	6	7	8	9	10	11	12	13	14	15
1	2	3	4	5	6	7	8	9	10	11	12	13	14	15
1	2	3	4	5	6	7	8	9	10	11	12	13	14	15
5146.50	45.08	1.80	43.28	54.00	-8.92	305	207	Average	Horizontal					
5270.00	96.57	53.18	43.39	54.00	42.57	305	207	Average	Horizontal					
5395.50	45.54	1.70	43.84	54.00	-8.46	305	207	Average	Horizontal					



TÜV Rheinland Taiwan Ltd.
No. 458-18, Sec 2, Fenliao, Linkou Dist., New Taipei City 244, Taiwan(R.O.C.)
Tel: +886-2172-1000 Fax: +886-2172-1322



1	2	3	4	5	6	7	8	9	10	11	12	13	14	15
1	2	3	4	5	6	7	8	9	10	11	12	13	14	15
1	2	3	4	5	6	7	8	9	10	11	12	13	14	15
5149.00	44.96	1.67	43.29	54.00	-9.04	259	130	Average	Vertical					
5270.00	96.92	53.53	43.39	54.00	42.92	259	130	Average	Vertical					
5397.50	45.71	1.84	43.87	54.00	-8.29	259	130	Average	Vertical					

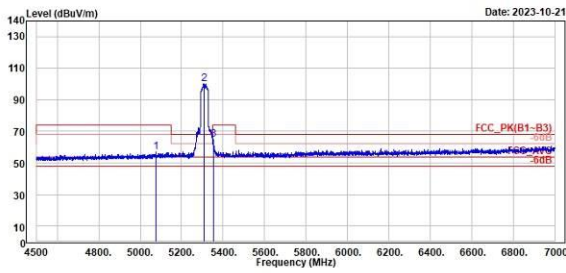
802.11n HT40

CH 62 (Horizontal) Peak

CH 62 (Vertical) Peak



TÜV Rheinland Taiwan Ltd.
No. 458-18, Sec 2, Fenliao, Linkou Dist., New Taipei City 244, Taiwan(R.O.C.)
Tel: +886-2172-1000 Fax: +886-2172-1322

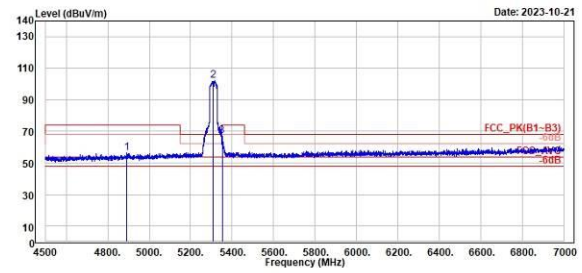


Date: 2023-10-21

Peak	Freq (MHz)	Level (dBuV/m)	Read Level (dBuV)	Factor (dB/m)	Limit Line (dBuV/m)	Over Limit (dB)	APos (cm)	TPos (deg)	Remark	Pol/Phase	Note
1	5077.00	56.00	13.58	43.22	74.00	-17.20	133	200	Peak	Horizontal	
2 *	5316.00	100.33	56.71	43.62	68.28	32.13	133	200	Peak	Horizontal	
3	5354.00	65.13	21.82	43.31	74.00	-8.87	133	200	Peak	Horizontal	



TÜV Rheinland Taiwan Ltd.
No. 458-18, Sec 2, Fenliao, Linkou Dist., New Taipei City 244, Taiwan(R.O.C.)
Tel: +886-2172-1000 Fax: +886-2172-1322



Date: 2023-10-21

Peak	Freq (MHz)	Level (dBuV/m)	Read Level (dBuV)	Factor (dB/m)	Limit Line (dBuV/m)	Over Limit (dB)	APos (cm)	TPos (deg)	Remark	Pol/Phase	Note
1	4892.00	56.26	13.37	42.89	74.00	-17.74	100	282	Peak	Vertical	
2 *	5316.00	102.42	58.00	43.62	68.28	34.22	100	282	Peak	Vertical	
3	5351.50	66.94	23.66	43.28	74.00	-7.06	100	282	Peak	Vertical	

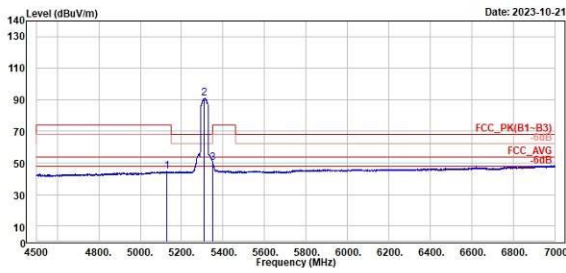
802.11n HT40

CH 62 (Horizontal) Average

CH 62 (Vertical) Average



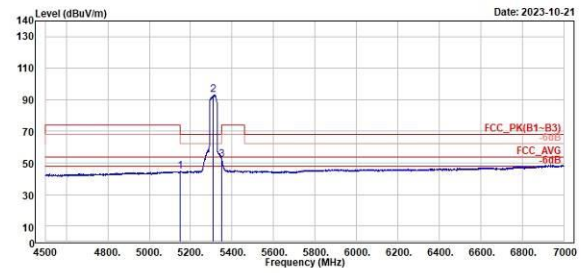
TUV Rheinland Taiwan Ltd.
No. 458-18, Sec 2, Fenliao, Linkou Dist., New Taipei City 244, Taiwan(R.O.C.)
Tel: +886-2172-1000 Fax: +886-2172-1322



1	2	3	Read Level	Level Factor	Limit Line	Over Limit	APos	TPos	Remark	Pol/Phase	Note
MHz	dBuV/m	dBuV	dB/m	dBuV/m	dB	cm	deg				
5130.50	44.55	1.31	43.24	54.00	-9.45	133	200	Average	Horizontal		
5310.00	90.79	47.17	43.62	54.00	36.79	133	200	Average	Horizontal		
5350.00	50.10	6.84	43.26	54.00	-3.90	133	200	Average	Horizontal		



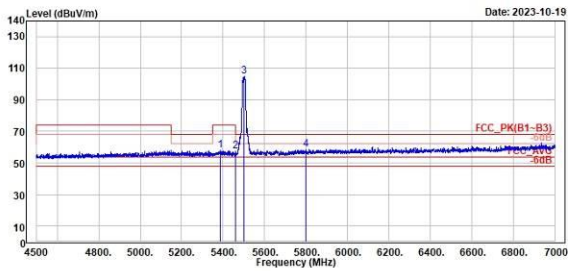
TUV Rheinland Taiwan Ltd.
No. 458-18, Sec 2, Fenliao, Linkou Dist., New Taipei City 244, Taiwan(R.O.C.)
Tel: +886-2172-1000 Fax: +886-2172-1322



1	2	3	Read Level	Level Factor	Limit Line	Over Limit	APos	TPos	Remark	Pol/Phase	Note
MHz	dBuV/m	dBuV	dB/m	dBuV/m	dB	cm	deg				
5147.50	44.50	1.22	43.28	54.00	-9.50	100	282	Average	Vertical		
5310.00	93.13	49.51	43.62	54.00	39.13	100	282	Average	Vertical		
5350.00	52.00	8.74	43.26	54.00	-2.00	100	282	Average	Vertical		

Band Edges, 5.3GHz ~ 5.47GHz, 5.725GHz
U-NII-2C
802.11a
CH 100 (Horizontal) Peak
CH 100 (Vertical) Peak

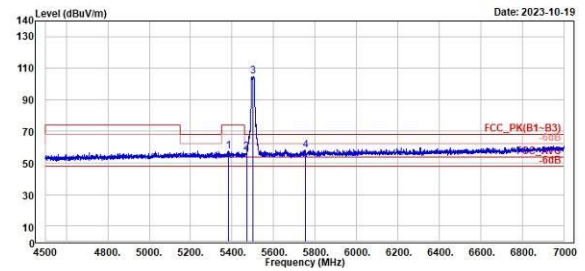

TÜV Rheinland Taiwan Ltd.
 No. 458-18, Sec 2, Fenliao, Linkou Dist., New Taipei City 241, Taiwan(R.O.C.)
 Tel: +886-2172-1000 Fax: +886-2172-1322



	Freq	Level	Read	Limit	Over	APos	TPos	Remark	Pol/Phase	Note
	MHz	dBuV/m	dBuV	dB/m	dBuV/m	dB	cm	deg		
1	5387.00	57.90	14.17	43.73	74.00	-16.10	355	198 Peak	Horizontal	
2	5460.00	57.53	13.96	43.57	68.20	-10.67	355	198 Peak	Horizontal	
3 *	5500.00	104.72	61.04	43.68	68.20	36.52	355	198 Peak	Horizontal	
4	5798.00	58.48	14.36	44.12	68.20	-9.72	355	198 Peak	Horizontal	



TÜV Rheinland Taiwan Ltd.
 No. 458-18, Sec 2, Fenliao, Linkou Dist., New Taipei City 241, Taiwan(R.O.C.)
 Tel: +886-2172-1000 Fax: +886-2172-1322



	Freq	Level	Read	Limit	Over	APos	TPos	Remark	Pol/Phase	Note
	MHz	dBuV/m	dBuV	dB/m	dBuV/m	dB	cm	deg		
1	5381.50	57.27	13.61	43.66	74.00	-16.73	295	36 Peak	Vertical	
2	5470.00	56.87	13.27	43.60	68.20	-11.33	295	36 Peak	Vertical	
3 *	5500.00	104.77	61.09	43.68	68.20	36.57	295	36 Peak	Vertical	
4	5756.00	58.10	14.01	44.09	68.20	-10.10	295	36 Peak	Vertical	

802.11a

CH 100 (Horizontal) Average

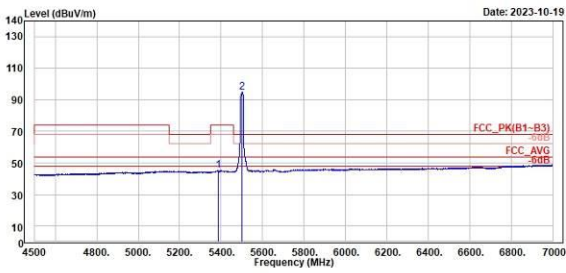
CH 100 (Vertical) Average



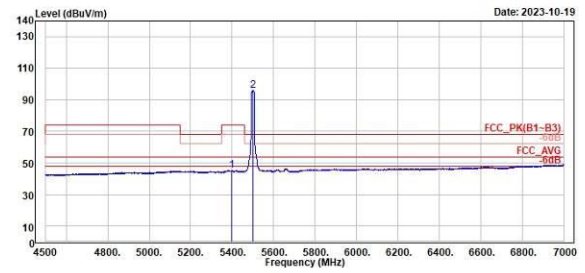
TÜV Rheinland Taiwan Ltd.
No. 458-18, Sec 2, Fenliao, Linkou Dist., New Taipei City 244, Taiwan(R.O.C.)
Tel: +886-2172-1000 Fax: +886-2172-1322



TÜV Rheinland Taiwan Ltd.
No. 458-18, Sec 2, Fenliao, Linkou Dist., New Taipei City 244, Taiwan(R.O.C.)
Tel: +886-2172-1000 Fax: +886-2172-1322



Freq	Level	Read Level	Factor	Limit Line	Over Limit	APos	TPos	Remark	Pol/Phase	Note
MHz	dBuV/m	dBuV	dB/m	dBuV/m	dB	cm	deg			
1	5385.00	45.02	1.31	43.71	54.00	-8.98	355	198 Average	Horizontal	
2 *	5500.00	94.73	51.05	43.68	54.00	40.73	355	198 Average	Horizontal	



Freq	Level	Read Level	Factor	Limit Line	Over Limit	APos	TPos	Remark	Pol/Phase	Note
MHz	dBuV/m	dBuV	dB/m	dBuV/m	dB	cm	deg			
1	5398.00	45.16	1.28	43.88	54.00	-8.84	295	36 Average	Vertical	
2 *	5500.00	95.08	52.20	43.68	54.00	41.08	295	36 Average	Vertical	

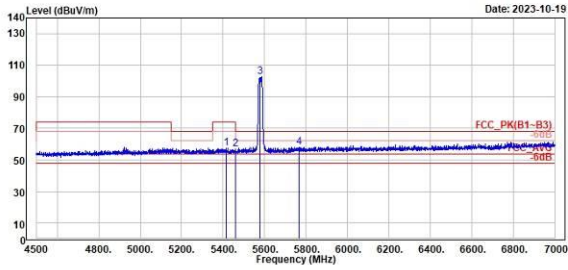
802.11a

CH 116 (Horizontal) Peak

CH 116 (Vertical) Peak



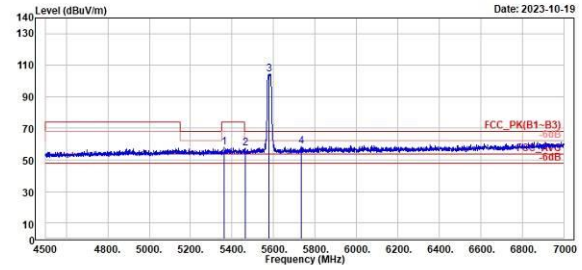
TÜV Rheinland Taiwan Ltd.
No. 458-18, Sec 2, Fenliao, Linkou Dist., New Taipei City 244, Taiwan(R.O.C.)
Tel: +886-2172-1000 Fax: +886-2172-1322



Peak	Freq (MHz)	Level (dBuV/m)	Read Level (dBuV)	Factor (dB/m)	Limit Line (dBuV/m)	Over Limit (dB)	APos (cm)	TPos (deg)	Remark	Pol/Phase	Note
1	5416.58	57.43	13.65	43.78	74.00	-16.57	132	201	Peak	Horizontal	
2	5468.00	56.84	13.27	43.57	68.20	-11.36	132	201	Peak	Horizontal	
3 *	5580.00	102.96	59.31	43.65	68.20	34.76	132	201	Peak	Horizontal	
4	5767.50	58.09	13.99	44.10	68.20	-10.11	132	201	Peak	Horizontal	



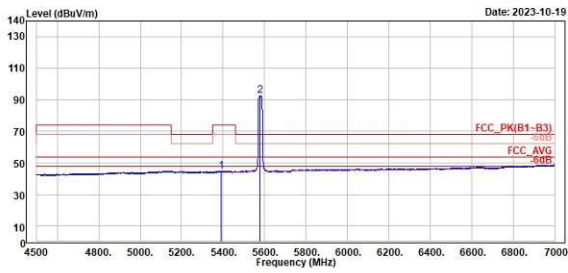
TÜV Rheinland Taiwan Ltd.
No. 458-18, Sec 2, Fenliao, Linkou Dist., New Taipei City 244, Taiwan(R.O.C.)
Tel: +886-2172-1000 Fax: +886-2172-1322



Peak	Freq (MHz)	Level (dBuV/m)	Read Level (dBuV)	Factor (dB/m)	Limit Line (dBuV/m)	Over Limit (dB)	APos (cm)	TPos (deg)	Remark	Pol/Phase	Note
1	5369.50	57.81	14.41	43.40	74.00	-16.19	291	31	Peak	Vertical	
2	5465.00	57.32	13.74	43.58	68.20	-10.88	291	31	Peak	Vertical	
3 *	5580.00	104.51	60.86	43.65	68.20	36.31	291	31	Peak	Vertical	
4	5734.00	58.56	14.65	43.91	68.20	-9.64	291	31	Peak	Vertical	

802.11a
CH 116 (Horizontal) Average
CH 116 (Vertical) Average

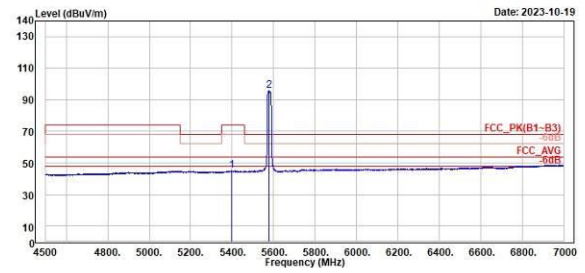

TÜV Rheinland Taiwan Ltd.
 No. 458-18, Sec 2, Fenliao, Linkou Dist., New Taipei City 244, Taiwan(R.O.C.)
 Tel: +886-2172-1000 Fax: +886-2172-1322



Freq	Level	Read Level	Factor	Limit Line	Over Limit	APos	TPos	Remark	Pol/Phase	Note
MHz	dBuV/m	dBuV	dB/m	dBuV/m	dB	cm	deg			
1	5392.00	44.85	1.06	43.79	54.00	-9.15	132	201 Average	Horizontal	
2 *	5580.00	92.76	49.11	43.65	54.00	38.76	132	201 Average	Horizontal	



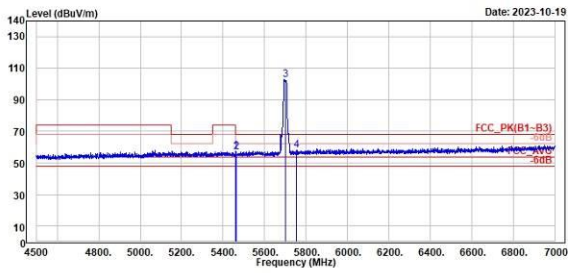
TÜV Rheinland Taiwan Ltd.
 No. 458-18, Sec 2, Fenliao, Linkou Dist., New Taipei City 244, Taiwan(R.O.C.)
 Tel: +886-2172-1000 Fax: +886-2172-1322



Freq	Level	Read Level	Factor	Limit Line	Over Limit	APos	TPos	Remark	Pol/Phase	Note
MHz	dBuV/m	dBuV	dB/m	dBuV/m	dB	cm	deg			
1	5397.00	45.18	1.24	43.86	54.00	-8.99	291	31 Average	Vertical	
2 *	5580.00	95.56	51.91	43.65	54.00	41.56	291	31 Average	Vertical	

802.11a
CH 140 (Horizontal) Peak
CH 140 (Vertical) Peak

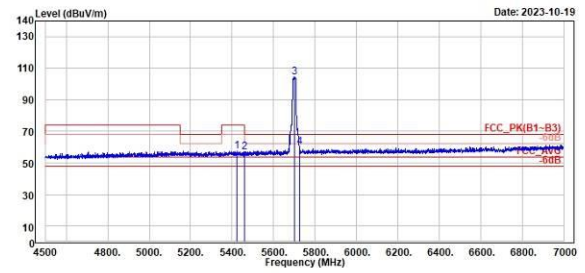

TÜV Rheinland Taiwan Ltd.
 No. 458-18, Sec 2, Fenliao, Linkou Dist., New Taipei City 244, Taiwan(R.O.C.)
 Tel: +886-2172-1000 Fax: +886-2172-1322



	Read	Limit	Over	APos	TPos	Remark	Pol/Phase	Note
1	Level	Line	Line	cm	deg			
MHz	dBuV/m	dBuV	dB/m	dBuV/m	dB			
1	5458.50	57.47	13.90	43.57	74.00	-16.53	366	204 Peak Horizontal
2	5465.00	57.18	13.60	43.58	68.20	-11.02	366	204 Peak Horizontal
3 *	5700.00	102.03	59.29	43.54	68.20	34.63	366	204 Peak Horizontal
4	5754.50	58.07	13.98	44.09	68.20	-10.13	366	204 Peak Horizontal



TÜV Rheinland Taiwan Ltd.
 No. 458-18, Sec 2, Fenliao, Linkou Dist., New Taipei City 244, Taiwan(R.O.C.)
 Tel: +886-2172-1000 Fax: +886-2172-1322



	Read	Limit	Over	APos	TPos	Remark	Pol/Phase	Note
1	Level	Line	Line	cm	deg			
MHz	dBuV/m	dBuV	dB/m	dBuV/m	dB			
1	5422.50	57.41	13.67	43.74	74.00	-16.59	182	23 Peak Vertical
2	5460.50	57.12	13.55	43.57	68.20	-11.08	182	23 Peak Vertical
3 *	5700.00	104.33	60.79	43.54	68.20	36.13	182	23 Peak Vertical
4	5725.50	59.92	16.10	43.82	68.20	-8.28	182	23 Peak Vertical

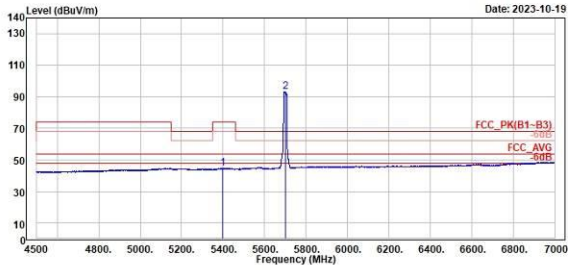
802.11a

CH 140 (Horizontal) Average

CH 140 (Vertical) Average



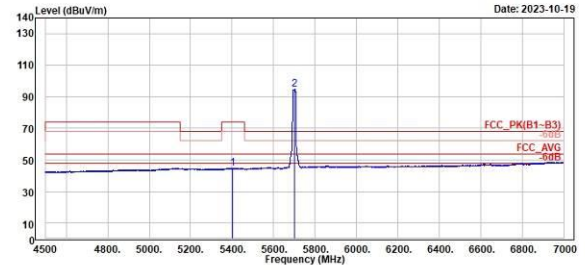
TÜV Rheinland Taiwan Ltd.
No. 458-18, Sec 2, Fenliao, Linkou Dist., New Taipei City 244, Taiwan(R.O.C.)
Tel: +886-2172-1000 Fax: +886-2172-1322



1	2 *
5399.59	5700.00
44.86	93.23
0.97	49.69
43.89	43.54
54.00	54.00
-9.14	39.23
366	366
204	204
Average	Average
Horizontal	Horizontal



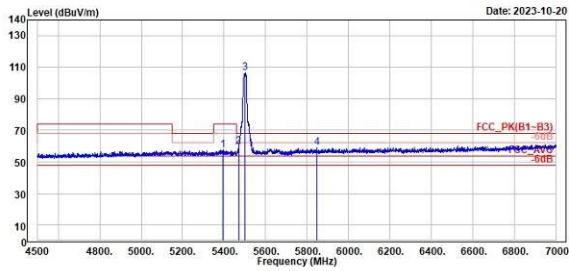
TÜV Rheinland Taiwan Ltd.
No. 458-18, Sec 2, Fenliao, Linkou Dist., New Taipei City 244, Taiwan(R.O.C.)
Tel: +886-2172-1000 Fax: +886-2172-1322



1	2 *
5404.00	5700.00
44.86	94.76
0.99	51.22
43.87	43.54
54.00	54.00
-9.14	40.76
182	182
23	23
Average	Average
Vertical	Vertical

802.11n HT20
CH 100 (Horizontal) Peak
CH 100 (Vertical) Peak

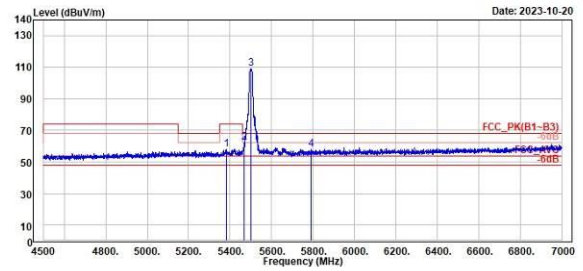

TÜV Rheinland Taiwan Ltd.
 No. 458-18, Sec 2, Fenliao, Linkou Dist., New Taipei City 244, Taiwan(R.O.C.)
 Tel: +886-2172-1000 Fax: +886-2172-1322



1	2	3	4	5	6	7	8	9	10	11	12	13	14	15	16	17	18	19	20
Read	Level	Factor	Limit	Over	APos	TPos	Remark	Pol/Phase	Note										
Freq	Level	Factor	Line	Limit	APos	TPos	Remark	Pol/Phase	Note										
MHz	dBuV/m	dBuV	dB/m	dBuV/m	dB	cm	deg												
5395.00	57.49	13.66	43.83	74.00	-16.51	376	322 Peak	Horizontal											
5470.00	59.62	16.02	43.60	68.20	-8.58	376	322 Peak	Horizontal											
5500.00	106.46	62.78	43.68	68.20	38.26	376	322 Peak	Horizontal											
5847.00	58.92	14.85	44.07	68.20	-9.28	376	322 Peak	Horizontal											



TÜV Rheinland Taiwan Ltd.
 No. 458-18, Sec 2, Fenliao, Linkou Dist., New Taipei City 244, Taiwan(R.O.C.)
 Tel: +886-2172-1000 Fax: +886-2172-1322



1	2	3	4	5	6	7	8	9	10	11	12	13	14	15	16	17	18	19	20
Read	Level	Factor	Limit	Over	APos	TPos	Remark	Pol/Phase	Note										
Freq	Level	Factor	Line	Limit	APos	TPos	Remark	Pol/Phase	Note										
MHz	dBuV/m	dBuV	dB/m	dBuV/m	dB	cm	deg												
5382.00	58.26	14.60	43.66	74.00	-15.74	239	274 Peak	Vertical											
5469.50	62.10	18.51	43.59	68.20	-6.10	239	274 Peak	Vertical											
5500.00	109.17	65.49	43.68	68.20	40.97	239	274 Peak	Vertical											
5792.50	58.04	13.92	44.12	68.20	-10.16	239	274 Peak	Vertical											

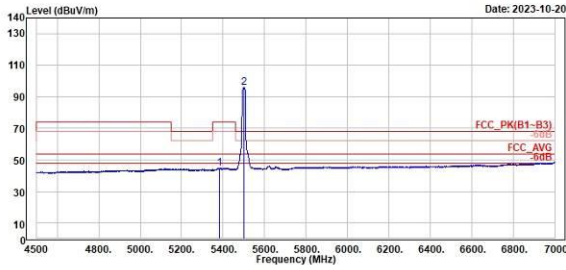
802.11n HT20

CH 100 (Horizontal) Average

CH 100 (Vertical) Average



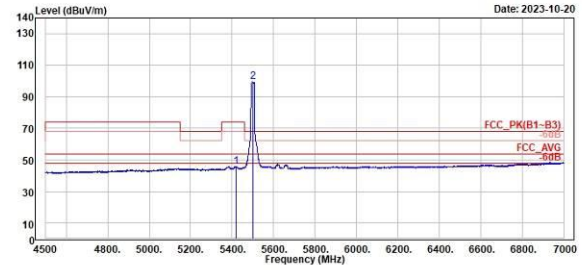
TÜV Rheinland Taiwan Ltd.
No. 458-18, Sec 2, Fenliao, Linkou Dist., New Taipei City 244, Taiwan(R.O.C.)
Tel: +886-2172-1000 Fax: +886-2172-1322



Freq	Level	Read Level Factor	Limit Line	Over Limit	APos	TPos	Remark	Pol/Phase	Note
MHz	dBuV/m	dBuV	dB/m	dBuV/m	dB	cm	deg		
1	5383.50	44.80	1.12	43.68	54.00	-9.20	376	322 Average	Horizontal
2 *	5500.00	96.00	52.32	43.68	54.00	42.00	376	322 Average	Horizontal



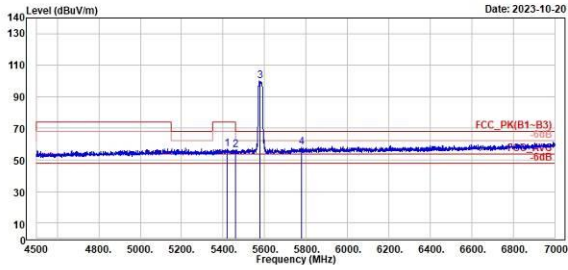
TÜV Rheinland Taiwan Ltd.
No. 458-18, Sec 2, Fenliao, Linkou Dist., New Taipei City 244, Taiwan(R.O.C.)
Tel: +886-2172-1000 Fax: +886-2172-1322



Freq	Level	Read Level Factor	Limit Line	Over Limit	APos	TPos	Remark	Pol/Phase	Note
MHz	dBuV/m	dBuV	dB/m	dBuV/m	dB	cm	deg		
1	5418.50	45.76	2.00	43.76	54.00	-6.24	239	274 Average	Vertical
2 *	5500.00	99.50	55.82	43.68	54.00	45.50	239	274 Average	Vertical

802.11n HT20
CH 116 (Horizontal) Peak
CH 116 (Vertical) Peak

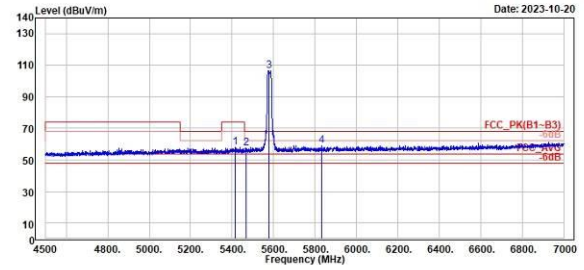

TÜV Rheinland Taiwan Ltd.
 No. 458-18, Sec 2, Fenliao, Linkou Dist., New Taipei City 244, Taiwan(R.O.C.)
 Tel: +886-2172-1000 Fax: +886-2172-1322



	Freq	Level	Read	Limit	Over	APos	TPos	Remark	Pol/Phase	Note
	MHz	dBuV/m	dBuV	dB/m	dBuV/m	dB	cm	deg		
1	5418.00	56.89	13.12	43.77	74.00	-17.11	153	193 Peak	Horizontal	
2	5469.00	56.57	13.00	43.57	68.20	-11.63	153	193 Peak	Horizontal	
3 *	5580.00	99.84	56.19	43.65	68.20	31.64	153	193 Peak	Horizontal	
4	5778.00	58.00	13.89	44.11	68.20	-10.20	153	193 Peak	Horizontal	



TÜV Rheinland Taiwan Ltd.
 No. 458-18, Sec 2, Fenliao, Linkou Dist., New Taipei City 244, Taiwan(R.O.C.)
 Tel: +886-2172-1000 Fax: +886-2172-1322



	Freq	Level	Read	Limit	Over	APos	TPos	Remark	Pol/Phase	Note
	MHz	dBuV/m	dBuV	dB/m	dBuV/m	dB	cm	deg		
1	5416.50	58.13	14.35	43.78	74.00	-15.87	227	280 Peak	Vertical	
2	5469.50	57.43	13.84	43.59	68.20	-10.77	227	280 Peak	Vertical	
3 *	5580.00	106.71	63.86	43.65	68.20	38.51	227	280 Peak	Vertical	
4	5833.00	59.33	15.25	44.08	68.20	-8.87	227	280 Peak	Vertical	

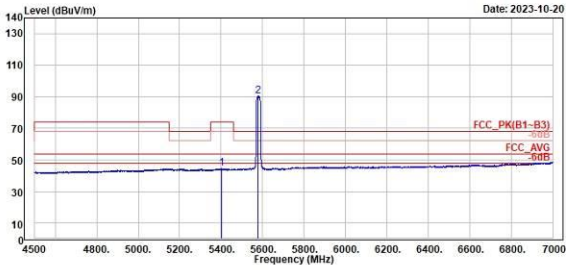
802.11n HT20

CH 116 (Horizontal) Average

CH 116 (Vertical) Average



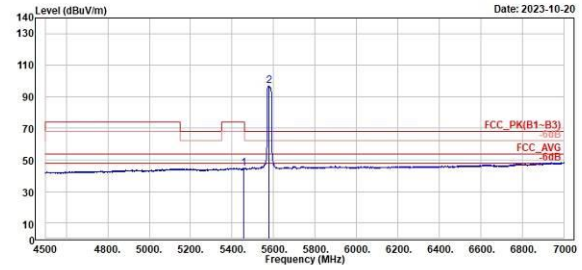
TÜV Rheinland Taiwan Ltd.
No. 458-18, Sec 2, Fenliao, Linkou Dist., New Taipei City 244, Taiwan(R.O.C.)
Tel: +886-2172-1000 Fax: +886-2172-1322



	Freq	Level	Read Level Factor	Limit Line	Over Limit	APos	TPos	Remark	Pol/Phase	Note
	MHz	dBuV/m	dBuV	dB/m	dBuV/m	dB	cm	deg		
1	5482.00	44.59	0.71	43.88	54.00	-9.41	153	193	Average	Horizontal
2 *	5580.00	90.57	46.92	43.65	54.00	36.57	153	193	Average	Horizontal



TÜV Rheinland Taiwan Ltd.
No. 458-18, Sec 2, Fenliao, Linkou Dist., New Taipei City 244, Taiwan(R.O.C.)
Tel: +886-2172-1000 Fax: +886-2172-1322



	Freq	Level	Read Level Factor	Limit Line	Over Limit	APos	TPos	Remark	Pol/Phase	Note
	MHz	dBuV/m	dBuV	dB/m	dBuV/m	dB	cm	deg		
1	5457.00	44.78	1.15	43.55	54.00	-9.30	227	280	Average	Vertical
2 *	5580.00	96.87	53.22	43.65	54.00	42.87	227	280	Average	Vertical

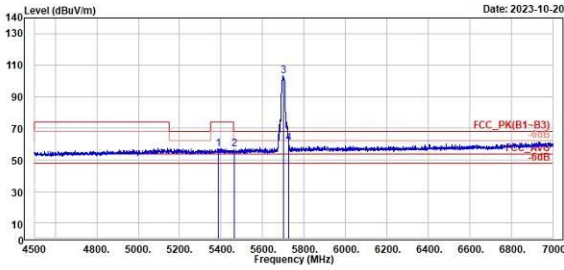
802.11n HT20

CH 140 (Horizontal) Peak

CH 140 (Vertical) Peak



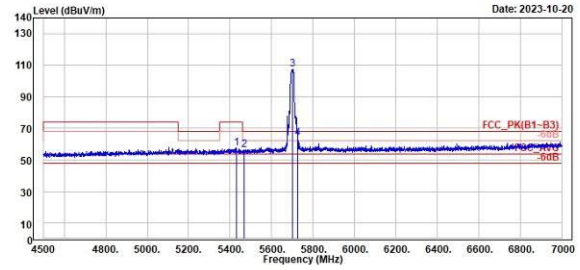
TUV Rheinland Taiwan Ltd.
No. 458-18, Sec 2, Fenliao, Linkou Dist., New Taipei City 241, Taiwan(R.O.C.)
Tel: +886-2172-1000 Fax: +886-2172-1322



	Freq	Level	Read	Limit	Over	APos	TPos	Remark	Pol/Phase	Note
	MHz	dBuV/m	dBuV	dB/m	dBuV/m	dB	cm	deg		
1	5385.50	57.04	13.32	43.72	74.00	-16.96	265	194 Peak	Horizontal	
2	5463.50	56.83	13.25	43.58	68.20	-11.37	265	194 Peak	Horizontal	
3 *	5700.00	103.41	59.87	43.54	68.20	35.21	265	194 Peak	Horizontal	
4	5726.50	60.62	16.78	43.84	68.20	-7.58	265	194 Peak	Horizontal	



TUV Rheinland Taiwan Ltd.
No. 458-18, Sec 2, Fenliao, Linkou Dist., New Taipei City 241, Taiwan(R.O.C.)
Tel: +886-2172-1000 Fax: +886-2172-1322



	Freq	Level	Read	Limit	Over	APos	TPos	Remark	Pol/Phase	Note
	MHz	dBuV/m	dBuV	dB/m	dBuV/m	dB	cm	deg		
1	5431.00	57.32	13.65	43.67	74.00	-16.68	249	279 Peak	Vertical	
2	5469.00	56.22	12.63	43.59	68.20	-11.98	249	279 Peak	Vertical	
3 *	5700.00	107.35	63.81	43.54	68.20	39.15	249	279 Peak	Vertical	
4 !	5725.00	64.05	20.24	43.81	68.20	-4.15	249	279 Peak	Vertical	

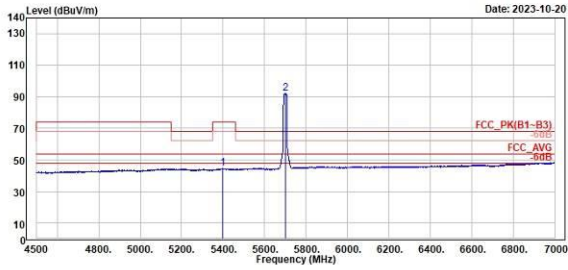
802.11n HT20

CH 140 (Horizontal) Average

CH 140 (Vertical) Average



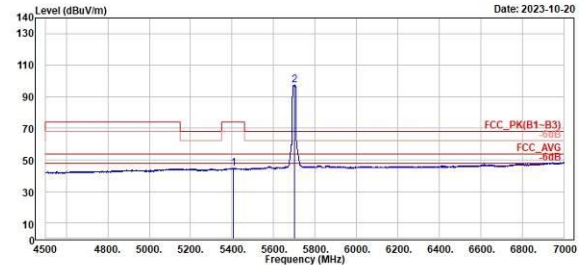
TÜV Rheinland Taiwan Ltd.
No. 458-18, Sec 2, Fenliao, Linkou Dist., New Taipei City 244, Taiwan(R.O.C.)
Tel: +886-2172-1000 Fax: +886-2172-1322



Freq	Level	Read Level	Factor	Limit Line	Over Limit	APos	TPos	Remark	Pol/Phase	Note
MHz	dBuV/m	dBuV	dB/m	dBuV/m	dB	cm	deg			
1	5398.59	44.46	0.58	43.88	54.00	-9.54	265	194 Average	Horizontal	
2 *	5700.00	92.09	48.55	43.54	54.00	38.09	265	194 Average	Horizontal	



TÜV Rheinland Taiwan Ltd.
No. 458-18, Sec 2, Fenliao, Linkou Dist., New Taipei City 244, Taiwan(R.O.C.)
Tel: +886-2172-1000 Fax: +886-2172-1322



Freq	Level	Read Level	Factor	Limit Line	Over Limit	APos	TPos	Remark	Pol/Phase	Note
MHz	dBuV/m	dBuV	dB/m	dBuV/m	dB	cm	deg			
1	5406.59	44.68	0.83	43.85	54.00	-9.32	249	279 Average	Vertical	
2 *	5700.00	97.47	53.93	43.54	54.00	43.47	249	279 Average	Vertical	

802.11n HT40

CH 102 (Horizontal) Peak

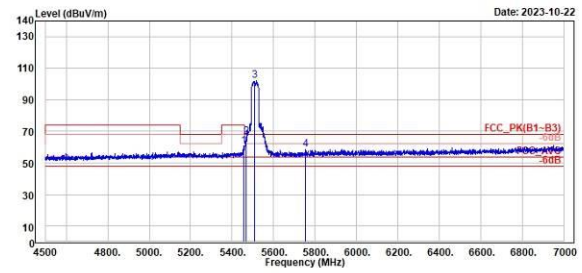
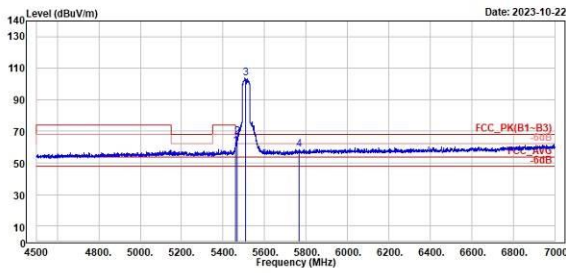
CH 102 (Vertical) Peak



TÜV Rheinland Taiwan Ltd.
No. 458-18, Sec 2, Fenliao, Linkou Dist., New Taipei City 244, Taiwan(R.O.C.)
Tel: +886-2172-1000 Fax: +886-2172-1322



TÜV Rheinland Taiwan Ltd.
No. 458-18, Sec 2, Fenliao, Linkou Dist., New Taipei City 244, Taiwan(R.O.C.)
Tel: +886-2172-1000 Fax: +886-2172-1322



Peak	Freq (MHz)	Level (dBuV/m)	Read Level (dBuV)	Level Factor (dB/m)	Limit Line (dBuV/m)	Over Limit (dB)	APos (cm)	TPos (deg)	Remark	Pol/Phase	Note
1	5468.00	68.55	16.98	43.57	68.20	-7.65	163	196	Peak	Horizontal	
2	5468.50	66.35	22.76	43.59	68.20	-1.85	163	196	Peak	Horizontal	
3	5518.00	103.86	68.19	43.67	68.20	35.66	163	196	Peak	Horizontal	
4	5768.00	58.73	14.63	44.10	68.20	-9.47	163	196	Peak	Horizontal	

Peak	Freq (MHz)	Level (dBuV/m)	Read Level (dBuV)	Level Factor (dB/m)	Limit Line (dBuV/m)	Over Limit (dB)	APos (cm)	TPos (deg)	Remark	Pol/Phase	Note
1	5455.00	68.68	17.05	43.55	74.00	-13.40	100	283	Peak	Vertical	
2	5469.00	66.68	23.09	43.59	68.20	-1.52	100	283	Peak	Vertical	
3	5518.00	102.12	58.45	43.67	68.20	33.92	100	283	Peak	Vertical	
4	5756.00	58.59	14.50	44.09	68.20	-9.61	100	283	Peak	Vertical	

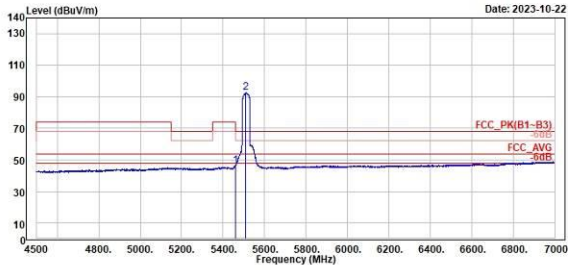
802.11n HT40

CH 102 (Horizontal) Average

CH 102 (Vertical) Average



TÜV Rheinland Taiwan Ltd.
No. 458-18, Sec 2, Fenliao, Linkou Dist., New Taipei City 244, Taiwan(R.O.C.)
Tel: +886-2172-1000 Fax: +886-2172-1322

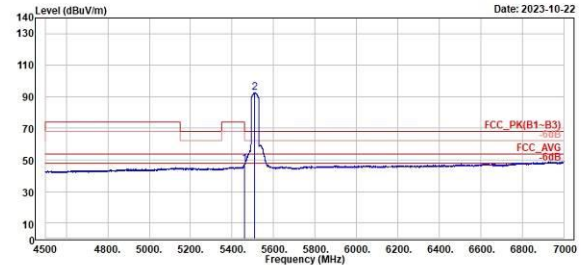


Date: 2023-10-22

Freq	Level	Read Level	Factor	Limit Line	Over Limit	APos	TPos	Remark	Pol/Phase	Note
MHz	dBuV/m	dBuV	dB/m	dBuV/m	dB	cm	deg			
1	5450.00	46.44	2.87	43.57	54.00	-7.56	163	196 Average	Horizontal	
2 *	5510.00	92.79	49.12	43.67	54.00	38.79	163	196 Average	Horizontal	



TÜV Rheinland Taiwan Ltd.
No. 458-18, Sec 2, Fenliao, Linkou Dist., New Taipei City 244, Taiwan(R.O.C.)
Tel: +886-2172-1000 Fax: +886-2172-1322

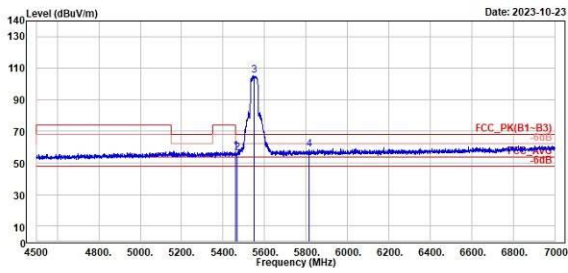


Date: 2023-10-22

Freq	Level	Read Level	Factor	Limit Line	Over Limit	APos	TPos	Remark	Pol/Phase	Note
MHz	dBuV/m	dBuV	dB/m	dBuV/m	dB	cm	deg			
1	5450.50	47.17	3.60	43.57	54.00	-6.83	100	283 Average	Vertical	
2 *	5510.00	92.69	49.02	43.67	54.00	38.69	100	283 Average	Vertical	

802.11n HT40
CH 110 (Horizontal) Peak
CH 110 (Vertical) Peak

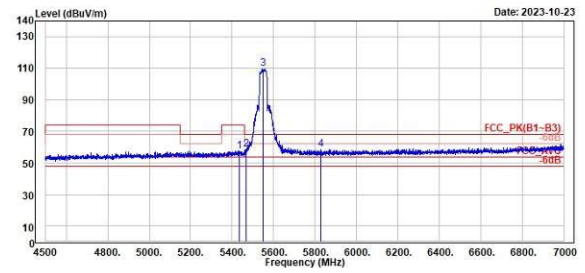

TÜV Rheinland Taiwan Ltd.
 No. 458-18, Sec 2, Fenliao, Linkou Dist., New Taipei City 244, Taiwan(R.O.C.)
 Tel: +886-2172-1000 Fax: +886-2172-1322



	Freq	Level	Read	Limit	Over	APos	TPos	Remark	Pol/Phase	Note
	MHz	dBuV/m	dBuV	dB/m	dBuV/m	cm	deg			
1	5458.00	57.41	13.84	43.57	74.00	-16.59	311	316 Peak	Horizontal	
2	5466.50	56.61	13.03	43.58	68.20	-11.59	311	316 Peak	Horizontal	
3 *	5550.00	105.24	61.62	43.62	68.20	37.04	311	316 Peak	Horizontal	
4	5816.00	58.44	14.33	44.11	68.20	-9.76	311	316 Peak	Horizontal	



TÜV Rheinland Taiwan Ltd.
 No. 458-18, Sec 2, Fenliao, Linkou Dist., New Taipei City 244, Taiwan(R.O.C.)
 Tel: +886-2172-1000 Fax: +886-2172-1322



	Freq	Level	Read	Limit	Over	APos	TPos	Remark	Pol/Phase	Note
	MHz	dBuV/m	dBuV	dB/m	dBuV/m	cm	deg			
1	5436.50	57.45	13.81	43.64	74.00	-16.55	230	293 Peak	Vertical	
2	5469.00	58.69	15.10	43.59	68.20	-9.51	230	293 Peak	Vertical	
3 *	5550.00	109.78	66.16	43.62	68.20	41.58	230	293 Peak	Vertical	
4	5827.50	58.74	14.64	44.10	68.20	-9.46	230	293 Peak	Vertical	

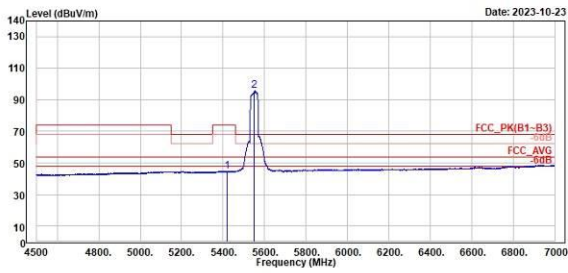
802.11n HT40

CH 110 (Horizontal) Average

CH 110 (Vertical) Average



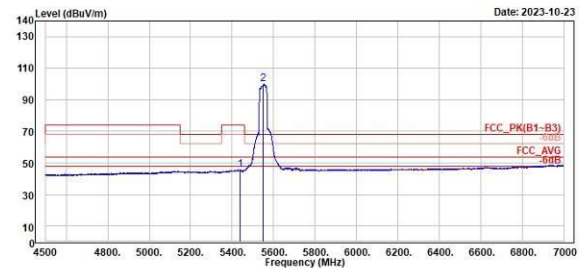
TUV Rheinland Taiwan Ltd.
No. 458-18, Sec 2, Fenliao, Linkou Dist., New Taipei City 244, Taiwan(R.O.C.)
Tel: +886-2172-1000 Fax: +886-2172-1322



Freq	Level	Read Level	Factor	Limit Line	Over Limit	APos	TPos	Remark	Pol/Phase	Note
MHz	dBuV/m	dBuV	dB/m	dBuV/m	dB	cm	deg			
1	5418.00	44.87	1.10	43.77	54.00	-9.13	311	316 Average	Horizontal	
2 *	5437.00	95.67	52.05	43.62	54.00	41.67	311	316 Average	Horizontal	



TUV Rheinland Taiwan Ltd.
No. 458-18, Sec 2, Fenliao, Linkou Dist., New Taipei City 244, Taiwan(R.O.C.)
Tel: +886-2172-1000 Fax: +886-2172-1322



Freq	Level	Read Level	Factor	Limit Line	Over Limit	APos	TPos	Remark	Pol/Phase	Note
MHz	dBuV/m	dBuV	dB/m	dBuV/m	dB	cm	deg			
1	5437.50	45.58	1.95	43.63	54.00	-8.42	230	293 Average	Vertical	
2 *	5550.00	100.05	56.43	43.62	54.00	46.05	230	293 Average	Vertical	

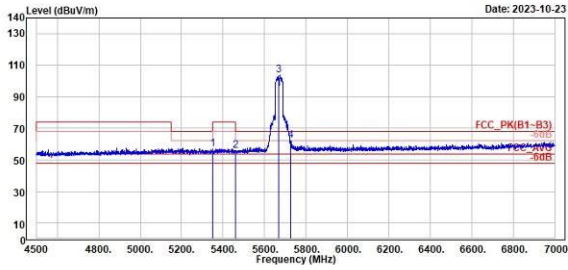
802.11n HT40

CH 134 (Horizontal) Peak

CH 134 (Vertical) Peak



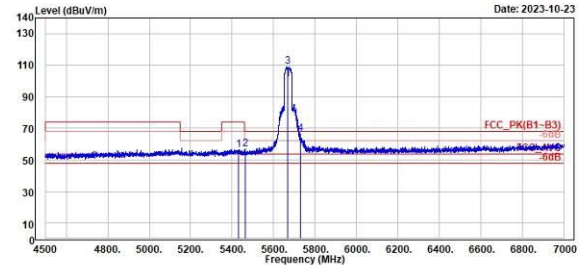
TUV Rheinland Taiwan Ltd.
No. 458-18, Sec 2, Fenliao, Linkou Dist., New Taipei City 241, Taiwan(R.O.C.)
Tel: +886-2172-1000 Fax: +886-2172-1322



	Read	Limit	Over	APos	TPos	Remark	Pol/Phase	Note	
1	5350.00	57.18	13.92	43.26	68.20	-11.02	140	198 Peak	Horizontal
2	5460.50	55.90	12.33	43.57	68.20	-12.30	140	198 Peak	Horizontal
3 *	5670.00	103.58	59.94	43.64	68.20	35.38	140	198 Peak	Horizontal
4 †	5726.00	62.31	18.48	43.83	68.20	-5.89	140	198 Peak	Horizontal



TUV Rheinland Taiwan Ltd.
No. 458-18, Sec 2, Fenliao, Linkou Dist., New Taipei City 241, Taiwan(R.O.C.)
Tel: +886-2172-1000 Fax: +886-2172-1322



	Read	Limit	Over	APos	TPos	Remark	Pol/Phase	Note	
1	5432.00	56.53	12.87	43.66	74.00	-17.47	231	291 Peak	Vertical
2	5464.50	56.90	13.32	43.58	68.20	-11.30	231	291 Peak <th>Vertical</th>	Vertical
3 *	5670.00	109.21	65.57	43.64	68.20	41.01	231	291 Peak <th>Vertical</th>	Vertical
4 †	5729.50	66.56	22.70	43.86	68.20	-1.64	231	291 Peak <th>Vertical</th>	Vertical

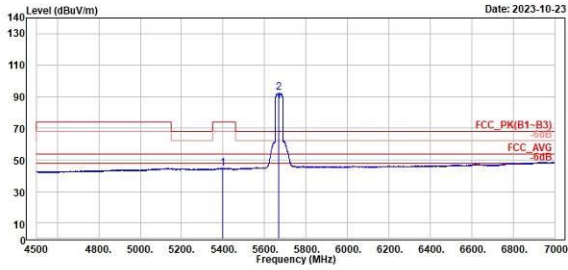
802.11n HT40

CH 134 (Horizontal) Average

CH 134 (Vertical) Average



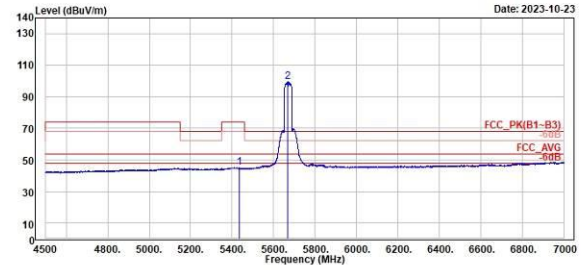
TÜV Rheinland Taiwan Ltd.
No. 458-18, Sec 2, Fenliao, Linkou Dist., New Taipei City 244, Taiwan(R.O.C.)
Tel: +886-2172-1000 Fax: +886-2172-1322



Freq	Level	Read Level Factor	Limit Line	Over Limit	APos	TPos	Remark	Pol/Phase	Note
MHz	dBuV/m	dBuV	dB/m	dBuV/m	dB	cm	deg		
1	5490.00	44.79	0.89	43.90	54.00	-9.21	140	198 Average	Horizontal
2 *	5670.00	92.38	48.74	43.64	54.00	38.38	140	198 Average	Horizontal



TÜV Rheinland Taiwan Ltd.
No. 458-18, Sec 2, Fenliao, Linkou Dist., New Taipei City 244, Taiwan(R.O.C.)
Tel: +886-2172-1000 Fax: +886-2172-1322



Freq	Level	Read Level Factor	Limit Line	Over Limit	APos	TPos	Remark	Pol/Phase	Note
MHz	dBuV/m	dBuV	dB/m	dBuV/m	dB	cm	deg		
1	5435.00	45.18	1.45	43.65	54.00	-8.99	231	291 Average	Vertical
2 *	5670.00	99.70	56.86	43.64	54.00	45.70	231	291 Average	Vertical