

Appendix B: Test Results of Radiated Spurious Emissions & Mains

Conducted Emission Test

Band Edges, 2.31GHz ~ 2.9GHz

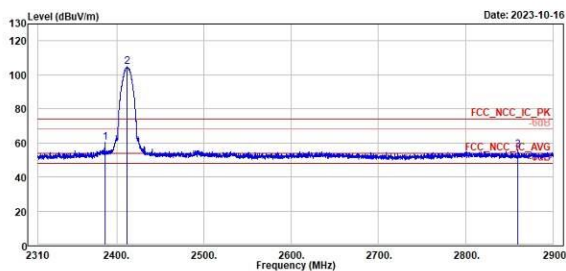
802.11b

Low Channel (Horizontal) Peak

Low Channel (Vertical) Peak



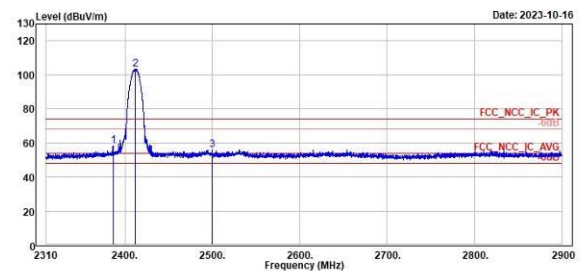
TUV Rheinland Taiwan Ltd.
No. 458-18, Sec 2, Fenliiao, Linkou Dist., New Taipei City 214, Taiwan(R.O.C.)
Tel: +886-2172-1000 Fax: +886-2172-1322



Peak	Freq (MHz)	Level (dBuV/m)	Read Level (dBuV)	Factor (dB/m)	Limit Line (dBuV/m)	Over Limit (dB)	APos (cm)	TPos (deg)	Remark	Pol/Phase	Note
1	2386.70	69.52	22.52	38.00	74.00	-13.48	104	318	Peak	Horizontal	
2 *	2412.00	104.75	66.68	38.07	74.00	30.75	104	318	Peak	Horizontal	
3	2859.88	55.62	16.86	38.76	74.00	-18.38	104	318	Peak	Horizontal	



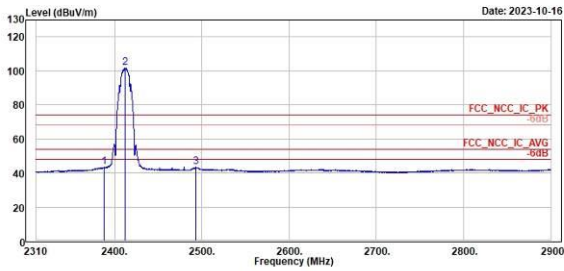
TUV Rheinland Taiwan Ltd.
No. 458-18, Sec 2, Fenliiao, Linkou Dist., New Taipei City 214, Taiwan(R.O.C.)
Tel: +886-2172-1000 Fax: +886-2172-1322



Peak	Freq (MHz)	Level (dBuV/m)	Read Level (dBuV)	Factor (dB/m)	Limit Line (dBuV/m)	Over Limit (dB)	APos (cm)	TPos (deg)	Remark	Pol/Phase	Note
1	2387.17	58.47	20.47	38.00	74.00	-15.53	362	214	Peak	Vertical	
2 *	2412.00	103.55	65.48	38.07	74.00	29.55	362	214	Peak	Vertical	
3	2499.51	56.07	17.66	38.41	74.00	-17.93	362	214	Peak	Vertical	

802.11b
Low Channel (Horizontal) Average
Low Channel (Vertical) Average

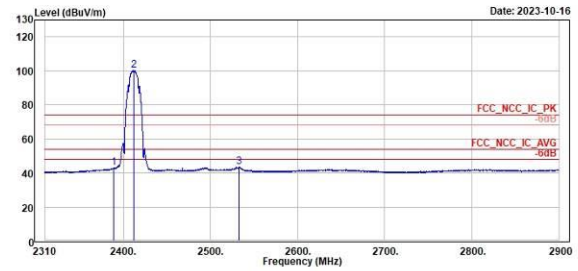

TÜV Rheinland Taiwan Ltd.
 No. 458-18, Sec 2, Fenhiao, Linkou Dist., New Taipei City 244, Taiwan(R.O.C.)
 Tel: +886-2172-1000 Fax: +886-2172-1322



1	2	3	4	5	6	7	8	9	10	11	12
Freq	Level	Read	Limit	Over	APos	TPos	Remark	Pol/Phase	Note		
MHz	dBuV/m	dBuV	dB/m	dBuV/m	dB	cm	deg				
1	2387.88	43.30	5.30	38.00	54.00	-10.70	104	318	Average	Horizontal	
2 *	2412.00	101.73	63.66	38.07	54.00	47.73	104	318	Average	Horizontal	
3	2493.25	43.29	4.89	38.40	54.00	-10.71	104	318	Average	Horizontal	



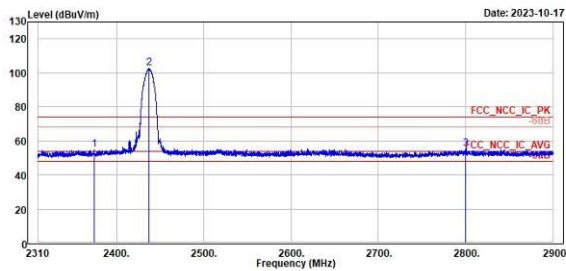
TÜV Rheinland Taiwan Ltd.
 No. 458-18, Sec 2, Fenhiao, Linkou Dist., New Taipei City 244, Taiwan(R.O.C.)
 Tel: +886-2172-1000 Fax: +886-2172-1322



1	2	3	4	5	6	7	8	9	10	11	12
Freq	Level	Read	Limit	Over	APos	TPos	Remark	Pol/Phase	Note		
MHz	dBuV/m	dBuV	dB/m	dBuV/m	dB	cm	deg				
1	2389.06	42.89	4.89	38.00	54.00	-11.11	362	214	Average	Vertical	
2 *	2412.00	100.49	62.42	38.07	54.00	46.49	362	214	Average	Vertical	
3	2532.67	43.49	5.17	38.32	54.00	-10.51	362	214	Average	Vertical	

802.11b
Middle Channel (Horizontal) Peak
Middle Channel (Vertical) Peak

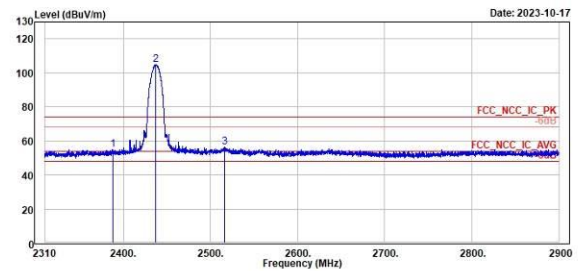

TÜV Rheinland Taiwan Ltd.
 No. 458-18, Sec 2, Fenliao, Linkou Dist., New Taipei City 244, Taiwan(R.O.C.)
 Tel: +886-2172-1000 Fax: +886-2172-1322



1	2	3	Read Level	Read Level Factor	Limit Line	Over Limit	APos	TPos	Remark	Pol/Phase	Note
MHz	dBuV/m	dBuV	dB/m	dBuV/m	dB	cm	deg				
2374.19	54.89	16.88	38.01	74.00	-19.11	132	319	Peak	Horizontal		
2437.00	102.75	64.58	38.25	74.00	28.75	132	319	Peak	Horizontal		
2799.70	55.57	16.90	38.67	74.00	-18.43	132	319	Peak	Horizontal		



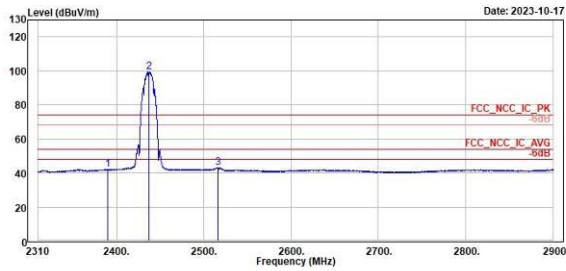
TÜV Rheinland Taiwan Ltd.
 No. 458-18, Sec 2, Fenliao, Linkou Dist., New Taipei City 244, Taiwan(R.O.C.)
 Tel: +886-2172-1000 Fax: +886-2172-1322



1	2	3	Read Level	Read Level Factor	Limit Line	Over Limit	APos	TPos	Remark	Pol/Phase	Note
MHz	dBuV/m	dBuV	dB/m	dBuV/m	dB	cm	deg				
2387.53	54.93	16.93	38.00	74.00	-19.07	188	295	Peak	Vertical		
2437.00	104.99	66.74	38.25	74.00	30.99	188	295	Peak	Vertical		
2516.62	56.38	18.02	38.36	74.00	-17.62	188	295	Peak	Vertical		

802.11b
Middle Channel (Horizontal) Average
Middle Channel (Vertical) Average

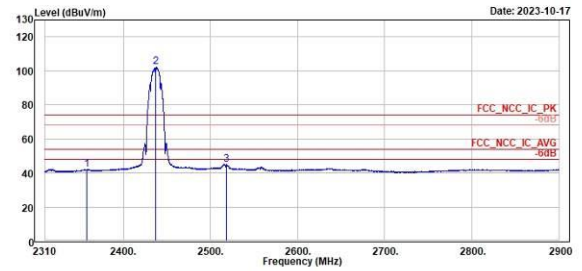

TÜV Rheinland Taiwan Ltd.
 No. 458-18, Sec 2, Fenliao, Linkou Dist., New Taipei City 244, Taiwan(R.O.C.)
 Tel: +886-2172-1000 Fax: +886-2172-1322



1	2	3	4	5	6	7	8	9	10	11	12
Freq	Level	Read	Limit	Over	APos	TPos	Remark	Pol/Phase	Note		
MHz	dBuV/m	dBuV	dB/m	dBuV/m	dB	cm	deg				
2389.65	42.00	4.00	38.00	54.00	-12.00	132	319 Average	Horizontal			
2437.00	99.68	61.35	38.25	54.00	45.60	132	319 Average	Horizontal			
2516.26	43.20	4.84	38.36	54.00	-10.80	132	319 Average	Horizontal			



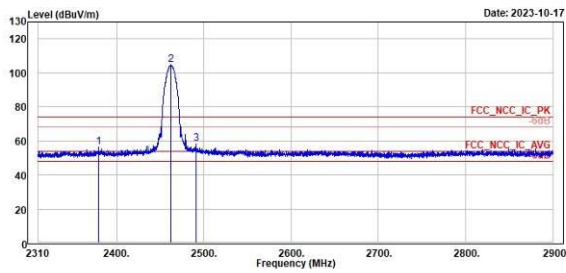
TÜV Rheinland Taiwan Ltd.
 No. 458-18, Sec 2, Fenliao, Linkou Dist., New Taipei City 244, Taiwan(R.O.C.)
 Tel: +886-2172-1000 Fax: +886-2172-1322



1	2	3	4	5	6	7	8	9	10	11	12
Freq	Level	Read	Limit	Over	APos	TPos	Remark	Pol/Phase	Note		
MHz	dBuV/m	dBuV	dB/m	dBuV/m	dB	cm	deg				
2350.50	42.05	4.03	38.02	54.00	-11.95	100	295 Average	Vertical			
2437.00	102.07	63.02	38.25	54.00	48.07	100	295 Average	Vertical			
2517.92	44.97	6.61	38.36	54.00	-9.03	100	295 Average	Vertical			

802.11b
High Channel (Horizontal) Peak
High Channel (Vertical) Peak

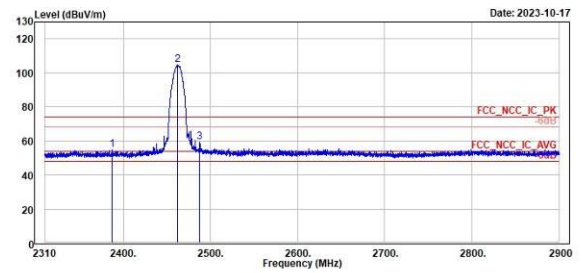

TÜV Rheinland Taiwan Ltd.
 No. 458-18, Sec 2, Fenliao, Linkou Dist., New Taipei City 244, Taiwan(R.O.C.)
 Tel: +886-2172-1000 Fax: +886-2172-1322



Peak	Freq (MHz)	Level (dBuV/m)	Read Level (dBuV)	Factor (dB/m)	Limit Line (dBuV/m)	Over Limit (dB)	APos (cm)	TPos (deg)	Remark	Pol/Phase	Note
1	2379.15	56.21	18.21	38.00	74.00	-17.79	211	314	Peak	Horizontal	
2 *	2462.00	104.58	66.22	38.36	74.00	30.58	211	314	Peak	Horizontal	
3	2491.13	58.19	19.79	38.40	74.00	-15.81	211	314	Peak	Horizontal	



TÜV Rheinland Taiwan Ltd.
 No. 458-18, Sec 2, Fenliao, Linkou Dist., New Taipei City 244, Taiwan(R.O.C.)
 Tel: +886-2172-1000 Fax: +886-2172-1322



Peak	Freq (MHz)	Level (dBuV/m)	Read Level (dBuV)	Factor (dB/m)	Limit Line (dBuV/m)	Over Limit (dB)	APos (cm)	TPos (deg)	Remark	Pol/Phase	Note
1	2387.05	54.87	16.87	38.00	74.00	-19.13	390	296	Peak	Vertical	
2 *	2462.00	104.63	66.27	38.36	74.00	30.63	390	296	Peak	Vertical	
3	2487.71	59.14	20.74	38.40	74.00	-14.86	390	296	Peak	Vertical	

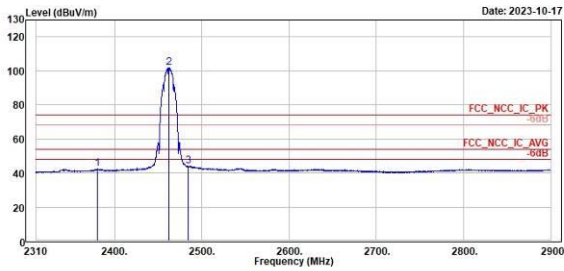
802.11b

High Channel (Horizontal) Average

High Channel (Vertical) Average



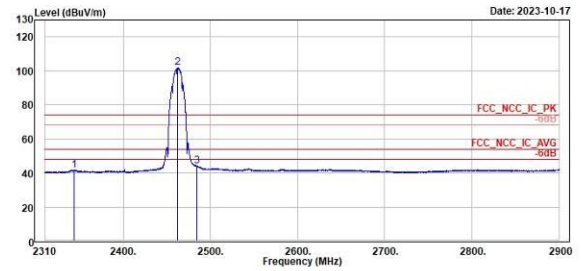
TÜV Rheinland Taiwan Ltd.
No. 458-18, Sec 2, Fenliao, Linkou Dist., New Taipei City 244, Taiwan(R.O.C.)
Tel: +886-2172-1000 Fax: +886-2172-1322



1	2	3
Level	Level	Level
42.32	101.60	43.87
Factor	Factor	Factor
4.31	38.24	5.48
Limit	Limit	Limit
38.01	38.36	38.39
Over	Over	Over
54.00	54.00	54.00
Limit	Limit	Limit
-11.68	47.60	-10.13
APos	APos	APos
211	211	211
TPos	TPos	TPos
314	314	314
Remark	Remark	Remark
Average	Average	Average
Pol/Phase	Pol/Phase	Pol/Phase
Horizontal	Horizontal	Horizontal
Note	Note	Note



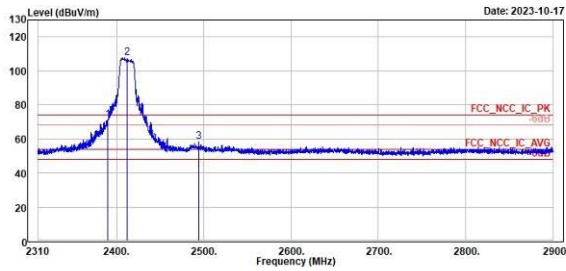
TÜV Rheinland Taiwan Ltd.
No. 458-18, Sec 2, Fenliao, Linkou Dist., New Taipei City 244, Taiwan(R.O.C.)
Tel: +886-2172-1000 Fax: +886-2172-1322



1	2	3
Level	Level	Level
41.65	101.79	44.03
Factor	Factor	Factor
3.68	63.43	5.64
Limit	Limit	Limit
37.97	38.36	38.39
Over	Over	Over
54.00	54.00	54.00
Limit	Limit	Limit
-12.35	47.79	-9.97
APos	APos	APos
390	390	390
TPos	TPos	TPos
296	296	296
Remark	Remark	Remark
Average	Average	Average
Pol/Phase	Pol/Phase	Pol/Phase
Vertical	Vertical	Vertical
Note	Note	Note

802.11g
Low Channel (Horizontal) Peak
Low Channel (Vertical) Peak

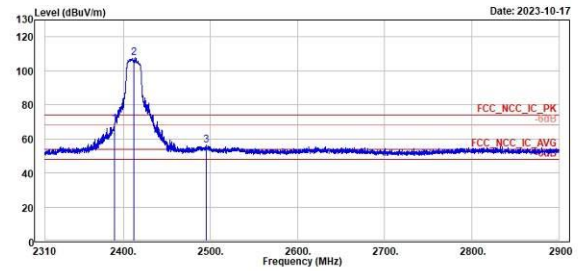

TÜV Rheinland Taiwan Ltd.
 No. 458-18, Sec 2, Fenliao, Linkou Dist., New Taipei City 244, Taiwan(R.O.C.)
 Tel: +886-2172-1000 Fax: +886-2172-1322



1	2	3
Level	Level	Level
71.09	107.99	58.40
Factor	Factor	Factor
33.09	69.92	28.00
Line	Line	Line
38.00	38.07	38.40
Limit	Limit	Limit
74.00	74.00	74.00
Over	Over	Over
-2.91	33.99	-15.60
Limit	Limit	Limit
225	225	225
APos	APos	APos
225	225	225
TPos	TPos	TPos
307	307	307
Peak	Peak	Peak
Horizontal	Horizontal	Horizontal
Remark	Remark	Remark
Pol/Phase	Pol/Phase	Pol/Phase
Note	Note	Note



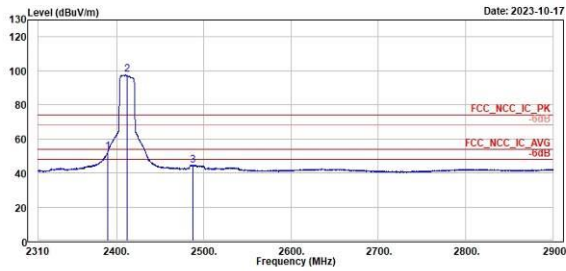
TÜV Rheinland Taiwan Ltd.
 No. 458-18, Sec 2, Fenliao, Linkou Dist., New Taipei City 244, Taiwan(R.O.C.)
 Tel: +886-2172-1000 Fax: +886-2172-1322



1	2	3
Level	Level	Level
68.64	107.65	56.18
Factor	Factor	Factor
38.64	69.58	17.78
Line	Line	Line
38.00	38.07	38.40
Limit	Limit	Limit
74.00	74.00	74.00
Over	Over	Over
-5.36	33.65	-17.82
Limit	Limit	Limit
100	100	100
APos	APos	APos
100	100	100
TPos	TPos	TPos
305	305	305
Peak	Peak	Peak
Vertical	Vertical	Vertical
Remark	Remark	Remark
Pol/Phase	Pol/Phase	Pol/Phase
Note	Note	Note

802.11g
Low Channel (Horizontal) Average
Low Channel (Vertical) Average

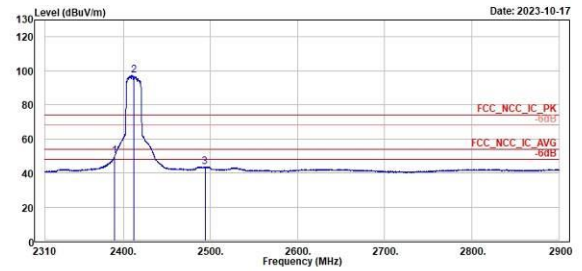

TÜV Rheinland Taiwan Ltd.
 No. 458-18, Sec 2, Fenliao, Linkou Dist., New Taipei City 244, Taiwan(R.O.C.)
 Tel: +886-2172-1000 Fax: +886-2172-1322



Freq	Level	Read Level	Factor	Limit Line	Over Limit	APos	TPos	Remark	Pol/Phase	Note
MHz	dBuV/m	dBuV	dB/m	dBuV/m	dB	cm	deg			
1	2398.00	52.56	14.56	38.00	54.00	-1.44	225	307 Average	Horizontal	
2	2412.00	97.66	59.59	38.07	54.00	43.66	225	307 Average	Horizontal	
3	2487.00	44.62	6.23	38.39	54.00	-9.38	225	307 Average	Horizontal	



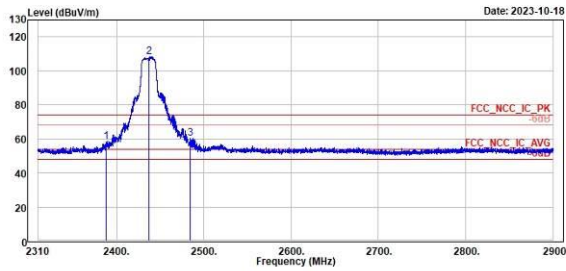
TÜV Rheinland Taiwan Ltd.
 No. 458-18, Sec 2, Fenliao, Linkou Dist., New Taipei City 244, Taiwan(R.O.C.)
 Tel: +886-2172-1000 Fax: +886-2172-1322



Freq	Level	Read Level	Factor	Limit Line	Over Limit	APos	TPos	Remark	Pol/Phase	Note
MHz	dBuV/m	dBuV	dB/m	dBuV/m	dB	cm	deg			
1	2398.00	49.75	11.75	38.00	54.00	-4.25	100	305 Average	Vertical	
2	2412.00	97.24	59.17	38.07	54.00	43.24	100	305 Average	Vertical	
3	2493.61	43.60	5.20	38.40	54.00	-10.40	100	305 Average	Vertical	

802.11g
Middle Channel (Horizontal) Peak
Middle Channel (Vertical) Peak

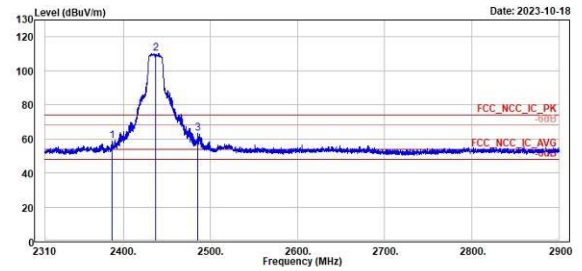

TÜV Rheinland Taiwan Ltd.
 No. 458-18, Sec 2, Fenliao, Linkou Dist., New Taipei City 244, Taiwan(R.O.C.)
 Tel: +886-2172-1000 Fax: +886-2172-1322



Peak	Freq (MHz)	Level (dBuV/m)	Read Level (dBuV)	Factor (dB/m)	Limit Line (dBuV/m)	Over Limit (dB)	APos (cm)	TPos (deg)	Remark	Pol/Phase	Note
1	2387.76	58.37	20.37	38.00	74.00	-15.63	189	324	Peak	Horizontal	
2 *	2437.00	108.46	79.21	38.25	74.00	34.46	189	324	Peak	Horizontal	
3	2484.52	68.37	21.98	38.39	74.00	-13.63	189	324	Peak	Horizontal	



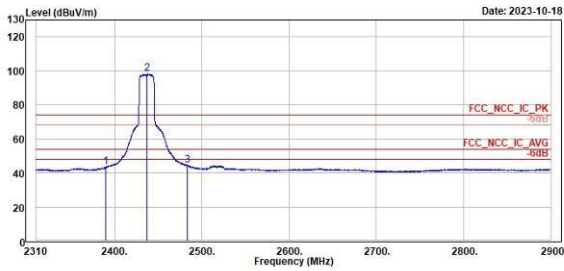
TÜV Rheinland Taiwan Ltd.
 No. 458-18, Sec 2, Fenliao, Linkou Dist., New Taipei City 244, Taiwan(R.O.C.)
 Tel: +886-2172-1000 Fax: +886-2172-1322



Peak	Freq (MHz)	Level (dBuV/m)	Read Level (dBuV)	Factor (dB/m)	Limit Line (dBuV/m)	Over Limit (dB)	APos (cm)	TPos (deg)	Remark	Pol/Phase	Note
1	2387.17	58.63	20.63	38.00	74.00	-15.37	180	285	Peak	Vertical	
2 *	2437.00	118.29	72.04	38.25	74.00	36.29	180	285	Peak	Vertical	
3	2485.82	63.15	24.76	38.39	74.00	-10.85	180	285	Peak	Vertical	

802.11g
Middle Channel (Horizontal) Average
Middle Channel (Vertical) Average

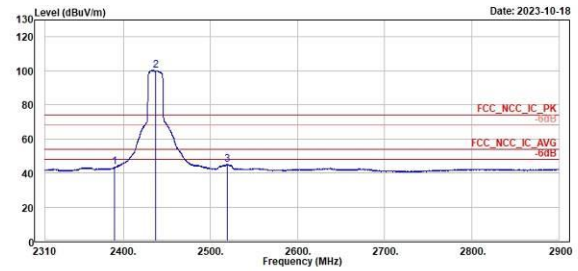

TÜV Rheinland Taiwan Ltd.
 No. 458-18, Sec 2, Fenliao, Linkou Dist., New Taipei City 244, Taiwan(R.O.C.)
 Tel: +886-2172-1000 Fax: +886-2172-1322



1	2	3	4	5	6	7	8	9	10	11	12
Freq	Level	Read	Limit	Over	APos	TPos	Remark	Pol/Phase	Note		
MHz	dBuV/m	dBuV	dB/m	dBuV/m	dB	cm	deg				
1	2389.53	43.40	5.40	38.00	54.00	-10.60	189	324 Average	Horizontal		
2 *	2437.00	96.27	60.82	38.25	54.00	44.27	189	324 Average	Horizontal		
3	2483.81	44.39	6.00	38.39	54.00	-9.61	189	324 Average	Horizontal		



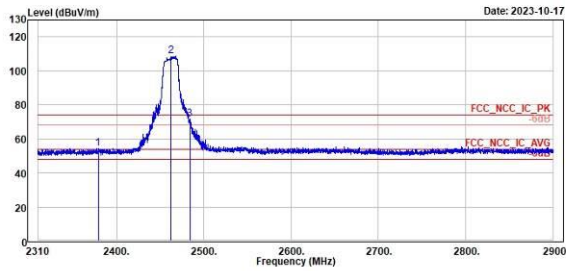
TÜV Rheinland Taiwan Ltd.
 No. 458-18, Sec 2, Fenliao, Linkou Dist., New Taipei City 244, Taiwan(R.O.C.)
 Tel: +886-2172-1000 Fax: +886-2172-1322



1	2	3	4	5	6	7	8	9	10	11	12
Freq	Level	Read	Limit	Over	APos	TPos	Remark	Pol/Phase	Note		
MHz	dBuV/m	dBuV	dB/m	dBuV/m	dB	cm	deg				
1	2390.00	43.34	5.34	38.00	54.00	-10.66	100	285 Average	Vertical		
2 *	2437.00	100.40	62.15	38.25	54.00	46.40	100	285 Average	Vertical		
3	2518.74	44.89	6.53	38.36	54.00	-9.11	100	285 Average	Vertical		

802.11g
High Channel (Horizontal) Peak
High Channel (Vertical) Peak

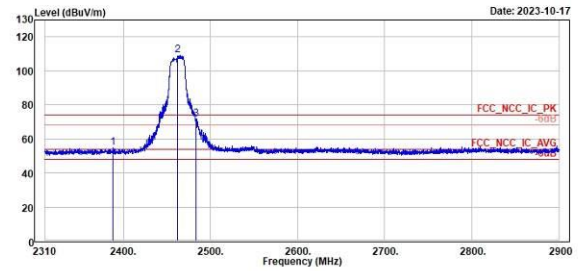

TÜV Rheinland Taiwan Ltd.
 No. 458-18, Sec 2, Fenhiao, Linkou Dist., New Taipei City 244, Taiwan(R.O.C.)
 Tel: +886-2172-1000 Fax: +886-2172-1322



Freq	Level	Read Level	Factor	Limit Line	Over Limit	APos	TPos	Remark	Pol/Phase	Note
MHz	dBuV/m	dBuV	dB/m	dBuV/m	dB	cm	deg			
1	2378.79	54.30	16.30	38.00	74.00	-19.70	100	296 Peak	Vertical	
2 *	2462.00	108.54	70.18	38.36	74.00	34.54	100	296 Peak	Vertical	
3 !	2483.93	71.85	33.46	38.39	74.00	-2.15	100	296 Peak	Vertical	



TÜV Rheinland Taiwan Ltd.
 No. 458-18, Sec 2, Fenhiao, Linkou Dist., New Taipei City 244, Taiwan(R.O.C.)
 Tel: +886-2172-1000 Fax: +886-2172-1322



Freq	Level	Read Level	Factor	Limit Line	Over Limit	APos	TPos	Remark	Pol/Phase	Note
MHz	dBuV/m	dBuV	dB/m	dBuV/m	dB	cm	deg			
1	2380.23	54.66	16.66	38.00	74.00	-19.34	100	295 Peak	Vertical	
2 *	2462.00	109.28	70.92	38.36	74.00	35.28	100	295 Peak	Vertical	
3 !	2483.81	71.87	33.48	38.39	74.00	-2.13	100	295 Peak	Vertical	

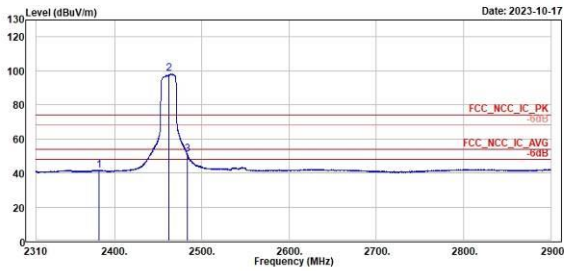
802.11g

High Channel (Horizontal) Average

High Channel (Vertical) Average



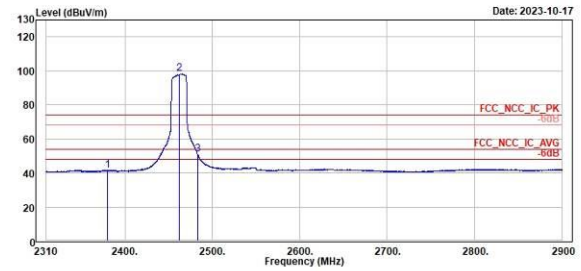
TUV Rheinland Taiwan Ltd.
No. 458-18, Sec 2, Fenhiao, Linkou Dist., New Taipei City 244, Taiwan(R.O.C.)
Tel: +886-2172-1000 Fax: +886-2172-1322



1	2	3	Read Level	Read Factor	Limit Line	Over Limit	APos	TPos	Remark	Pol/Phase	Note
MHz	dBuV/m	dBuV	dB/m	dBuV/m	dB	cm	deg				
1	2392.33	41.40	3.47	38.01	54.00	-12.52	100	296	Average	Vertical	
2 *	2462.00	98.24	59.88	38.36	54.00	44.24	100	296	Average	Vertical	
3 !	2483.46	50.85	12.46	38.39	54.00	-3.15	100	296	Average	Vertical	



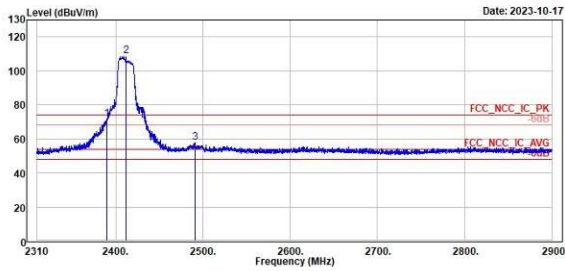
TUV Rheinland Taiwan Ltd.
No. 458-18, Sec 2, Fenhiao, Linkou Dist., New Taipei City 244, Taiwan(R.O.C.)
Tel: +886-2172-1000 Fax: +886-2172-1322



1	2	3	Read Level	Read Factor	Limit Line	Over Limit	APos	TPos	Remark	Pol/Phase	Note
MHz	dBuV/m	dBuV	dB/m	dBuV/m	dB	cm	deg				
1	2399.21	41.63	3.62	38.01	54.00	-12.37	100	295	Average	Vertical	
2 *	2462.00	98.33	59.97	38.36	54.00	44.33	100	295	Average	Vertical	
3 !	2483.58	51.16	12.77	38.39	54.00	-2.84	100	295	Average	Vertical	

802.11n HT20
Low Channel (Horizontal) Peak
Low Channel (Vertical) Peak

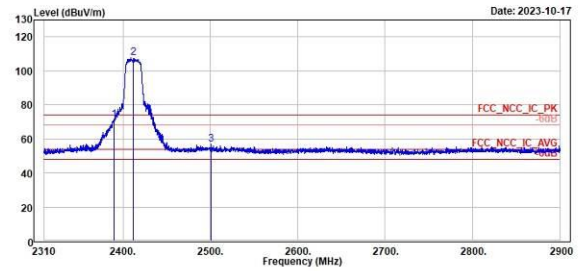

TÜV Rheinland Taiwan Ltd.
 No. 458-18, Sec 2, Fenhiao, Linkou Dist., New Taipei City 214, Taiwan(R.O.C.)
 Tel: +886-2172-1100 Fax: +886-2172-1322



Freq	Level	Read	Limit	Over	APos	TPos	Remark	Pol/Phase	Note
MHz	dBuV/m	dBuV	dB/m	dBuV/m	dB	cm	deg		
1	2389.89	71.57	33.57	38.00	74.00	-2.43	121	305 Peak	Horizontal
2	2412.00	108.56	70.51	38.07	74.00	34.56	121	305 Peak	Horizontal
3	2491.13	57.66	19.26	38.40	74.00	-16.34	121	305 Peak	Horizontal



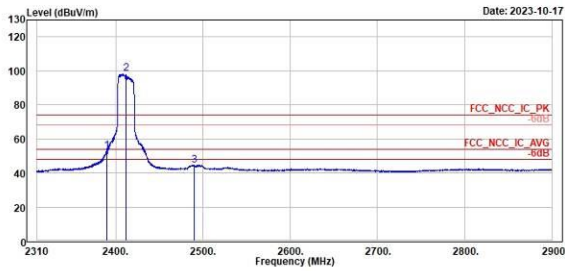
TÜV Rheinland Taiwan Ltd.
 No. 458-18, Sec 2, Fenhiao, Linkou Dist., New Taipei City 214, Taiwan(R.O.C.)
 Tel: +886-2172-1100 Fax: +886-2172-1322



Freq	Level	Read	Limit	Over	APos	TPos	Remark	Pol/Phase	Note
MHz	dBuV/m	dBuV	dB/m	dBuV/m	dB	cm	deg		
1	2389.89	71.22	33.22	38.00	74.00	-2.78	137	302 Peak	Vertical
2	2412.00	107.57	69.58	38.07	74.00	33.57	137	302 Peak	Vertical
3	2500.45	56.74	18.33	38.41	74.00	-17.26	137	302 Peak	Vertical

802.11n HT20
Low Channel (Horizontal) Average
Low Channel (Vertical) Average

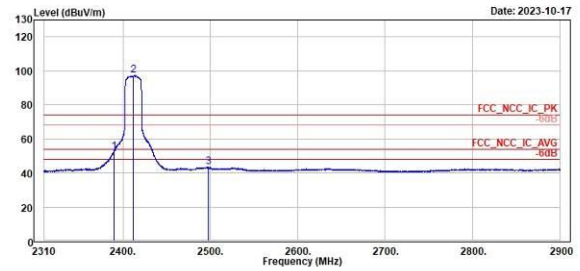

TÜV Rheinland Taiwan Ltd.
 No. 458-18, Sec 2, Fenhiao, Linkou Dist., New Taipei City 214, Taiwan(R.O.C.)
 Tel: +886-2172-1100 Fax: +886-2172-1322



Freq	Level	Read	Limit	Over	APos	TPos	Remark	Pol/Phase	Note
MHz	dBuV/m	dBuV	dB/m	dBuV/m	dB	cm	deg		
1	2389.53	52.94	14.94	38.00	54.00	-1.06	121	305 Average	Horizontal
2	2412.00	98.17	60.10	38.07	54.00	44.17	121	305 Average	Horizontal
3	2497.95	44.48	6.68	38.40	54.00	-9.52	121	305 Average	Horizontal



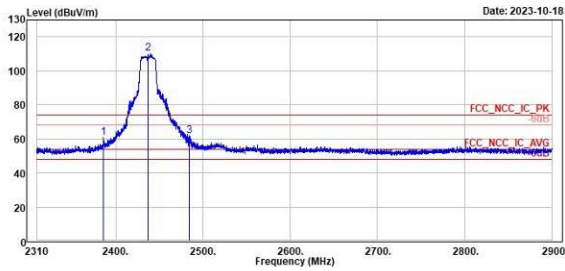
TÜV Rheinland Taiwan Ltd.
 No. 458-18, Sec 2, Fenhiao, Linkou Dist., New Taipei City 214, Taiwan(R.O.C.)
 Tel: +886-2172-1100 Fax: +886-2172-1322



Freq	Level	Read	Limit	Over	APos	TPos	Remark	Pol/Phase	Note
MHz	dBuV/m	dBuV	dB/m	dBuV/m	dB	cm	deg		
1	2389.41	52.53	14.53	38.00	54.00	-1.47	137	302 Average	Vertical
2	2412.00	97.34	59.27	38.07	54.00	43.34	137	302 Average	Vertical
3	2497.97	43.78	5.29	38.41	54.00	-10.30	137	302 Average	Vertical

802.11n HT20
Middle Channel (Horizontal) Peak
Middle Channel (Vertical) Peak

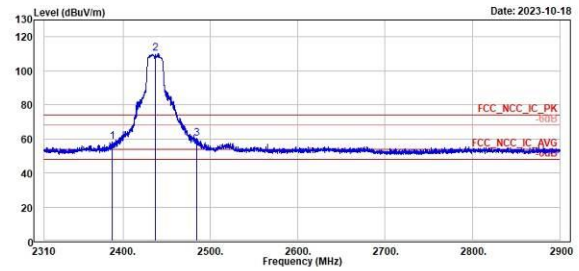

TÜV Rheinland Taiwan Ltd.
 No. 458-18, Sec 2, Fenhiao, Linkou Dist., New Taipei City 214, Taiwan(R.O.C.)
 Tel: +886-2172-1000 Fax: +886-2172-1322



Freq	Level	Read	Limit	Over	APos	TPos	Remark	Pol/Phase	Note
MHz	dBuV/m	dBuV	dB/m	dBuV/m	dB	cm	deg		
1	2385.99	69.72	22.72	38.00	74.00	-13.28	294	294 Peak	Horizontal
2 *	2437.00	110.12	71.87	38.25	74.00	36.12	294	294 Peak	Horizontal
3	2484.05	61.82	23.43	38.39	74.00	-12.18	294	294 Peak	Horizontal



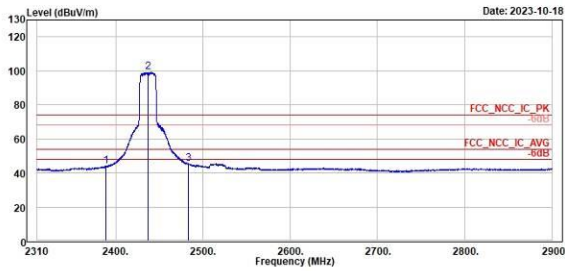
TÜV Rheinland Taiwan Ltd.
 No. 458-18, Sec 2, Fenhiao, Linkou Dist., New Taipei City 214, Taiwan(R.O.C.)
 Tel: +886-2172-1000 Fax: +886-2172-1322



Freq	Level	Read	Limit	Over	APos	TPos	Remark	Pol/Phase	Note
MHz	dBuV/m	dBuV	dB/m	dBuV/m	dB	cm	deg		
1	2388.23	58.55	20.55	38.00	74.00	-15.45	100	286 Peak	Vertical
2 *	2437.00	110.42	72.17	38.25	74.00	36.42	100	286 Peak	Vertical
3	2484.88	60.44	22.05	38.39	74.00	-13.56	100	286 Peak	Vertical

802.11n HT20
Middle Channel (Horizontal) Average
Middle Channel (Vertical) Average

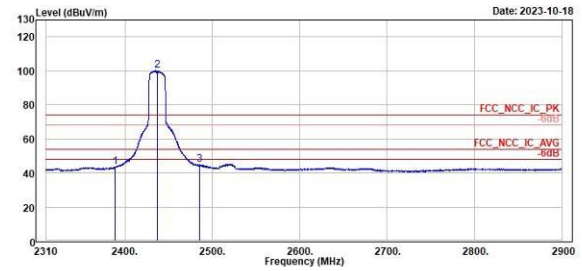

TÜV Rheinland Taiwan Ltd.
 No. 458-18, Sec 2, Fenliiao, Linkou Dist., New Taipei City 214, Taiwan(R.O.C.)
 Tel: +886-2172-1100 Fax: +886-2172-1322



1	2	3
2388.71	2437.00	2483.46
44.01	99.16	45.44
6.01	60.91	7.05
38.00	38.25	38.39
54.00	54.00	54.00
-9.99	45.16	-8.56
204	204	204
294	294	294
Average	Average	Average
Horizontal	Horizontal	Horizontal



TÜV Rheinland Taiwan Ltd.
 No. 458-18, Sec 2, Fenliiao, Linkou Dist., New Taipei City 214, Taiwan(R.O.C.)
 Tel: +886-2172-1100 Fax: +886-2172-1322



1	2	3
2388.59	2437.00	2485.11
43.66	100.21	45.09
5.66	61.96	6.70
38.00	38.25	38.39
54.00	54.00	54.00
-10.34	46.21	-8.91
100	100	100
286	286	286
Average	Average	Average
Vertical	Vertical	Vertical

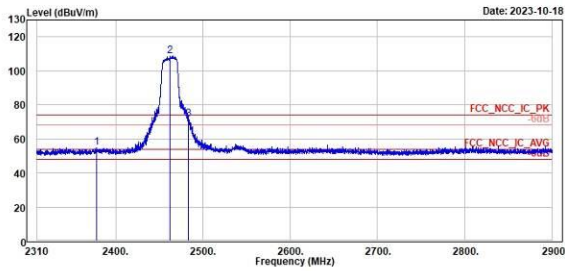
802.11n HT20

High Channel (Horizontal) Peak

High Channel (Vertical) Peak



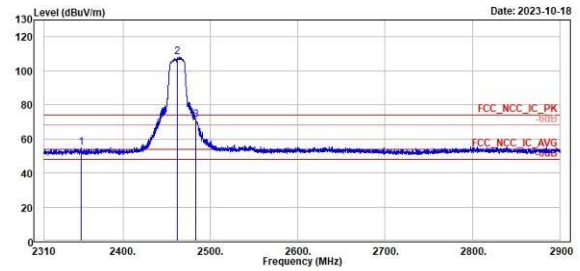
TUV Rheinland Taiwan Ltd.
No. 458-18, Sec 2, Fenhiao, Linkou Dist., New Taipei City 214, Taiwan(R.O.C.)
Tel: +886-2172-1100 Fax: +886-2172-1322



Freq	Level	Read	Limit	Over	APos	TPos	Remark	Pol/Phase	Note
MHz	dBuV/m	dBuV	dB/m	dBuV/m	dB	cm	deg		
1	2377.97	54.85	16.85	38.00	74.00	-19.15	188	305 Peak	Horizontal
2 *	2462.00	108.58	70.22	38.36	74.00	34.58	188	305 Peak	Horizontal
3 !	2483.70	71.65	33.26	38.39	74.00	-2.35	188	305 Peak	Horizontal



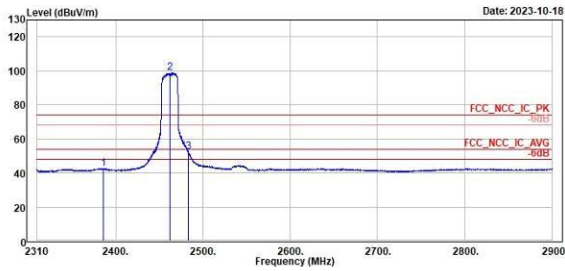
TUV Rheinland Taiwan Ltd.
No. 458-18, Sec 2, Fenhiao, Linkou Dist., New Taipei City 214, Taiwan(R.O.C.)
Tel: +886-2172-1100 Fax: +886-2172-1322



Freq	Level	Read	Limit	Over	APos	TPos	Remark	Pol/Phase	Note
MHz	dBuV/m	dBuV	dB/m	dBuV/m	dB	cm	deg		
1	2352.13	54.77	16.74	38.03	74.00	-19.23	100	295 Peak	Vertical
2 *	2462.00	108.12	69.76	38.36	74.00	34.12	100	295 Peak	Vertical
3 !	2483.81	71.04	32.65	38.39	74.00	-2.96	100	295 Peak	Vertical

802.11n HT20
High Channel (Horizontal) Average
High Channel (Vertical) Average

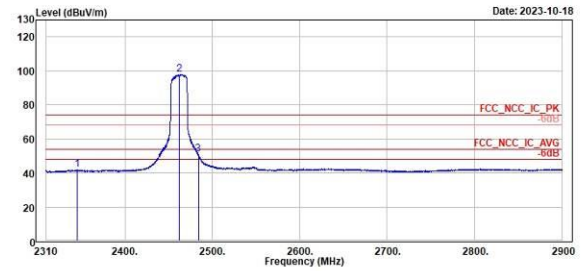

TÜV Rheinland Taiwan Ltd.
 No. 458-18, Sec 2, Fenhiao, Linkou Dist., New Taipei City 214, Taiwan(R.O.C.)
 Tel: +886-2172-1100 Fax: +886-2172-1322



Freq	Level	Read	Limit	Over	APos	TPos	Remark	Pol/Phase	Note
MHz	dBuV/m	dBuV	dB/m	dBuV/m	dB	cm	deg		
1	2386.11	42.59	4.59	38.00	54.00	-11.41	188	305 Average	Horizontal
2 *	2462.00	98.88	60.52	38.36	54.00	44.88	188	305 Average	Horizontal
3 !	2483.58	52.23	13.84	38.39	54.00	-1.77	188	305 Average	Horizontal



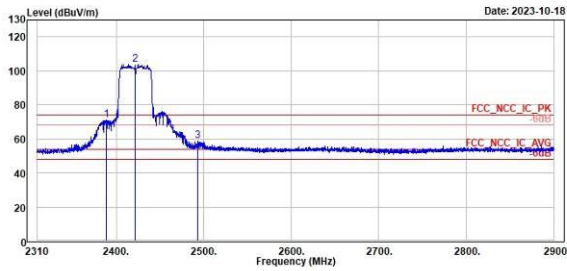
TÜV Rheinland Taiwan Ltd.
 No. 458-18, Sec 2, Fenhiao, Linkou Dist., New Taipei City 214, Taiwan(R.O.C.)
 Tel: +886-2172-1100 Fax: +886-2172-1322



Freq	Level	Read	Limit	Over	APos	TPos	Remark	Pol/Phase	Note
MHz	dBuV/m	dBuV	dB/m	dBuV/m	dB	cm	deg		
1	2345.05	41.78	3.80	37.98	54.00	-12.22	100	295 Average	Vertical
2 *	2462.00	98.07	59.71	38.36	54.00	44.07	100	295 Average	Vertical
3 !	2483.93	51.11	12.72	38.39	54.00	-2.89	100	295 Average	Vertical

802.11n HT40
Low Channel (Horizontal) Peak
Low Channel (Vertical) Peak

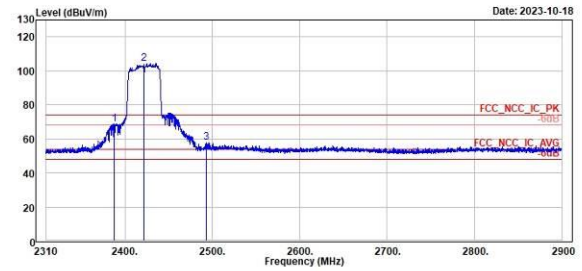

TÜV Rheinland Taiwan Ltd.
 No. 458-18, Sec 2, Fenliao, Linkou Dist., New Taipei City 214, Taiwan(R.O.C.)
 Tel: +886-2172-1000 Fax: +886-2172-1322



Freq	Level	Read	Limit	Over	APos	TPos	Remark	Pol/Phase	Note
MHz	dBuV/m	dBuV	dB/m	dBuV/m	dB	cm	deg		
1 2389.38	71.07	33.07	38.00	74.00	-2.93	231	294 Peak	Horizontal	
2 * 2422.00	103.81	65.66	38.15	74.00	29.81	231	294 Peak	Horizontal	
3 2493.49	58.78	28.38	38.40	74.00	-15.30	231	294 Peak	Horizontal	



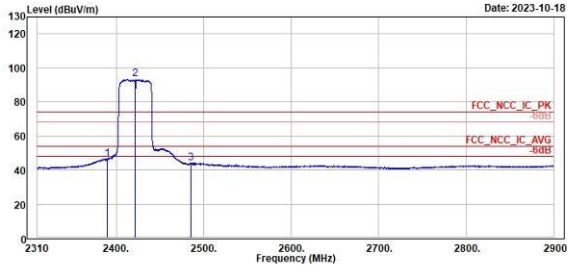
TÜV Rheinland Taiwan Ltd.
 No. 458-18, Sec 2, Fenliao, Linkou Dist., New Taipei City 214, Taiwan(R.O.C.)
 Tel: +886-2172-1000 Fax: +886-2172-1322



Freq	Level	Read	Limit	Over	APos	TPos	Remark	Pol/Phase	Note
MHz	dBuV/m	dBuV	dB/m	dBuV/m	dB	cm	deg		
1 2387.53	68.78	30.78	38.00	74.00	-5.30	400	283 Peak	Vertical	
2 * 2422.00	104.51	66.36	38.15	74.00	30.51	400	283 Peak	Vertical	
3 2493.49	57.73	19.33	38.40	74.00	-16.27	400	283 Peak	Vertical	

802.11n HT40
Low Channel (Horizontal) Average
Low Channel (Vertical) Average

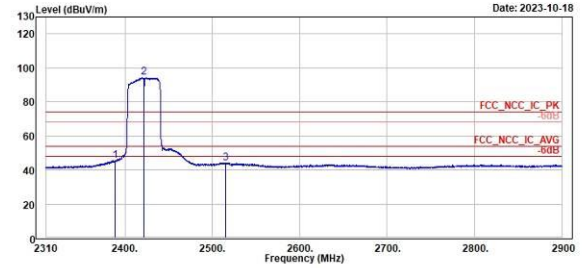

TÜV Rheinland Taiwan Ltd.
 No. 458-18, Sec 2, Fenliao, Linkou Dist., New Taipei City 244, Taiwan(R.O.C.)
 Tel: +886-2172-1000 Fax: +886-2172-1322



1	2	3								
Level	Level	Level								
Factor	Factor	Factor								
Limit	Limit	Limit								
Over	Over	Over								
Limit	Limit	Limit								
APos	APos	APos								
TPos	TPos	TPos								
Remark	Remark	Remark								
Pol/Phase	Pol/Phase	Pol/Phase								
Note	Note	Note								
Freq	Level	Read	Limit	Over	APos	TPos	Remark	Pol/Phase	Note	
MHz	dBuV/m	dBuV	dB/m	dBuV/m	dB	cm	deg			
1	2389.53	46.58	8.58	38.00	54.00	-7.42	231	294	Average	Horizontal
2 *	2422.00	93.23	55.08	38.15	54.00	39.23	231	294	Average	Horizontal
3	2484.99	44.18	5.71	38.39	54.00	-9.90	231	294	Average	Horizontal



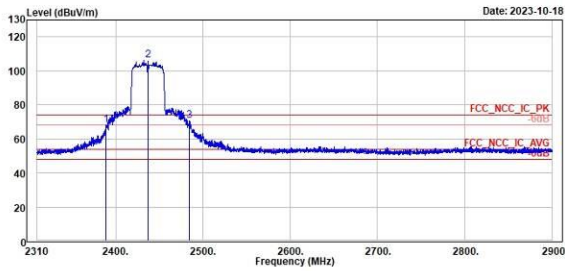
TÜV Rheinland Taiwan Ltd.
 No. 458-18, Sec 2, Fenliao, Linkou Dist., New Taipei City 244, Taiwan(R.O.C.)
 Tel: +886-2172-1000 Fax: +886-2172-1322



1	2	3								
Level	Level	Level								
Factor	Factor	Factor								
Limit	Limit	Limit								
Over	Over	Over								
Limit	Limit	Limit								
APos	APos	APos								
TPos	TPos	TPos								
Remark	Remark	Remark								
Pol/Phase	Pol/Phase	Pol/Phase								
Note	Note	Note								
Freq	Level	Read	Limit	Over	APos	TPos	Remark	Pol/Phase	Note	
MHz	dBuV/m	dBuV	dB/m	dBuV/m	dB	cm	deg			
1	2389.94	45.47	7.47	38.00	54.00	-8.53	400	283	Average	Vertical
2 *	2422.00	94.22	56.87	38.15	54.00	40.22	400	283	Average	Vertical
3	2515.32	44.23	5.86	38.37	54.00	-9.77	400	283	Average	Vertical

802.11n HT40
Middle Channel (Horizontal) Peak
Middle Channel (Vertical) Peak

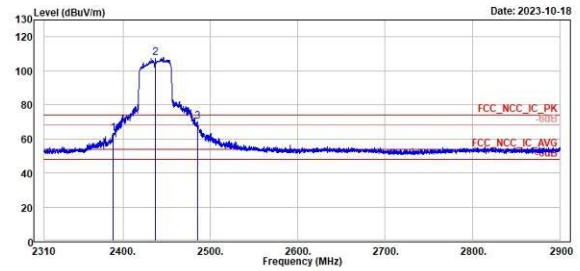

TÜV Rheinland Taiwan Ltd.
 No. 458-18, Sec 2, Fenhiao, Linkou Dist., New Taipei City 214, Taiwan(R.O.C.)
 Tel: +886-2172-1100 Fax: +886-2172-1322



Freq	Level	Read	Limit	Over	APos	TPos	Remark	Pol/Phase	Note
MHz	dBuV/m	dBuV	dB/m	dBuV/m	dB	cm	deg		
1	2389.38	68.86	38.06	38.00	74.00	-5.92	120	320 Peak	Horizontal
2 *	2437.00	106.13	67.88	38.25	74.00	32.13	120	320 Peak	Horizontal
3	2484.29	70.61	32.22	38.39	74.00	-3.39	120	320 Peak	Horizontal



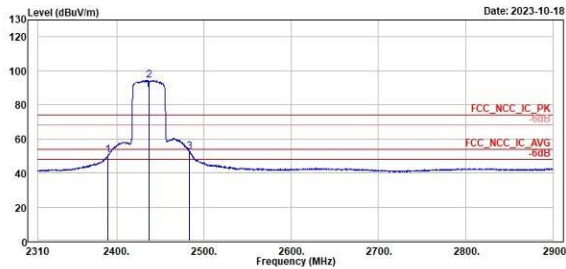
TÜV Rheinland Taiwan Ltd.
 No. 458-18, Sec 2, Fenhiao, Linkou Dist., New Taipei City 214, Taiwan(R.O.C.)
 Tel: +886-2172-1100 Fax: +886-2172-1322



Freq	Level	Read	Limit	Over	APos	TPos	Remark	Pol/Phase	Note
MHz	dBuV/m	dBuV	dB/m	dBuV/m	dB	cm	deg		
1	2389.06	63.46	25.46	38.00	74.00	-10.54	392	284 Peak	Vertical
2 *	2437.00	107.85	69.68	38.25	74.00	33.85	392	284 Peak	Vertical
3	2485.11	70.20	31.81	38.39	74.00	-3.80	392	284 Peak	Vertical

802.11n HT40
Middle Channel (Horizontal) Average
Middle Channel (Vertical) Average

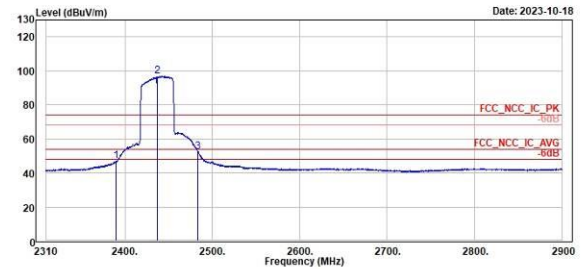

TÜV Rheinland Taiwan Ltd.
 No. 458-18, Sec 2, Fenhiao, Linkou Dist., New Taipei City 214, Taiwan(R.O.C.)
 Tel: +886-2172-1100 Fax: +886-2172-1322



Freq	Level	Read	Level	Limit	Over	APos	TPos	Remark	Pol/Phase	Note
MHz	dBuV/m	dBuV	dB/m	dBuV/m	dB	cm	deg			
1 2389.77	59.26	12.26	38.00	54.00	-3.72	120	320	Average	Horizontal	
2 * 2437.00	94.49	56.24	38.25	54.00	40.49	120	320	Average	Horizontal	
3 2483.81	52.30	13.91	38.39	54.00	-1.70	120	320	Average	Horizontal	



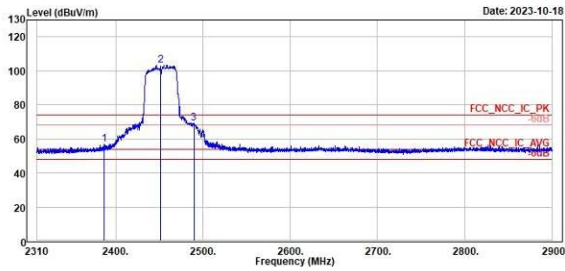
TÜV Rheinland Taiwan Ltd.
 No. 458-18, Sec 2, Fenhiao, Linkou Dist., New Taipei City 214, Taiwan(R.O.C.)
 Tel: +886-2172-1100 Fax: +886-2172-1322



Freq	Level	Read	Level	Limit	Over	APos	TPos	Remark	Pol/Phase	Note
MHz	dBuV/m	dBuV	dB/m	dBuV/m	dB	cm	deg			
1 2390.00	46.06	8.86	38.00	54.00	-7.14	392	284	Average	Vertical	
2 * 2437.00	96.01	58.56	38.25	54.00	42.01	392	284	Average	Vertical	
3 2483.81	52.49	14.10	38.39	54.00	-1.51	392	284	Average	Vertical	

802.11n HT40
High Channel (Horizontal) Peak
High Channel (Vertical) Peak

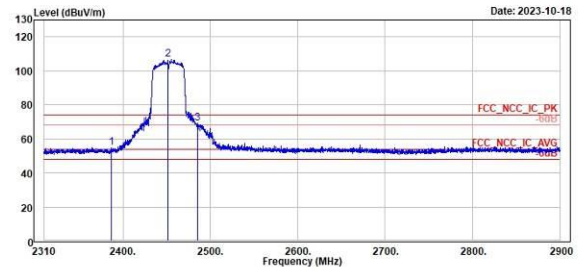

TÜV Rheinland Taiwan Ltd.
 No. 458-18, Sec 2, Fenhiao, Linkou Dist., New Taipei City 214, Taiwan(R.O.C.)
 Tel: +886-2172-1000 Fax: +886-2172-1322



Peak	Freq	Level	Read	Limit	Over	APos	TPos	Remark	Pol/Phase	Note
	MHz	dBuV/m	dBuV	dB/m	dBuV/m	dB	cm	deg		
1	2387.41	56.84	18.84	38.00	74.00	-17.16	142	319 Peak	Horizontal	
2 *	2452.00	103.47	65.12	38.35	74.00	29.47	142	319 Peak	Horizontal	
3 !	2489.71	69.48	31.00	38.40	74.00	-4.60	142	319 Peak	Horizontal	



TÜV Rheinland Taiwan Ltd.
 No. 458-18, Sec 2, Fenhiao, Linkou Dist., New Taipei City 214, Taiwan(R.O.C.)
 Tel: +886-2172-1000 Fax: +886-2172-1322



Peak	Freq	Level	Read	Limit	Over	APos	TPos	Remark	Pol/Phase	Note
	MHz	dBuV/m	dBuV	dB/m	dBuV/m	dB	cm	deg		
1	2387.17	54.83	16.83	38.00	74.00	-19.17	390	283 Peak	Vertical	
2 *	2452.00	106.89	68.54	38.35	74.00	32.89	390	283 Peak	Vertical	
3 !	2485.23	69.41	31.82	38.39	74.00	-4.59	390	283 Peak	Vertical	

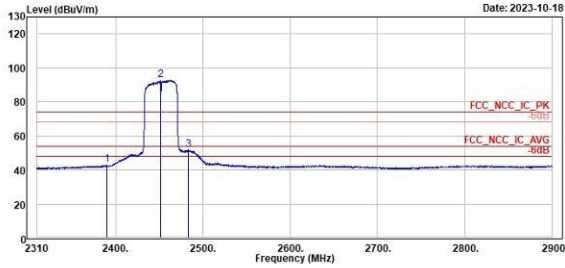
802.11n HT40

High Channel (Horizontal) Average

High Channel (Vertical) Average



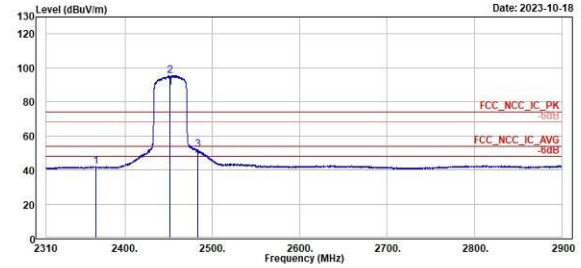
TÜV Rheinland Taiwan Ltd.
No. 458-18, Sec 2, Fenliiao, Linkou Dist., New Taipei City 214, Taiwan(R.O.C.)
Tel: +886-2172-1000 Fax: +886-2172-1322



1	2	3
Level	Level	Level
Factor	Factor	Factor
Limit	Limit	Limit
Over	Over	Over
APos	APos	APos
TPos	TPos	TPos
Remark	Remark	Remark
Pol/Phase	Pol/Phase	Pol/Phase
Note	Note	Note
2389.65	2452.00	2483.58
42.80	92.71	51.89
4.80	54.36	13.50
38.00	38.35	38.39
54.00	54.00	54.00
-11.20	38.72	-2.11
142	142	142
319	319	319
Average	Average	Average
Horizontal	Horizontal	Horizontal



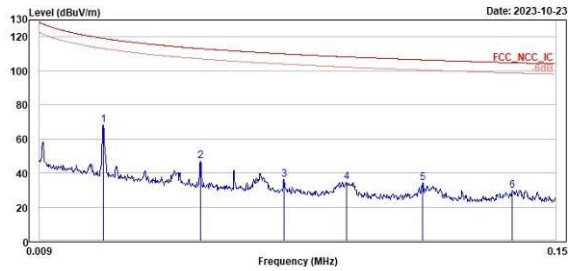
TÜV Rheinland Taiwan Ltd.
No. 458-18, Sec 2, Fenliiao, Linkou Dist., New Taipei City 214, Taiwan(R.O.C.)
Tel: +886-2172-1000 Fax: +886-2172-1322



1	2	3
Level	Level	Level
Factor	Factor	Factor
Limit	Limit	Limit
Over	Over	Over
APos	APos	APos
TPos	TPos	TPos
Remark	Remark	Remark
Pol/Phase	Pol/Phase	Pol/Phase
Note	Note	Note
2366.40	2452.00	2483.58
41.84	95.56	51.74
3.82	57.21	13.35
38.02	38.35	38.39
54.00	54.00	54.00
-12.16	41.56	-2.26
390	390	390
283	283	283
Average	Average	Average
Vertical	Vertical	Vertical

Spurious Emissions, Tx Mode, 9kHz ~ 30MHz
802.11n HT20
Low Channel (Open) 9kHz~150kHz
Low Channel (Open) 150kHz~30MHz

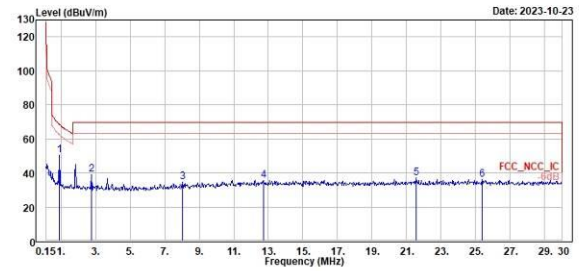

TÜV Rheinland Taiwan Ltd.
 No. 458-18, Sec 2, Fenliao, Linkou Dist., New Taipei City 244, Taiwan(R.O.C.)
 Tel: +886-2172-1000 Fax: +886-2172-1322



Peak	Freq (MHz)	Level (dBuV/m)	Read Level (dBuV)	Factor (dB/m)	Limit Line (dBuV/m)	Over Limit (dB)	APos (cm)	TPos (deg)	Remark	Pol/Phase	Note
1	0.03	68.22	49.27	18.95	119.13	-50.91	100	349	Peak	Open	
2	0.05	47.05	28.01	19.04	113.11	-66.06	100	322	Peak	Open	
3	0.08	36.13	17.63	18.50	110.00	-73.87	100	20	Peak	Open	
4	0.09	34.63	16.54	18.09	108.24	-73.61	100	206	Peak	Open	
5	0.11	34.30	16.33	17.97	106.49	-72.19	100	175	Peak	Open	
6	0.14	29.76	11.69	18.07	104.79	-75.03	100	214	Peak	Open	



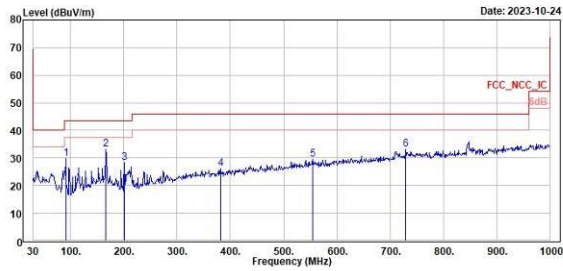
TÜV Rheinland Taiwan Ltd.
 No. 458-18, Sec 2, Fenliao, Linkou Dist., New Taipei City 244, Taiwan(R.O.C.)
 Tel: +886-2172-1000 Fax: +886-2172-1322



Peak	Freq (MHz)	Level (dBuV/m)	Read Level (dBuV)	Factor (dB/m)	Limit Line (dBuV/m)	Over Limit (dB)	APos (cm)	TPos (deg)	Remark	Pol/Phase	Note
1	0.93	50.30	31.26	19.04	68.27	-17.97	100	128	Peak	Vertical	
2	2.78	39.15	19.57	19.58	69.50	-30.35	100	128	Peak	Vertical	
3	8.03	34.75	13.99	20.76	69.50	-34.75	100	112	Peak	Vertical	
4	12.75	35.59	13.82	21.77	69.50	-33.91	100	152	Peak	Vertical	
5	21.58	36.96	14.65	22.31	69.50	-32.54	100	271	Peak	Vertical	
6	25.37	35.88	13.54	22.34	69.50	-33.62	100	128	Peak	Vertical	

Spurious Emissions, Tx Mode, 30MHz ~ 1GHz
802.11n HT20
Low Channel (Horizontal)
Low Channel (Vertical)

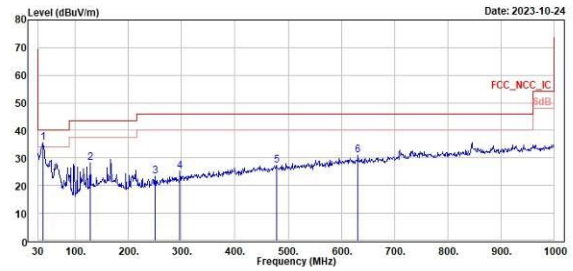

TÜV Rheinland Taiwan Ltd.
 No. 458-18, Sec 2, Fenliao, Linkou Dist., New Taipei City 244, Taiwan(R.O.C.)
 Tel: +886-2172-1000 Fax: +886-2172-1322



Peak	Freq (MHz)	Level (dBuV/m)	Read Level (dBuV)	Factor (dB/m)	Limit Line (dBuV/m)	Over Limit (dB)	APos (cm)	TPos (deg)	Remark	Pol/Phase	Note
1	91.11	29.78	41.84	-12.06	43.50	-13.72	300	99	Peak	Horizontal	
2	166.77	33.10	38.76	-5.66	43.50	-10.40	200	48	Peak	Horizontal	
3	281.69	28.23	36.94	-8.71	43.50	-15.27	200	59	Peak	Horizontal	
4	381.14	26.25	29.45	-3.20	46.00	-19.75	300	229	Peak	Horizontal	
5	554.77	29.56	29.60	-0.04	46.00	-16.44	100	157	Peak	Horizontal	
6	729.37	33.20	31.06	2.14	46.00	-12.80	200	159	Peak	Horizontal	



TÜV Rheinland Taiwan Ltd.
 No. 458-18, Sec 2, Fenliao, Linkou Dist., New Taipei City 244, Taiwan(R.O.C.)
 Tel: +886-2172-1000 Fax: +886-2172-1322



Peak	Freq (MHz)	Level (dBuV/m)	Read Level (dBuV)	Factor (dB/m)	Limit Line (dBuV/m)	Over Limit (dB)	APos (cm)	TPos (deg)	Remark	Pol/Phase	Note
1	38.73	35.50	42.52	-7.02	49.00	-4.50	100	58	Peak	Vertical	
2	127.97	28.38	36.56	-8.18	43.50	-15.12	100	298	Peak	Vertical	
3	250.19	23.31	29.72	-6.41	46.00	-22.69	200	289	Peak	Vertical	
4	296.75	25.26	30.15	-4.89	46.00	-20.74	100	121	Peak	Vertical	
5	478.14	27.41	29.03	-1.62	46.00	-18.59	300	56	Peak	Vertical	
6	631.40	30.98	29.95	1.03	46.00	-15.02	300	111	Peak	Vertical	

Spurious Emissions, Tx Mode, 1GHz ~ 26.5GHz

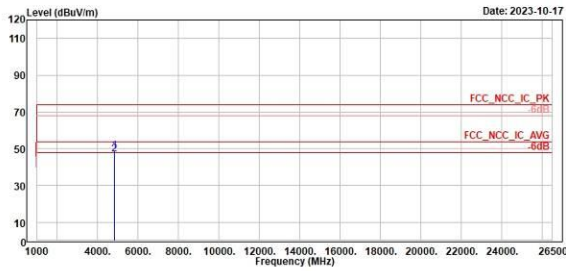
802.11b

Low Channel (Horizontal)

Low Channel (Vertical)



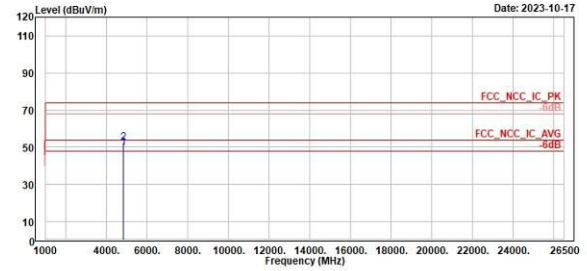
TUV Rheinland Taiwan Ltd.
No. 458-18, Sec 2, Fenliiao, Linkou Dist., New Taipei City 244, Taiwan(R.O.C.)
Tel: +886-2172-1000 Fax: +886-2172-1322



Freq	Level	Read Level	Factor	Limit Line	Over Limit	APos	TPos	Remark	Pol/Phase	Note
MHz	dBuV/m	dBuV	dB/m	dBuV/m	dB	cm	deg			
1	4824.00	49.01	56.71	-7.70	74.00	-24.99	200	295 Peak	Horizontal	
2	4824.00	47.08	54.78	-7.70	54.00	-6.92	200	295 Average	Horizontal	



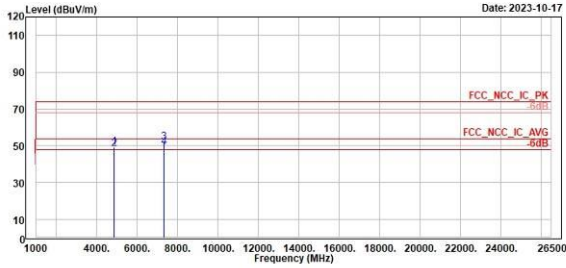
TUV Rheinland Taiwan Ltd.
No. 458-18, Sec 2, Fenliiao, Linkou Dist., New Taipei City 244, Taiwan(R.O.C.)
Tel: +886-2172-1000 Fax: +886-2172-1322



Freq	Level	Read Level	Factor	Limit Line	Over Limit	APos	TPos	Remark	Pol/Phase	Note
MHz	dBuV/m	dBuV	dB/m	dBuV/m	dB	cm	deg			
1	4824.00	49.01	57.51	-7.70	74.00	-24.19	300	80 Peak	Vertical	
2	4824.00	52.24	59.94	-7.70	54.00	-1.76	300	80 Average	Vertical	

802.11b
Middle Channel (Horizontal)
Middle Channel (Vertical)

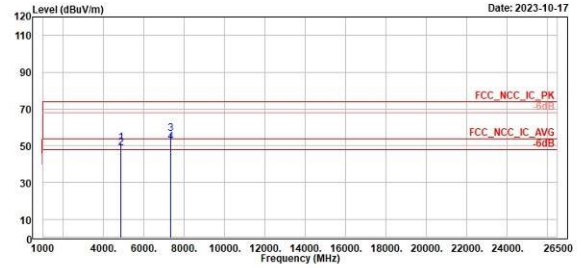

TÜV Rheinland Taiwan Ltd.
 No. 458-18, Sec 2, Fenliao, Linkou Dist., New Taipei City 244, Taiwan(R.O.C.)
 Tel: +886-2172-1000 Fax: +886-2172-1322



Freq	Level	Read	Level	Factor	Limit	Over	APos	TPos	Remark	Pol/Phase	Note
MHz	dBuV/m	dBuV	dB/m	dBuV/m	dB	dB	cm	deg			
1	4874.00	49.29	57.00	-7.71	74.00	-24.71	200	200	Peak	Horizontal	
2	4874.00	48.23	55.94	-7.71	54.00	-5.77	200	200	Average	Horizontal	
3	7311.00	51.98	57.36	-5.38	74.00	-22.02	124	360	Peak	Horizontal	
4	7311.00	49.32	54.70	-5.38	54.00	-4.68	124	360	Average	Horizontal	



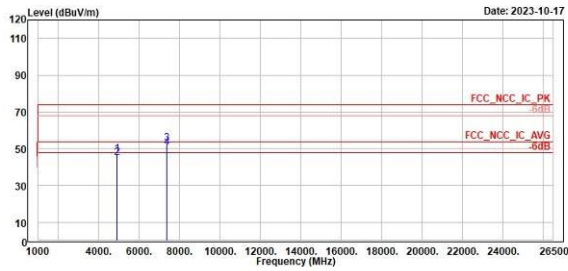
TÜV Rheinland Taiwan Ltd.
 No. 458-18, Sec 2, Fenliao, Linkou Dist., New Taipei City 244, Taiwan(R.O.C.)
 Tel: +886-2172-1000 Fax: +886-2172-1322



Freq	Level	Read	Level	Factor	Limit	Over	APos	TPos	Remark	Pol/Phase	Note
MHz	dBuV/m	dBuV	dB/m	dBuV/m	dB	dB	cm	deg			
1	4874.00	51.76	59.47	-7.71	74.00	-22.24	200	204	Peak	Vertical	
2	4874.00	48.72	56.43	-7.71	54.00	-5.28	200	204	Average	Vertical	
3	7311.00	56.42	61.80	-5.38	74.00	-17.58	200	204	Peak	Vertical	
4	7311.00	52.14	57.52	-5.38	54.00	-1.86	200	204	Average	Vertical	

802.11b
High Channel (Horizontal)
High Channel (Vertical)

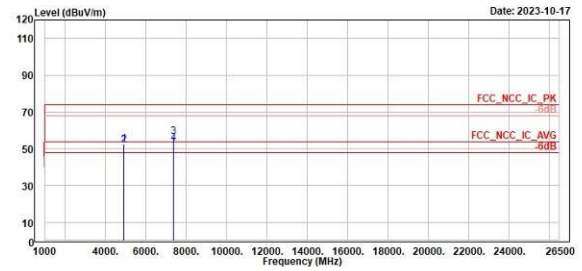

TÜV Rheinland Taiwan Ltd.
 No. 458-18, Sec 2, Fenliao, Linkou Dist., New Taipei City 244, Taiwan(R.O.C.)
 Tel: +886-2172-1000 Fax: +886-2172-1322



	Freq	Level	Read Level	Factor	Limit Line	Over Limit	APos	TPos	Remark	Pol/Phase	Note
	MHz	dBuV/m	dBuV	dB/m	dBuV/m	dB	cm	deg			
1	4924.00	47.00	54.71	-7.63	74.00	-26.92	300	226	Peak	Horizontal	
2	4924.00	44.96	52.59	-7.63	54.00	-9.04	300	226	Average	Horizontal	
3	7386.00	52.98	58.47	-5.49	74.00	-21.02	200	142	Peak	Horizontal	
4	7386.00	50.85	56.34	-5.49	54.00	-3.15	200	142	Average	Horizontal	



TÜV Rheinland Taiwan Ltd.
 No. 458-18, Sec 2, Fenliao, Linkou Dist., New Taipei City 244, Taiwan(R.O.C.)
 Tel: +886-2172-1000 Fax: +886-2172-1322



	Freq	Level	Read Level	Factor	Limit Line	Over Limit	APos	TPos	Remark	Pol/Phase	Note
	MHz	dBuV/m	dBuV	dB/m	dBuV/m	dB	cm	deg			
1	4924.00	52.63	60.26	-7.63	74.00	-21.37	200	290	Peak	Vertical	
2	4924.00	52.04	59.67	-7.63	54.00	-1.96	200	290	Average	Vertical	
3	7386.00	56.49	61.98	-5.49	74.00	-17.51	146	21	Peak	Vertical	
4	7386.00	52.73	58.22	-5.49	54.00	-1.27	146	21	Average	Vertical	

802.11g

Low Channel (Horizontal)

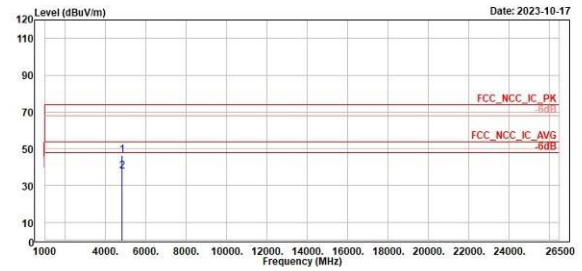
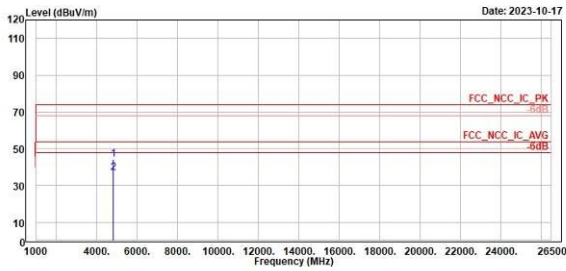
Low Channel (Vertical)



TUV Rheinland Taiwan Ltd.
No. 458-18, Sec 2, Fenliao, Linkou Dist., New Taipei City 244, Taiwan(R.O.C.)
Tel: +886-2172-1000 Fax: +886-2172-1322



TUV Rheinland Taiwan Ltd.
No. 458-18, Sec 2, Fenliao, Linkou Dist., New Taipei City 244, Taiwan(R.O.C.)
Tel: +886-2172-1000 Fax: +886-2172-1322

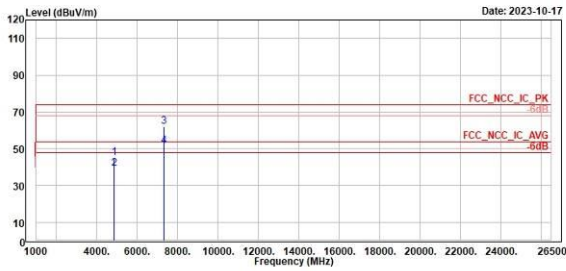


Line	Freq	Level	Read Level	Factor	Limit Line	Over Limit	APos	TPos	Remark	Pol/Phase	Note
	MHz	dBuV/m	dBuV	dB/m	dBuV/m	dB	cm	deg			
1	4824.00	44.24	51.94	-7.70	74.00	-29.76	324	285	Peak	Horizontal	
2	4824.00	36.91	44.61	-7.70	54.00	-17.09	324	285	Average	Horizontal	

Line	Freq	Level	Read Level	Factor	Limit Line	Over Limit	APos	TPos	Remark	Pol/Phase	Note
	MHz	dBuV/m	dBuV	dB/m	dBuV/m	dB	cm	deg			
1	4824.00	46.43	54.13	-7.70	74.00	-27.57	100	280	Peak	Vertical	
2	4824.00	38.00	45.70	-7.70	54.00	-16.00	100	280	Average	Vertical	

802.11g
Middle Channel (Horizontal)
Middle Channel (Vertical)

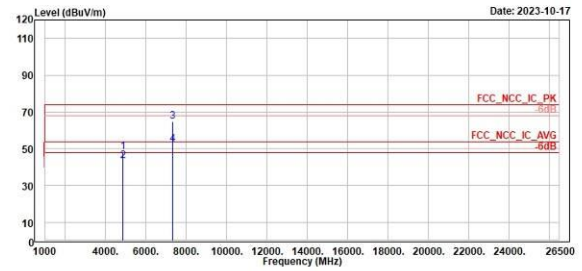

TÜV Rheinland Taiwan Ltd.
 No. 458-18, Sec 2, Fenliao, Linkou Dist., New Taipei City 244, Taiwan(R.O.C.)
 Tel: +886-2172-1000 Fax: +886-2172-1322



Freq	Level	Read Level	Factor	Limit Line	Over Limit	APos	TPos	Remark	Pol/Phase	Note
MHz	dBuV/m	dBuV	dB/m	dBuV/m	dB	cm	deg			
1	4874.00	45.32	53.03	-7.71	74.00	-28.68	300	355 Peak	Horizontal	
2	4874.00	39.46	47.17	-7.71	54.00	-14.54	300	355 Average	Horizontal	
3	7311.00	61.99	67.37	-5.38	74.00	-12.01	200	176 Peak	Horizontal	
4	7311.00	51.43	56.81	-5.38	54.00	-2.57	197	195 Average	Horizontal	



TÜV Rheinland Taiwan Ltd.
 No. 458-18, Sec 2, Fenliao, Linkou Dist., New Taipei City 244, Taiwan(R.O.C.)
 Tel: +886-2172-1000 Fax: +886-2172-1322



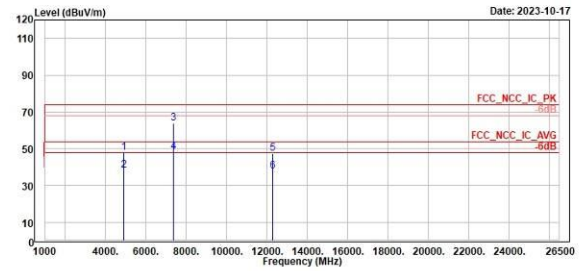
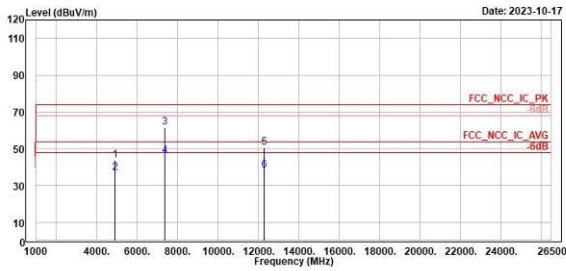
Freq	Level	Read Level	Factor	Limit Line	Over Limit	APos	TPos	Remark	Pol/Phase	Note
MHz	dBuV/m	dBuV	dB/m	dBuV/m	dB	cm	deg			
1	4874.00	48.31	56.02	-7.71	74.00	-25.69	200	290 Peak	Vertical	
2	4874.00	43.30	51.01	-7.71	54.00	-10.70	200	290 Average	Vertical	
3	7311.00	64.99	70.37	-5.38	74.00	-9.01	173	360 Peak	Vertical	
4	7311.00	52.68	58.06	-5.38	54.00	-1.32	173	360 Average	Vertical	

802.11g
High Channel (Horizontal)
High Channel (Vertical)


TÜV Rheinland Taiwan Ltd.
 No. 458-18, Sec 2, Fenliao, Linkou Dist., New Taipei City 244, Taiwan(R.O.C.)
 Tel: +886-2172-1000 Fax: +886-2172-1322



TÜV Rheinland Taiwan Ltd.
 No. 458-18, Sec 2, Fenliao, Linkou Dist., New Taipei City 244, Taiwan(R.O.C.)
 Tel: +886-2172-1000 Fax: +886-2172-1322



Freq	Level	Read	Limit	Over	APos	TPos	Remark	Pol/Phase	Note
MHz	dBuV/m	dBuV	dB/m	dBuV/m	dB	cm	deg		
1	4924.00	43.98	51.61	-7.63	74.00	-38.02	389	336 Peak	Horizontal
2	4924.00	36.98	44.61	-7.63	54.00	-17.02	389	336 Average	Horizontal
3	7386.00	61.43	66.92	-5.49	74.00	-12.57	300	8 Peak	Horizontal
4	7386.00	45.95	51.44	-5.49	54.00	-8.05	300	8 Average	Horizontal
5	12310.00	50.63	48.14	2.49	74.00	-23.37	200	231 Peak	Horizontal
6	12310.00	38.27	35.78	2.49	54.00	-15.73	200	231 Average	Horizontal

Freq	Level	Read	Limit	Over	APos	TPos	Remark	Pol/Phase	Note
MHz	dBuV/m	dBuV	dB/m	dBuV/m	dB	cm	deg		
1	4924.00	48.12	55.75	-7.63	74.00	-25.88	100	289 Peak	Vertical
2	4924.00	38.20	45.83	-7.63	54.00	-15.80	100	289 Average	Vertical
3	7386.00	63.93	69.42	-5.49	74.00	-10.07	156	20 Peak	Vertical
4	7386.00	48.46	53.95	-5.49	54.00	-5.54	156	20 Average	Vertical
5	12310.00	47.31	44.82	2.49	74.00	-26.69	300	219 Peak	Vertical
6	12310.00	37.83	35.34	2.49	54.00	-16.17	300	219 Average	Vertical

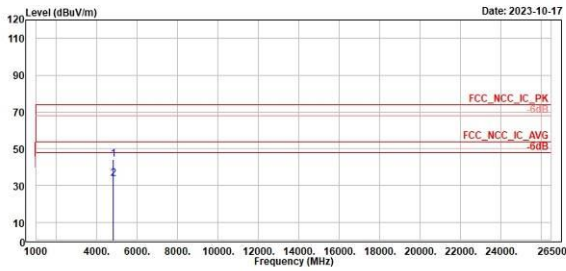
802.11n HT20

Low Channel (Horizontal)

Low Channel (Vertical)



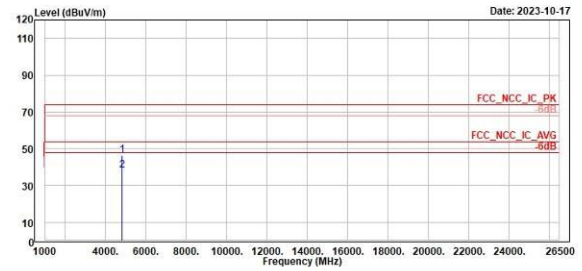
TUV Rheinland Taiwan Ltd.
No. 458-18, Sec 2, Fenhiao, Linkou Dist., New Taipei City 244, Taiwan(R.O.C.)
Tel: +886-2172-1000 Fax: +886-2172-1322



Freq	Level	Read Level	Factor	Limit Line	Over Limit	APos	TPos	Remark	Pol/Phase	Note
MHz	dBuV/m	dBuV	dB/m	dBuV/m	dB	cm	deg			
1	4824.00	44.24	51.94	-7.70	74.00	-29.76	200	276 Peak	Horizontal	
2	4824.00	33.86	41.56	-7.70	54.00	-20.14	200	276 Average	Horizontal	



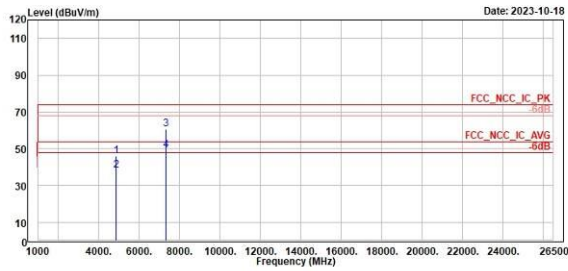
TUV Rheinland Taiwan Ltd.
No. 458-18, Sec 2, Fenhiao, Linkou Dist., New Taipei City 244, Taiwan(R.O.C.)
Tel: +886-2172-1000 Fax: +886-2172-1322



Freq	Level	Read Level	Factor	Limit Line	Over Limit	APos	TPos	Remark	Pol/Phase	Note
MHz	dBuV/m	dBuV	dB/m	dBuV/m	dB	cm	deg			
1	4824.00	46.61	54.31	-7.70	74.00	-27.39	188	285 Peak	Vertical	
2	4824.00	38.47	46.17	-7.70	54.00	-15.53	188	285 Average	Vertical	

802.11n HT20
Middle Channel (Horizontal)
Middle Channel (Vertical)

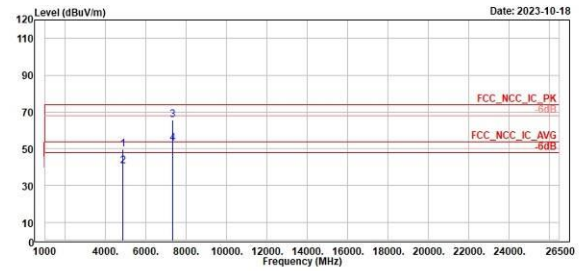

TÜV Rheinland Taiwan Ltd.
 No. 458-18, Sec 2, Fenliao, Linkou Dist., New Taipei City 244, Taiwan(R.O.C.)
 Tel: +886-2172-1000 Fax: +886-2172-1322



Freq	Level	Read	Level	Factor	Limit	Over	APos	TPos	Remark	Pol/Phase	Note
MHz	dBuV/m	dBuV	dB/m	dBuV/m	dB	dB	cm	deg			
1	4874.00	45.99	53.70	-7.71	74.00	-28.01	300	347	Peak	Horizontal	
2	4874.00	38.29	46.00	-7.71	54.00	-15.71	300	347	Average	Horizontal	
3	7311.00	60.91	66.29	-5.38	74.00	-13.09	100	49	Peak	Horizontal	
4	7311.00	49.16	54.54	-5.38	54.00	-4.84	100	49	Average	Horizontal	



TÜV Rheinland Taiwan Ltd.
 No. 458-18, Sec 2, Fenliao, Linkou Dist., New Taipei City 244, Taiwan(R.O.C.)
 Tel: +886-2172-1000 Fax: +886-2172-1322



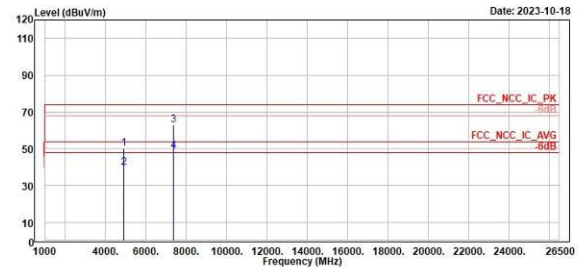
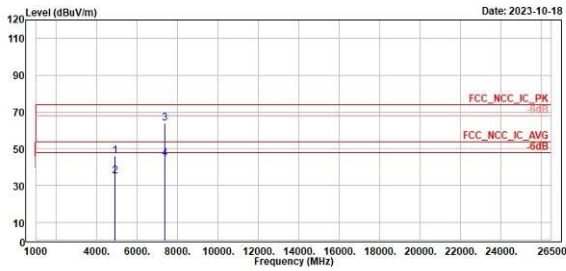
Freq	Level	Read	Level	Factor	Limit	Over	APos	TPos	Remark	Pol/Phase	Note
MHz	dBuV/m	dBuV	dB/m	dBuV/m	dB	dB	cm	deg			
1	4874.00	49.77	57.48	-7.71	74.00	-24.23	223	360	Peak	Vertical	
2	4874.00	40.63	48.34	-7.71	54.00	-13.37	223	360	Average	Vertical	
3	7311.00	65.87	71.25	-5.38	74.00	-8.13	175	360	Peak	Vertical	
4	7311.00	52.83	58.21	-5.38	54.00	-1.17	175	360	Average	Vertical	

802.11n HT20
High Channel (Horizontal)
High Channel (Vertical)


TÜV Rheinland Taiwan Ltd.
 No. 458-18, Sec 2, Fenliao, Linkou Dist., New Taipei City 244, Taiwan(R.O.C.)
 Tel: +886-2172-1000 Fax: +886-2172-1322



TÜV Rheinland Taiwan Ltd.
 No. 458-18, Sec 2, Fenliao, Linkou Dist., New Taipei City 244, Taiwan(R.O.C.)
 Tel: +886-2172-1000 Fax: +886-2172-1322



Freq	Level	Read Level	Factor	Limit Line	Over Limit	APos	TPos	Remark	Pol/Phase	Note
MHz	dBuV/m	dBuV	dB/m	dBuV/m	dB	cm	deg			
1	4924.00	45.86	53.49	-7.63	74.00	-28.14	200	287 Peak	Horizontal	
2	4924.00	35.13	42.76	-7.63	54.00	-18.87	200	287 Average	Horizontal	
3	7386.00	63.98	69.47	-5.49	74.00	-10.02	200	283 Peak	Horizontal	
4	7386.00	44.61	50.10	-5.49	54.00	-9.39	200	283 Average	Horizontal	

Freq	Level	Read Level	Factor	Limit Line	Over Limit	APos	TPos	Remark	Pol/Phase	Note
MHz	dBuV/m	dBuV	dB/m	dBuV/m	dB	cm	deg			
1	4924.00	50.17	57.80	-7.63	74.00	-23.83	100	4 Peak	Vertical	
2	4924.00	39.77	47.40	-7.63	54.00	-14.23	100	4 Average	Vertical	
3	7386.00	63.05	68.54	-5.49	74.00	-10.95	300	277 Peak	Vertical	
4	7386.00	48.64	54.13	-5.49	54.00	-5.36	300	277 Average	Vertical	

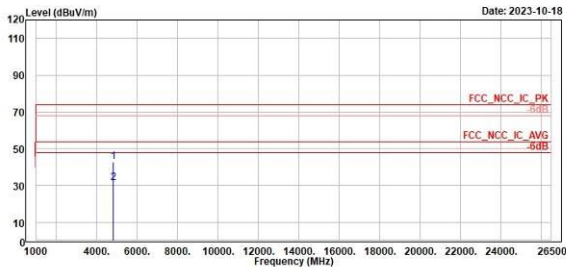
802.11n HT40

Low Channel (Horizontal)

Low Channel (Vertical)



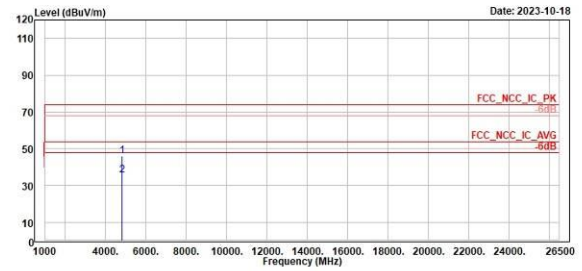
TUV Rheinland Taiwan Ltd.
No. 458-18, Sec 2, Fenliao, Linkou Dist., New Taipei City 244, Taiwan(R.O.C.)
Tel: +886-2172-1000 Fax: +886-2172-1322



Line	Freq	Level	Read Level	Factor	Limit Line	Over Limit	APos	TPos	Remark	Pol/Phase	Note
	MHz	dBuV/m	dBuV	dB/m	dBuV/m	dB	cm	deg			
1	4844.00	42.75	58.44	-7.69	74.00	-31.25	300	351	Peak	Horizontal	
2	4844.00	31.61	39.39	-7.69	54.00	-22.39	300	351	Average	Horizontal	



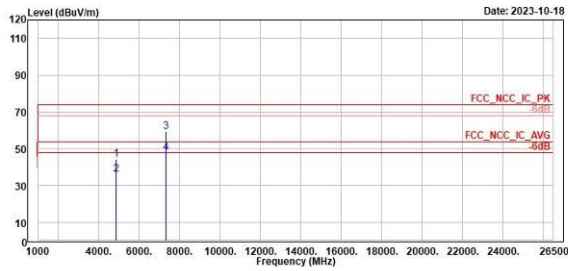
TUV Rheinland Taiwan Ltd.
No. 458-18, Sec 2, Fenliao, Linkou Dist., New Taipei City 244, Taiwan(R.O.C.)
Tel: +886-2172-1000 Fax: +886-2172-1322



Line	Freq	Level	Read Level	Factor	Limit Line	Over Limit	APos	TPos	Remark	Pol/Phase	Note
	MHz	dBuV/m	dBuV	dB/m	dBuV/m	dB	cm	deg			
1	4844.00	45.98	53.59	-7.69	74.00	-28.18	200	291	Peak	Vertical	
2	4844.00	35.07	43.36	-7.69	54.00	-18.33	200	291	Average	Vertical	

802.11n HT40
Middle Channel (Horizontal)
Middle Channel (Vertical)

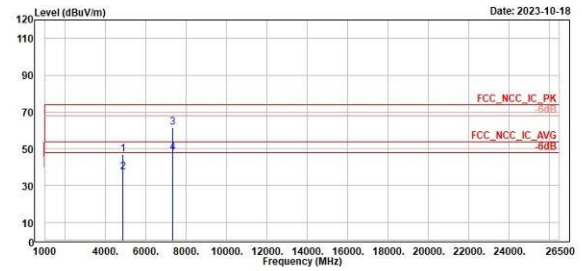

TÜV Rheinland Taiwan Ltd.
 No. 458-18, Sec 2, Fenliao, Linkou Dist., New Taipei City 244, Taiwan(R.O.C.)
 Tel: +886-2172-1000 Fax: +886-2172-1322



Read	Level	Factor	Limit	Over	Apos	TPos	Remark	Pol/Phase	Note
Freq	Level	Factor	Line	Limit					
MHz	dBuV/m	dBuV	dB/m	dBuV/m	dB	cm	deg		
1	4874.00	44.13	51.84	-7.71	74.00	-29.87	280	270 Peak	Horizontal
2	4874.00	36.15	43.86	-7.71	54.00	-17.85	280	270 Average	Horizontal
3	7311.00	59.40	64.78	-5.38	74.00	-14.60	180	176 Peak	Horizontal
4	7311.00	47.94	53.32	-5.38	54.00	-6.06	180	176 Average	Horizontal



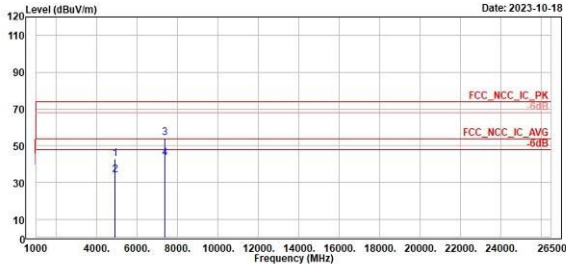
TÜV Rheinland Taiwan Ltd.
 No. 458-18, Sec 2, Fenliao, Linkou Dist., New Taipei City 244, Taiwan(R.O.C.)
 Tel: +886-2172-1000 Fax: +886-2172-1322



Read	Level	Factor	Limit	Over	Apos	TPos	Remark	Pol/Phase	Note
Freq	Level	Factor	Line	Limit					
MHz	dBuV/m	dBuV	dB/m	dBuV/m	dB	cm	deg		
1	4874.00	47.04	54.75	-7.71	74.00	-26.96	180	292 Peak	Vertical
2	4874.00	37.56	45.27	-7.71	54.00	-16.44	180	292 Average	Vertical
3	7311.00	61.82	67.20	-5.38	74.00	-12.18	185	360 Peak	Vertical
4	7311.00	47.98	53.28	-5.38	54.00	-6.10	185	360 Average	Vertical

802.11n HT40
High Channel (Horizontal)
High Channel (Vertical)

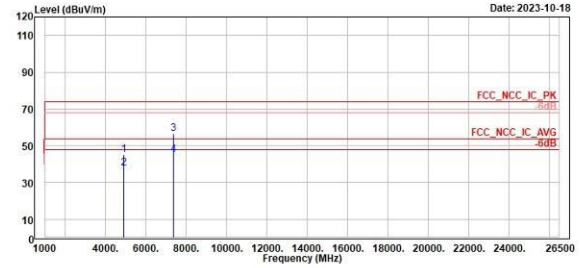

TÜV Rheinland Taiwan Ltd.
 No. 458-18, Sec 2, Fenliao, Linkou Dist., New Taipei City 244, Taiwan(R.O.C.)
 Tel: +886-2172-1000 Fax: +886-2172-1322



Line	Freq	Level	Read	Level	Factor	Limit	Over	Apos	TPos	Remark	Pol/Phase	Note
	MHz	dBuV/m	dBuV	dB/m	dBuV/m	dB	dB	cm	deg			
1	4904.00	42.79	50.51	-7.72	74.00	-31.21	200	285	285	Peak	Horizontal	
2	4904.00	34.10	41.82	-7.72	54.00	-19.00	200	285	285	Average	Horizontal	
3	7356.00	54.16	59.61	-5.45	74.00	-19.84	300	177	177	Peak	Horizontal	
4	7356.00	43.49	48.94	-5.45	54.00	-10.51	300	177	177	Average	Horizontal	



TÜV Rheinland Taiwan Ltd.
 No. 458-18, Sec 2, Fenliao, Linkou Dist., New Taipei City 244, Taiwan(R.O.C.)
 Tel: +886-2172-1000 Fax: +886-2172-1322



Line	Freq	Level	Read	Level	Factor	Limit	Over	Apos	TPos	Remark	Pol/Phase	Note
	MHz	dBuV/m	dBuV	dB/m	dBuV/m	dB	dB	cm	deg			
1	4904.00	45.14	52.86	-7.72	74.00	-28.86	194	290	290	Peak	Vertical	
2	4904.00	37.01	45.63	-7.72	54.00	-16.00	194	290	290	Average	Vertical	
3	7356.00	56.72	62.17	-5.45	74.00	-17.28	200	270	270	Peak	Vertical	
4	7356.00	44.97	50.42	-5.45	54.00	-9.03	200	270	270	Average	Vertical	

Mains Conducted Emission, 150kHz ~ 30MHz

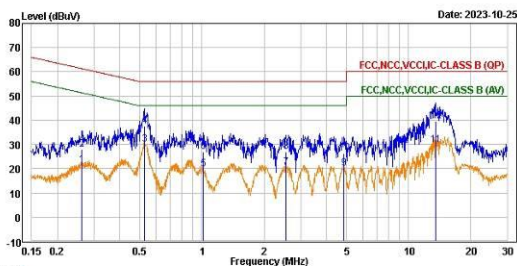
Worst Band

(Line)

(Neutral)



TÜV Rheinland Taiwan Ltd.
No. 438-19, Sec. 2, Fenliiao, Linkou Dist., New Taipei City 244, Taiwan(R.O.C.)
Tel: +886-2172-1000 Fax: +886-2172-1322

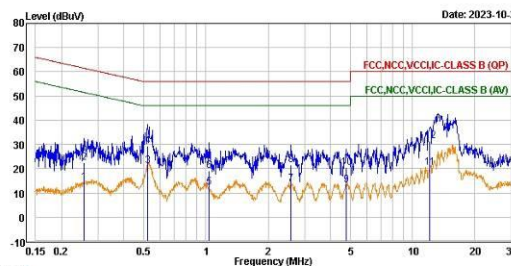


Trace: 1

Line	Freq	Level	Read	Level	Factor	Limit	Over	Remark	Pol/Phase	Note
	MHz	dBuV	dBuV	dB	dB	dBuV	dB			
1	0.26	21.56	11.97	9.59	51.36	-29.80	Average	line1		
2	0.26	27.99	18.40	9.59	61.36	-33.37	QP	line1		
3	0.53	29.92	20.32	9.60	46.00	-16.08	Average	line1		
4	0.53	37.43	27.83	9.60	56.00	-18.57	QP	line1		
5	1.01	19.79	10.18	9.61	46.00	-26.21	Average	line1		
6	1.01	26.85	17.24	9.61	56.00	-29.15	QP	line1		
7	2.56	20.45	10.82	9.63	46.00	-25.55	Average	line1		
8	2.56	26.82	17.19	9.63	56.00	-29.18	QP	line1		
9	4.86	20.18	10.52	9.66	46.00	-25.82	Average	line1		
10	4.86	26.34	16.68	9.66	56.00	-29.66	QP	line1		
11	13.51	29.67	19.97	9.70	50.00	-20.33	Average	line1		
12	13.51	39.78	30.08	9.70	60.00	-20.22	QP	line1		



TÜV Rheinland Taiwan Ltd.
No. 438-19, Sec. 2, Fenliiao, Linkou Dist., New Taipei City 244, Taiwan(R.O.C.)
Tel: +886-2172-1000 Fax: +886-2172-1322



Trace: 1

Line	Freq	Level	Read	Level	Factor	Limit	Over	Remark	Pol/Phase	Note
	MHz	dBuV	dBuV	dB	dB	dBuV	dB			
1	0.26	14.22	4.64	9.58	51.53	-37.51	Average	neutral		
2	0.26	22.53	12.95	9.58	61.53	-39.00	QP	neutral		
3	0.52	21.10	11.51	9.59	46.00	-24.90	Average	neutral		
4	0.52	29.51	19.92	9.59	56.00	-26.49	QP	neutral		
5	1.03	12.25	2.65	9.60	46.00	-33.75	Average	neutral		
6	1.03	19.19	9.59	9.60	56.00	-36.81	QP	neutral		
7	2.58	13.50	3.88	9.62	46.00	-32.50	Average	neutral		
8	2.58	21.42	11.80	9.62	56.00	-34.58	QP	neutral		
9	4.79	13.33	3.67	9.66	46.00	-32.67	Average	neutral		
10	4.79	20.56	10.90	9.66	56.00	-35.44	QP	neutral		
11	12.11	20.59	10.85	9.74	50.00	-29.41	Average	neutral		
12	12.11	31.41	21.67	9.74	60.00	-28.59	QP	neutral		