

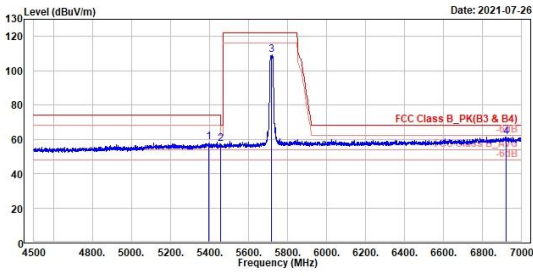
802.11a

CH 144 (Horizontal) Peak

CH 144 (Vertical) Peak



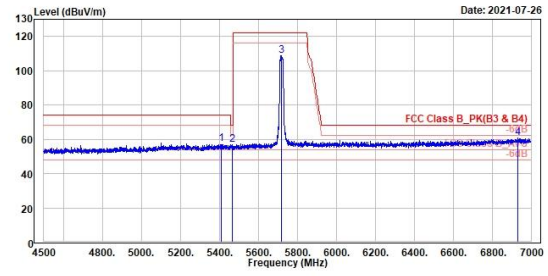
TUV Rheinland Taiwan Ltd.
No. 458-18, Sec 2, Fenliiao, Linkou Dist., New Taipei City 244, Taiwan(R.O.C.)
Tel: +886-2172-1000 Fax: +886-2172-1322



Peak	Freq (MHz)	Level (dBuV/m)	Read Level (dBuV)	Factor (dB/m)	Limit Line (dBuV/m)	Over Limit (dB)	APos (cm)	TPos (deg)	Remark	Pol/Phase	Note
1	5398.38	58.28	14.68	43.60	74.00	-15.72	280	32	Peak	Horizontal	
2	5459.77	57.57	13.99	43.58	74.00	-16.43	280	32	Peak	Horizontal	
3	5720.00	109.00	65.32	43.68	122.20	-13.20	280	32	Peak	Horizontal	
4	6922.14	61.29	15.98	45.31	68.20	-6.91	280	32	Peak	Horizontal	



TUV Rheinland Taiwan Ltd.
No. 458-18, Sec 2, Fenliiao, Linkou Dist., New Taipei City 244, Taiwan(R.O.C.)
Tel: +886-2172-1000 Fax: +886-2172-1322



Peak	Freq (MHz)	Level (dBuV/m)	Read Level (dBuV)	Factor (dB/m)	Limit Line (dBuV/m)	Over Limit (dB)	APos (cm)	TPos (deg)	Remark	Pol/Phase	Note
1	5489.86	57.47	13.87	43.60	74.00	-16.53	100	60	Peak	Vertical	
2	5469.76	57.01	13.40	43.61	68.20	-11.19	100	60	Peak	Vertical	
3	5720.00	108.84	65.16	43.68	122.20	-13.36	100	60	Peak	Vertical	
4	6934.12	60.77	15.48	45.29	68.20	-7.43	100	60	Peak	Vertical	

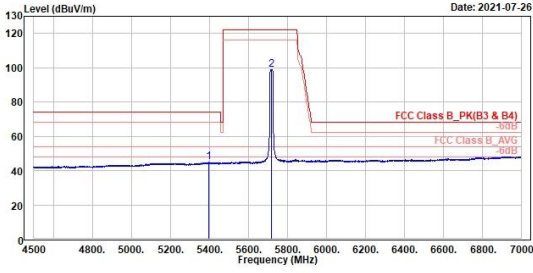
802.11a

CH 144 (Horizontal) Average

CH 144 (Vertical) Average



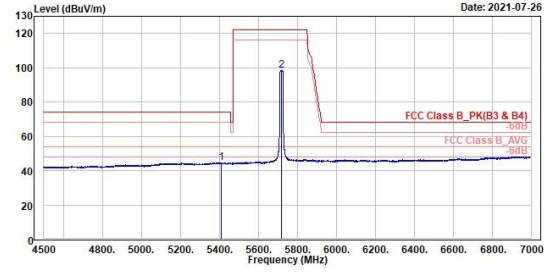
TUV Rheinland Taiwan Ltd.
No. 458-18, Sec 2, Fenliiao, Linkou Dist., New Taipei City 244, Taiwan(R.O.C.)
Tel: +886-2172-1000 Fax: +886-2172-1322



Peak	Freq (MHz)	Level (dBuV/m)	Read Level (dBuV)	Level Factor (dB/m)	Limit Line (dBuV/m)	Over Limit (dB)	APos (cm)	TPos (deg)	Remark	Pol/Phase	Note
1	5398.38	44.76	1.16	43.60	54.00	-9.24	280	32	Average	Horizontal	
2 *	5720.00	98.82	55.14	43.68	54.00	44.82	280	32	Average	Horizontal	



TUV Rheinland Taiwan Ltd.
No. 458-18, Sec 2, Fenliiao, Linkou Dist., New Taipei City 244, Taiwan(R.O.C.)
Tel: +886-2172-1000 Fax: +886-2172-1322



Peak	Freq (MHz)	Level (dBuV/m)	Read Level (dBuV)	Level Factor (dB/m)	Limit Line (dBuV/m)	Over Limit (dB)	APos (cm)	TPos (deg)	Remark	Pol/Phase	Note
1	5409.86	44.60	1.00	43.60	54.00	-9.40	100	60	Average	Vertical	
2 *	5720.00	98.51	54.83	43.68	54.00	44.51	100	60	Average	Vertical	

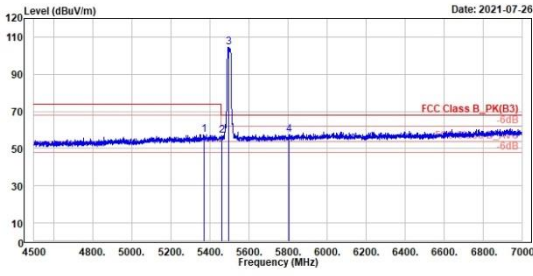
802.11n HT20

CH 100 (Horizontal) Peak

CH 100 (Vertical) Peak



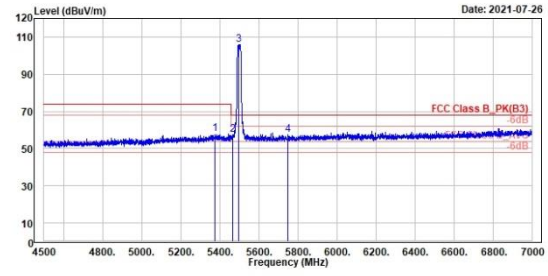
TUV Rheinland Taiwan Ltd.
No. 458-18, Sec 2, Fenliao, Linkou Dist., New Taipei City 244, Taiwan(R.O.C.)
Tel: +886-2172-1000 Fax: +886-2172-1322



	Read	Limit	Over	Apos	TPos	Remark	Pol/Phase	Note	
1	2	3	4	cm	deg				
1	5371.50	57.61	14.13	43.48	74.00	-16.39	315	27 Peak	Horizontal
2	5462.00	56.86	13.28	43.58	68.20	-11.34	315	27 Peak	Horizontal
3	5500.00	104.63	60.94	43.69	68.20	36.43	315	27 Peak	Horizontal
4	5885.00	57.51	13.75	43.76	68.20	-10.69	315	27 Peak	Horizontal



TUV Rheinland Taiwan Ltd.
No. 458-18, Sec 2, Fenliao, Linkou Dist., New Taipei City 244, Taiwan(R.O.C.)
Tel: +886-2172-1000 Fax: +886-2172-1322



	Read	Limit	Over	Apos	TPos	Remark	Pol/Phase	Note	
1	2	3	4	cm	deg				
1	5376.50	57.76	14.26	43.58	74.00	-16.24	292	354 Peak	Vertical
2	5467.50	57.47	13.86	43.61	68.20	-10.73	292	354 Peak	Vertical
3	5500.00	106.00	62.31	43.69	68.20	37.80	292	354 Peak	Vertical
4	5758.50	57.38	13.67	43.71	68.20	-10.82	292	354 Peak	Vertical

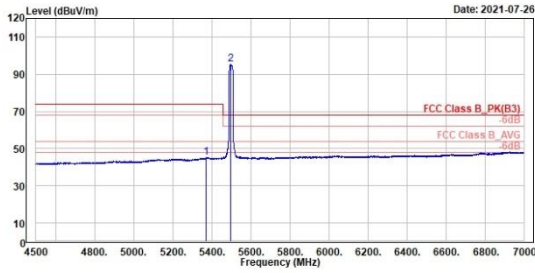
802.11n HT20

CH 100 (Horizontal) Average

CH 100 (Vertical) Average



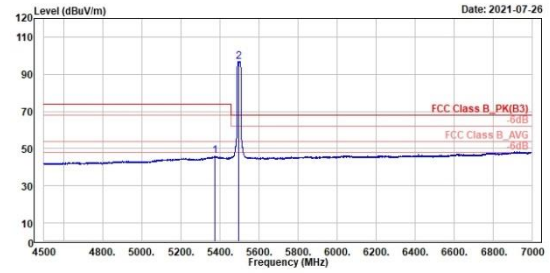
TUV Rheinland Taiwan Ltd.
No. 458-18, Sec 2, Fenliao, Linkou Dist., New Taipei City 244, Taiwan(R.O.C.)
Tel: +886-2172-1000 Fax: +886-2172-1322



Read	Level	Factor	Limit	Over	Apos	TPos	Remark	Pol/Phase	Note
Freq	Level		Line	Limit					
MHz	dBuV/m	dBuV	dB/m	dBuV/m	dB	cm	deg		
1	5371.58	45.25	1.77	43.48	54.00	-8.75	315	27	Average Horizontal
2 *	5500.00	95.35	51.66	43.69	54.00	41.35	315	27	Average Horizontal



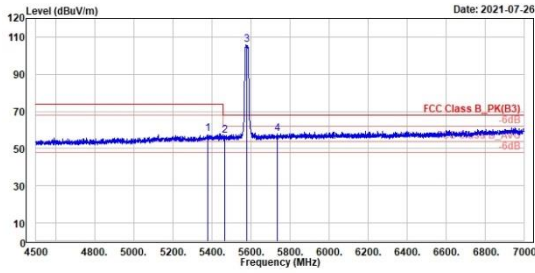
TUV Rheinland Taiwan Ltd.
No. 458-18, Sec 2, Fenliao, Linkou Dist., New Taipei City 244, Taiwan(R.O.C.)
Tel: +886-2172-1000 Fax: +886-2172-1322



Read	Level	Factor	Limit	Over	Apos	TPos	Remark	Pol/Phase	Note
Freq	Level		Line	Limit					
MHz	dBuV/m	dBuV	dB/m	dBuV/m	dB	cm	deg		
1	5376.58	45.98	2.48	43.50	54.00	-8.10	292	354	Average Vertical
2 *	5500.00	96.88	53.11	43.69	54.00	42.88	292	354	Average Vertical

802.11n HT20
CH 116 (Horizontal) Peak
CH 116 (Vertical) Peak

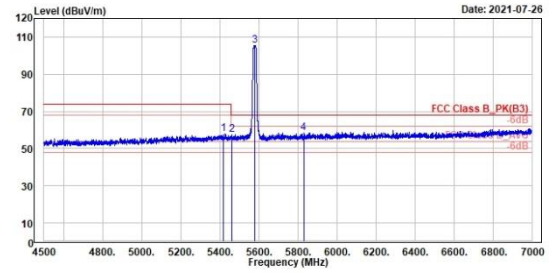

TÜV Rheinland Taiwan Ltd.
 No. 458-18, Sec. 2, Fenliao, Linkou Dist., New Taipei City 244, Taiwan(R.O.C.)
 Tel: +886-2172-1000 Fax: +886-2172-1322



	Read	Limit	Over	Apos	TPos	Remark	Pol/Phase	Note
1	2	3	4	cm	deg			
Freq	Level	Level Factor	Line	Line				
MHz	dBuV/m	dBuV	dB/m	dBuV/m	dB			
1	5388.00	58.18	14.59	43.51	74.00	-15.98	267	28 Peak Horizontal
2	5466.50	57.03	13.43	43.60	68.20	-11.17	267	28 Peak Horizontal
3 *	5580.00	106.06	62.54	43.52	68.20	37.86	267	28 Peak Horizontal
4	5736.50	58.03	14.33	43.70	68.20	-10.17	267	28 Peak Horizontal



TÜV Rheinland Taiwan Ltd.
 No. 458-18, Sec. 2, Fenliao, Linkou Dist., New Taipei City 244, Taiwan(R.O.C.)
 Tel: +886-2172-1000 Fax: +886-2172-1322



	Read	Limit	Over	Apos	TPos	Remark	Pol/Phase	Note
1	2	3	4	cm	deg			
Freq	Level	Level Factor	Line	Line				
MHz	dBuV/m	dBuV	dB/m	dBuV/m	dB			
1	5419.00	57.76	14.17	43.59	74.00	-16.24	272	355 Peak Vertical
2	5465.00	57.63	14.03	43.60	68.20	-10.57	272	355 Peak Vertical
3 *	5580.00	105.43	61.91	43.52	68.20	37.23	272	355 Peak Vertical
4	5830.50	58.35	14.51	43.84	68.20	-9.85	272	355 Peak Vertical

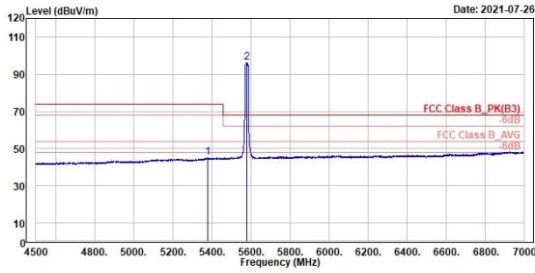
802.11n HT20

CH 116 (Horizontal) Average

CH 116 (Vertical) Average



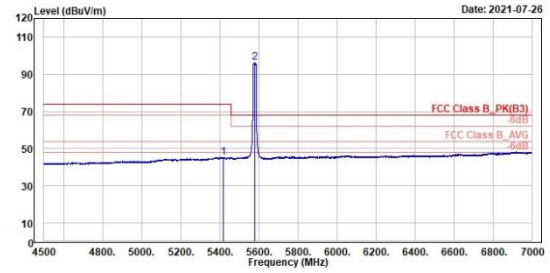
TUV Rheinland Taiwan Ltd.
No. 458-18, Sec. 2, Fenliao, Linkou Dist., New Taipei City 244, Taiwan(R.O.C.)
Tel: +886-2172-1000 Fax: +886-2172-1322



Peak	Freq (MHz)	Level (dBuV/m)	Read Level (dBuV)	Level Factor (dB/m)	Factor (dB/m)	Limit Line (dBuV/m)	Over Limit (dB)	APos (cm)	TPos (deg)	Remark	Pol/Phase	Note
1	5380.00	44.98	44.98	1.47	43.51	54.00	-9.02	267	28	Average	Horizontal	
2 *	5580.00	95.22	95.22	52.70	43.52	54.00	42.22	267	28	Average	Horizontal	



TUV Rheinland Taiwan Ltd.
No. 458-18, Sec. 2, Fenliao, Linkou Dist., New Taipei City 244, Taiwan(R.O.C.)
Tel: +886-2172-1000 Fax: +886-2172-1322



Peak	Freq (MHz)	Level (dBuV/m)	Read Level (dBuV)	Level Factor (dB/m)	Factor (dB/m)	Limit Line (dBuV/m)	Over Limit (dB)	APos (cm)	TPos (deg)	Remark	Pol/Phase	Note
1	5419.00	45.36	45.36	1.77	43.59	54.00	-8.64	272	355	Average	Vertical	
2 *	5580.00	96.18	96.18	52.66	43.52	54.00	42.18	272	355	Average	Vertical	

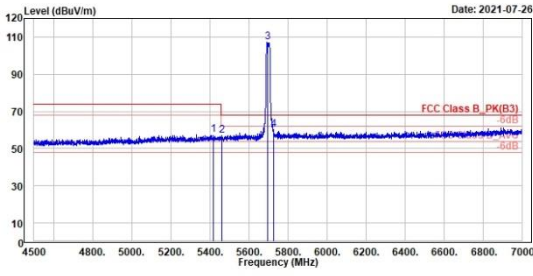
802.11n HT20

CH 140 (Horizontal) Peak

CH 140 (Vertical) Peak



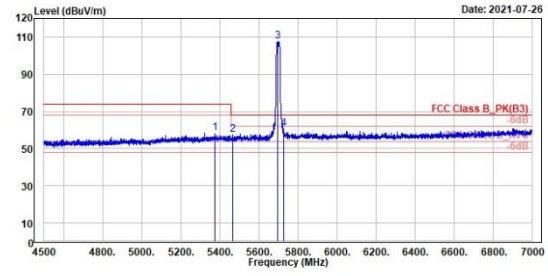
TUV Rheinland Taiwan Ltd.
No. 458-18, Sec. 2, Fenliao, Linkou Dist., New Taipei City 244, Taiwan(R.O.C.)
Tel: +886-2172-1000 Fax: +886-2172-1322



Peak	Freq (MHz)	Level (dBuV/m)	Read Level (dBuV)	Level Factor (dB/m)	Limit Line (dBuV/m)	Over Limit (dB)	Apos (cm)	TPos (deg)	Remark	Pol/Phase	Note
1	5419.50	57.54	13.95	43.59	74.00	-16.46	282	30	Peak	Horizontal	
2	5464.00	56.86	13.27	43.59	68.20	-11.34	282	30	Peak	Horizontal	
3 *	5700.00	107.22	63.56	43.66	68.20	39.02	282	30	Peak	Horizontal	
4	5726.50	60.25	16.56	43.69	68.20	-7.95	282	30	Peak	Horizontal	



TUV Rheinland Taiwan Ltd.
No. 458-18, Sec. 2, Fenliao, Linkou Dist., New Taipei City 244, Taiwan(R.O.C.)
Tel: +886-2172-1000 Fax: +886-2172-1322



Peak	Freq (MHz)	Level (dBuV/m)	Read Level (dBuV)	Level Factor (dB/m)	Limit Line (dBuV/m)	Over Limit (dB)	Apos (cm)	TPos (deg)	Remark	Pol/Phase	Note
1	5377.50	58.18	14.68	43.50	74.00	-15.82	241	352	Peak	Vertical	
2	5466.50	57.63	14.03	43.60	68.20	-10.57	241	352	Peak	Vertical	
3 *	5700.00	107.83	64.17	43.66	68.20	39.63	241	352	Peak	Vertical	
4	5727.50	60.47	16.78	43.69	68.20	-7.73	241	352	Peak	Vertical	

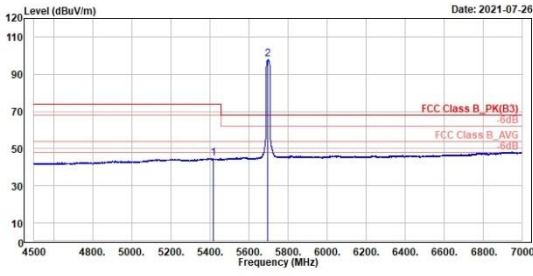
802.11n HT20

CH 140 (Horizontal) Average

CH 140 (Vertical) Average



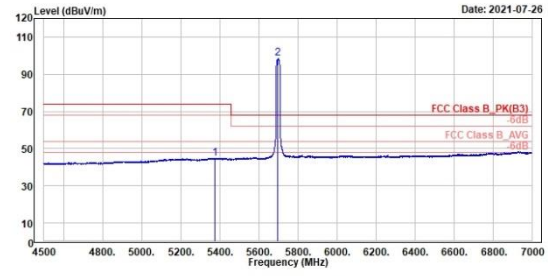
TÜV Rheinland Taiwan Ltd.
No. 458-18, Sec. 2, Fenliao, Linkou Dist., New Taipei City 244, Taiwan(R.O.C.)
Tel: +886-2172-1000 Fax: +886-2172-1322



Read	Level	Factor	Limit	Over	Apos	TPos	Remark	Pol/Phase	Note	
Freq	Level		Line	Limit						
MHz	dBuV/m	dBuV	dB/m	dBuV/m	dB	cm	deg			
1	5419.58	44.62	1.83	43.59	54.00	-9.38	282	30	Average	Horizontal
2 *	5780.00	98.02	54.36	43.66	54.00	44.02	282	30	Average	Horizontal



TÜV Rheinland Taiwan Ltd.
No. 458-18, Sec. 2, Fenliao, Linkou Dist., New Taipei City 244, Taiwan(R.O.C.)
Tel: +886-2172-1000 Fax: +886-2172-1322



Read	Level	Factor	Limit	Over	Apos	TPos	Remark	Pol/Phase	Note	
Freq	Level		Line	Limit						
MHz	dBuV/m	dBuV	dB/m	dBuV/m	dB	cm	deg			
1	5377.50	44.04	1.44	43.50	54.00	-9.06	241	352	Average	Vertical
2 *	5780.00	98.46	54.80	43.66	54.00	44.46	241	352	Average	Vertical

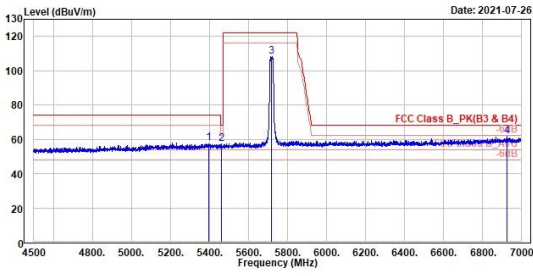
802.11n HT20

CH 144 (Horizontal) Peak

CH 144 (Vertical) Peak



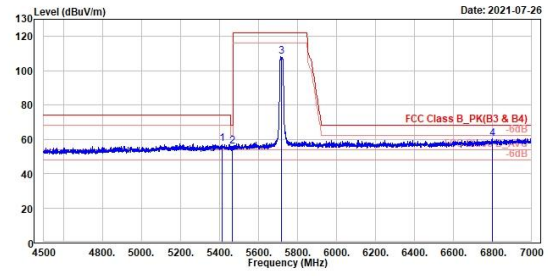
TUV Rheinland Taiwan Ltd.
No. 458-18, Sec 2, Fenliiao, Linkou Dist., New Taipei City 244, Taiwan(R.O.C.)
Tel: +886-2172-1000 Fax: +886-2172-1322



	Freq	Level	Read	Limit	Over	APos	TPos	Remark	Pol/Phase	Note
	MHz	dBuV/m	dBuV	dB/m	dBuV/m	dB	cm	deg		
1	5398.38	57.93	14.33	43.60	74.00	-16.07	280	32	Peak	Horizontal
2	5463.27	57.24	13.65	43.59	69.20	-10.95	280	32	Peak	Horizontal
3	5720.00	108.34	64.66	43.68	122.20	-13.86	280	32	Peak	Horizontal
4	6929.13	61.91	16.62	45.29	68.20	-6.29	280	32	Peak	Horizontal



TUV Rheinland Taiwan Ltd.
No. 458-18, Sec 2, Fenliiao, Linkou Dist., New Taipei City 244, Taiwan(R.O.C.)
Tel: +886-2172-1000 Fax: +886-2172-1322



	Freq	Level	Read	Limit	Over	APos	TPos	Remark	Pol/Phase	Note
	MHz	dBuV/m	dBuV	dB/m	dBuV/m	dB	cm	deg		
1	5414.35	57.56	13.97	43.59	74.00	-16.44	100	64	Peak	Vertical
2	5466.76	56.03	12.43	43.60	68.20	-12.17	100	64	Peak	Vertical
3	5720.00	108.46	64.78	43.68	122.20	-13.74	100	64	Peak	Vertical
4	6800.36	60.40	15.14	45.26	68.20	-7.80	100	64	Peak	Vertical

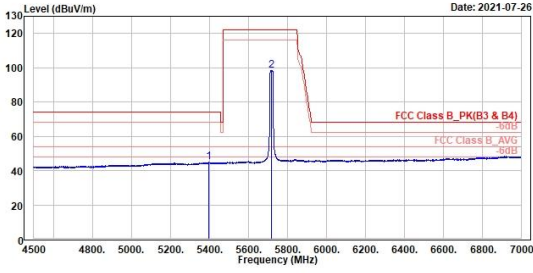
802.11n HT20

CH 144 (Horizontal) Average

CH 144 (Vertical) Average



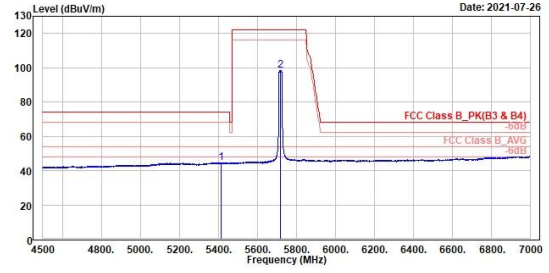
TUV Rheinland Taiwan Ltd.
No. 458-18, Sec 2, Fenliiao, Linkou Dist., New Taipei City 244, Taiwan(R.O.C.)
Tel: +886-2172-1000 Fax: +886-2172-1322



Peak	Freq	Level	Read Level	Factor	Limit Line	Over Limit	APos	TPos	Remark	Pol/Phase	Note
	MHz	dBuV/m	dBuV	dB/m	dBuV/m	dB	cm	deg			
1	5398.38	44.76	1.16	43.60	54.00	-9.24	280	32	Average	Horizontal	
2 *	5720.00	98.44	54.76	43.68	54.00	44.44	280	32	Average	Horizontal	



TUV Rheinland Taiwan Ltd.
No. 458-18, Sec 2, Fenliiao, Linkou Dist., New Taipei City 244, Taiwan(R.O.C.)
Tel: +886-2172-1000 Fax: +886-2172-1322



Peak	Freq	Level	Read Level	Factor	Limit Line	Over Limit	APos	TPos	Remark	Pol/Phase	Note
	MHz	dBuV/m	dBuV	dB/m	dBuV/m	dB	cm	deg			
1	5414.35	44.58	0.99	43.59	54.00	-9.42	100	64	Average	Vertical	
2 *	5720.00	98.37	54.69	43.68	54.00	44.37	100	64	Average	Vertical	

Mask, 5.725GHz ~ 5.85GHz
U-NII-3

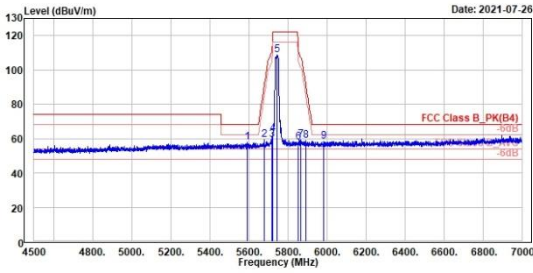
802.11a

CH 149 (Horizontal) Peak

CH 149 (Vertical) Peak



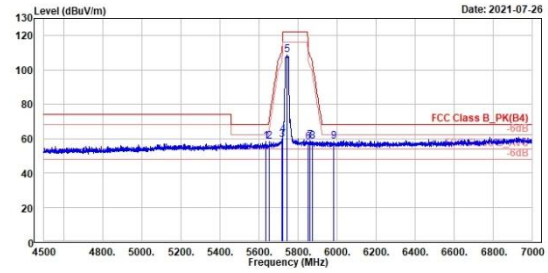
TUV Rheinland Taiwan Ltd.
No. 458-18, Sec. 2, Fenliao, Linkou Dist., New Taipei City 244, Taiwan(R.O.C.)
Tel: +886-2172-1000 Fax: +886-2172-1322



	Read	Limit	Over	Apos	TPos	Remark	Pol/Phase	Note
Freq	Level	Line	Line	cm	deg			
MHz	dBuV/m	dBuV	dB/m	dBuV/m	dB			
1	5592.53	57.88	14.24	43.56	68.28	-18.48	303	32 Peak Horizontal
2	5679.88	59.31	15.74	43.57	99.35	-31.04	303	32 Peak Horizontal
3	5718.31	59.37	15.69	43.68	110.33	-50.96	303	32 Peak Horizontal
4	5724.30	62.97	19.28	43.69	120.60	-57.63	303	32 Peak Horizontal
5	5745.00	108.52	64.82	43.70	122.20	-13.68	303	32 Peak Horizontal
6	5835.06	57.88	13.89	43.91	110.78	-52.98	303	32 Peak Horizontal
7	5866.54	59.39	15.45	43.94	107.57	-46.18	303	32 Peak Horizontal
8	5895.49	58.59	14.57	44.02	98.00	-31.41	303	32 Peak Horizontal
9	5986.33	58.55	14.24	44.31	68.20	-9.65	303	32 Peak Horizontal



TUV Rheinland Taiwan Ltd.
No. 458-18, Sec. 2, Fenliao, Linkou Dist., New Taipei City 244, Taiwan(R.O.C.)
Tel: +886-2172-1000 Fax: +886-2172-1322



	Read	Limit	Over	Apos	TPos	Remark	Pol/Phase	Note
Freq	Level	Line	Line	cm	deg			
MHz	dBuV/m	dBuV	dB/m	dBuV/m	dB			
1	5636.95	58.54	15.08	43.46	68.20	-9.66	100	60 Peak Vertical
2	5655.92	58.24	14.79	43.45	72.60	-14.36	100	60 Peak Vertical
3	5718.81	59.38	15.70	43.68	110.47	-51.09	100	60 Peak Vertical
4	5724.30	62.41	18.72	43.69	120.60	-58.19	100	60 Peak Vertical
5	5745.00	108.62	64.92	43.70	122.20	-13.58	100	60 Peak Vertical
6	5854.06	57.86	13.95	43.91	112.94	-55.08	100	60 Peak Vertical
7	5864.54	58.70	14.77	43.93	108.13	-49.43	100	60 Peak Vertical
8	5876.02	58.53	14.57	43.96	104.44	-45.91	100	60 Peak Vertical
9	5986.82	58.46	14.15	44.31	68.20	-9.74	100	60 Peak Vertical

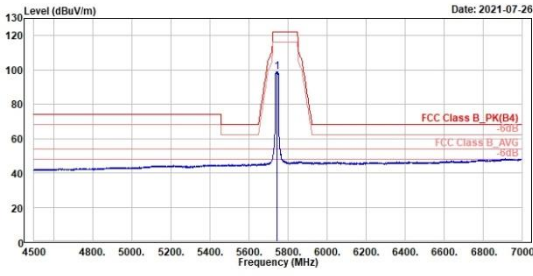
802.11a

CH 149 (Horizontal) Average

CH 149 (Vertical) Average



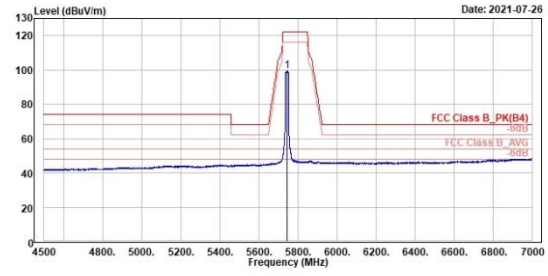
TUV Rheinland Taiwan Ltd.
No. 458-18, Sec 2, Fenliao, Linkou Dist., New Taipei City 244, Taiwan(R.O.C.)
Tel: +886-2172-1000 Fax: +886-2172-1322



Read	Level	Factor	Limit	Over	Apos	TPos	Remark	Pol/Phase	Note
Freq	Level		Line	Limit					
MHz	dBuV/m	dBuV	dB/m	dBuV/m	dB	cm	deg		
1 *	5745.00	99.05	55.35	43.70	54.00	45.05	303	32	Average Horizontal



TUV Rheinland Taiwan Ltd.
No. 458-18, Sec 2, Fenliao, Linkou Dist., New Taipei City 244, Taiwan(R.O.C.)
Tel: +886-2172-1000 Fax: +886-2172-1322



Read	Level	Factor	Limit	Over	Apos	TPos	Remark	Pol/Phase	Note
Freq	Level		Line	Limit					
MHz	dBuV/m	dBuV	dB/m	dBuV/m	dB	cm	deg		
1 *	5745.00	99.47	55.77	43.70	54.00	45.47	100	60	Average Vertical

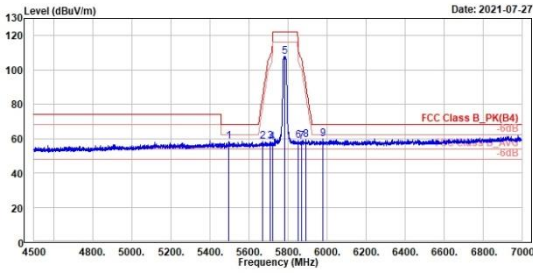
802.11a

CH 157 (Horizontal) Peak

CH 157 (Vertical) Peak



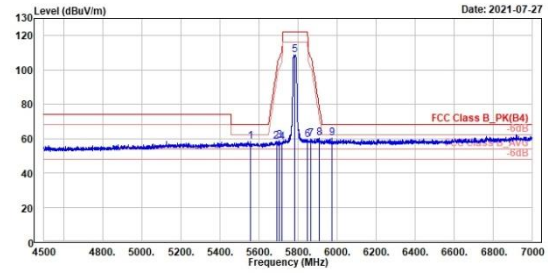
TUV Rheinland Taiwan Ltd.
No. 458-18, Sec. 2, Fenliao, Linkou Dist., New Taipei City 244, Taiwan(R.O.C.)
Tel: +886-2172-1000 Fax: +886-2172-1322



	Read	Limit	Over	Apos	TPos	Remark	Pol/Phase	Note
1	Level	Line	Limit	cm	deg			
Freq	Level	Level	Factor	dB	cm	deg		
MHz	dBuV/m	dBuV	dB/m	dBuV/m	cm	deg		
1	5499.78	58.41	14.72	43.69	68.28	-9.79	301	32 Peak Horizontal
2	5671.89	58.27	14.74	43.53	84.44	-26.17	301	32 Peak Horizontal
3	5718.82	58.14	14.47	43.67	108.23	-50.09	301	32 Peak Horizontal
4	5721.80	58.06	14.38	43.68	114.91	-56.85	301	32 Peak Horizontal
5	5785.00	107.84	64.10	43.74	122.20	-14.36	301	32 Peak Horizontal
6	5854.06	58.60	14.69	43.91	112.94	-54.34	301	32 Peak Horizontal
7	5870.83	58.31	14.36	43.95	106.59	-48.28	301	32 Peak Horizontal
8	5894.49	59.34	15.32	44.02	90.74	-31.40	301	32 Peak Horizontal
9	5988.34	59.99	15.69	44.30	68.20	-8.21	301	32 Peak Horizontal



TUV Rheinland Taiwan Ltd.
No. 458-18, Sec. 2, Fenliao, Linkou Dist., New Taipei City 244, Taiwan(R.O.C.)
Tel: +886-2172-1000 Fax: +886-2172-1322



	Read	Limit	Over	Apos	TPos	Remark	Pol/Phase	Note
1	Level	Line	Limit	cm	deg			
Freq	Level	Level	Factor	dB	cm	deg		
MHz	dBuV/m	dBuV	dB/m	dBuV/m	cm	deg		
1	5568.59	58.52	15.05	43.47	68.20	-9.68	108	62 Peak Vertical
2	5691.36	58.56	14.93	43.63	98.83	-40.27	108	62 Peak Vertical
3	5706.83	58.64	14.97	43.67	107.11	-48.47	108	62 Peak Vertical
4	5728.30	58.08	14.40	43.68	111.49	-53.41	108	62 Peak Vertical
5	5785.00	108.09	65.15	43.74	122.20	-13.31	108	62 Peak Vertical
6	5851.07	59.33	15.44	43.89	119.76	-60.43	108	62 Peak Vertical
7	5867.04	59.61	15.67	43.94	107.43	-47.82	108	62 Peak Vertical
8	5911.46	60.19	16.10	44.09	78.19	-18.00	108	62 Peak Vertical
9	5977.84	60.39	16.09	44.30	68.20	-7.81	108	62 Peak Vertical

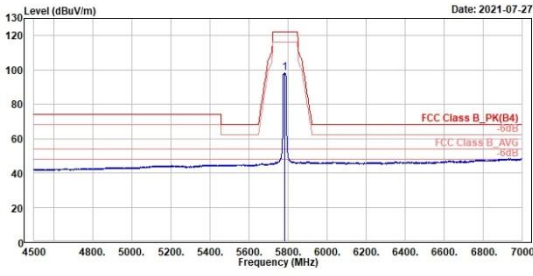
802.11a

CH 157 (Horizontal) Average

CH 157 (Vertical) Average



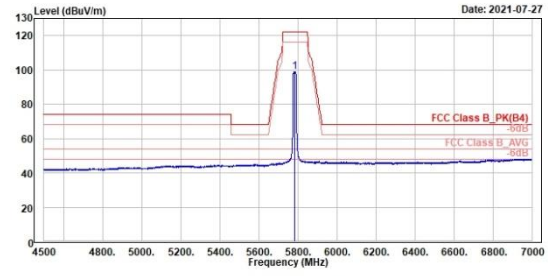
TUV Rheinland Taiwan Ltd.
No. 458-18, Sec 2, Fenliao, Linkou Dist., New Taipei City 244, Taiwan(R.O.C.)
Tel: +886-2172-1000 Fax: +886-2172-1322



Read	Level	Factor	Limit	Over	Apos	TPos	Remark	Pol/Phase	Note
Freq	Level	Level	Line	Limit	cm	deg			
MHz	dBuV/m	dBuV	dB/m	dBuV/m	dB	cm	deg		
1 * 5785.00	98.20	54.46	43.74	54.00	44.20	301	32 Average	Horizontal	



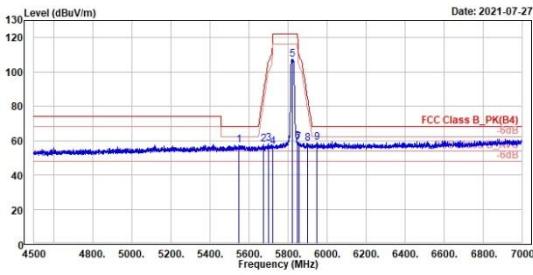
TUV Rheinland Taiwan Ltd.
No. 458-18, Sec 2, Fenliao, Linkou Dist., New Taipei City 244, Taiwan(R.O.C.)
Tel: +886-2172-1000 Fax: +886-2172-1322



Read	Level	Factor	Limit	Over	Apos	TPos	Remark	Pol/Phase	Note
Freq	Level	Level	Line	Limit	cm	deg			
MHz	dBuV/m	dBuV	dB/m	dBuV/m	dB	cm	deg		
1 * 5785.00	99.06	55.32	43.74	54.00	45.06	188	62 Average	Vertical	

802.11a
CH 165 (Horizontal) Peak
CH 165 (Vertical) Peak

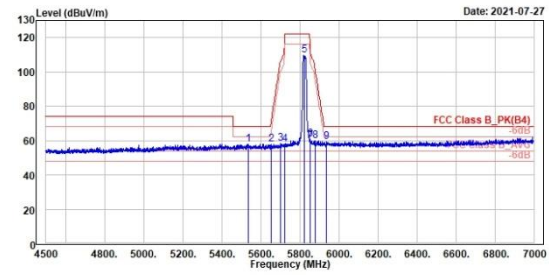

TÜV Rheinland Taiwan Ltd.
 No. 458-18, Sec. 2, Fenliao, Linkou Dist., New Taipei City 244, Taiwan(R.O.C.)
 Tel: +886-2172-1000 Fax: +886-2172-1322



	Read	Limit	Over	Apos	TPos	Remark	Pol/Phase	Note	
1	Level	Line	Line	cm	deg				
Freq	Level	Factor	dB/m	dB					
MHz	dBuV/m	dBuV	dB/m	dBuV/m	dB	cm	deg		
1	5548.61	57.47	14.02	43.45	68.20	-10.73	259	32 Peak	Horizontal
2	5675.38	57.77	14.23	43.54	87.03	-29.26	259	32 Peak	Horizontal
3	5708.84	58.40	14.73	43.67	105.44	-47.04	259	32 Peak	Horizontal
4	5723.30	56.36	12.68	43.68	118.32	-61.96	259	32 Peak	Horizontal
5	5825.00	107.24	63.42	43.82	122.20	-14.96	259	32 Peak	Horizontal
6	5851.07	59.45	15.56	43.89	119.76	-60.31	259	32 Peak	Horizontal
7	5856.56	59.04	15.13	43.91	110.35	-51.32	259	32 Peak	Horizontal
8	5901.48	58.45	14.40	44.05	85.57	-27.12	259	32 Peak	Horizontal
9	5949.89	58.89	14.61	44.28	68.20	-9.31	259	32 Peak	Horizontal



TÜV Rheinland Taiwan Ltd.
 No. 458-18, Sec. 2, Fenliao, Linkou Dist., New Taipei City 244, Taiwan(R.O.C.)
 Tel: +886-2172-1000 Fax: +886-2172-1322



	Read	Limit	Over	Apos	TPos	Remark	Pol/Phase	Note	
1	Level	Line	Line	cm	deg				
Freq	Level	Factor	dB/m	dB					
MHz	dBuV/m	dBuV	dB/m	dBuV/m	dB	cm	deg		
1	5539.13	57.85	14.35	43.50	68.20	-10.35	113	62 Peak	Vertical
2	5654.42	57.76	14.31	43.45	71.49	-13.73	113	62 Peak	Vertical
3	5704.33	58.57	14.90	43.67	106.41	-47.84	113	62 Peak	Vertical
4	5722.30	58.04	14.36	43.68	116.04	-58.00	113	62 Peak	Vertical
5	5825.00	109.09	66.07	43.82	122.20	-12.31	113	62 Peak	Vertical
6	5855.06	60.98	17.07	43.91	115.21	-54.23	113	62 Peak	Vertical
7	5855.06	59.08	16.07	43.91	110.78	-50.80	113	62 Peak	Vertical
8	5881.51	60.02	16.04	43.98	100.36	-40.34	113	62 Peak	Vertical
9	5935.92	59.12	14.91	44.21	68.20	-9.08	113	62 Peak	Vertical

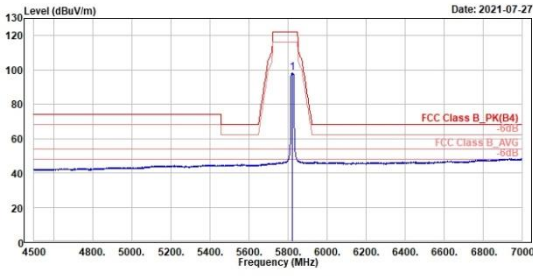
802.11a

CH 165 (Horizontal) Average

CH 165 (Vertical) Average



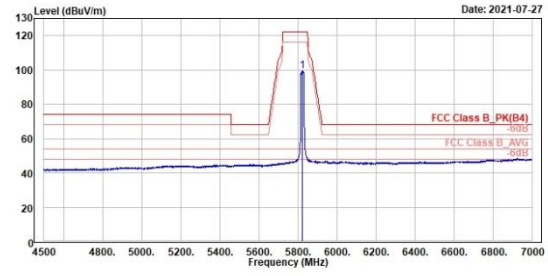
TUV Rheinland Taiwan Ltd.
No. 458-18, Sec. 2, Fenliao, Linkou Dist., New Taipei City 244, Taiwan(R.O.C.)
Tel: +886-2172-1000 Fax: +886-2172-1322



Read	Level	Factor	Limit	Over	Apos	TPos	Remark	Pol/Phase	Note
Freq	Level		Line	Limit					
MHz	dBuV/m	dBuV	dB/m	dBuV/m	dB	cm	deg		
1 *	5825.00	98.31	54.49	43.82	54.00	44.31	259	32	Average Horizontal



TUV Rheinland Taiwan Ltd.
No. 458-18, Sec. 2, Fenliao, Linkou Dist., New Taipei City 244, Taiwan(R.O.C.)
Tel: +886-2172-1000 Fax: +886-2172-1322



Read	Level	Factor	Limit	Over	Apos	TPos	Remark	Pol/Phase	Note
Freq	Level		Line	Limit					
MHz	dBuV/m	dBuV	dB/m	dBuV/m	dB	cm	deg		
1 *	5825.00	99.36	55.54	43.82	54.00	45.36	113	62	Average Vertical

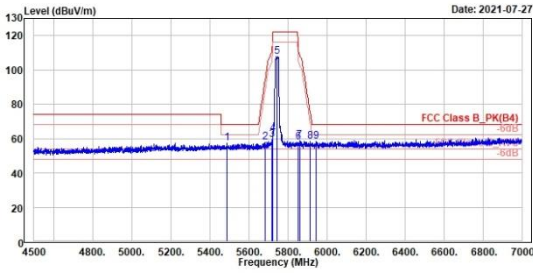
802.11n HT20

CH 149 (Horizontal) Peak

CH 149 (Vertical) Peak



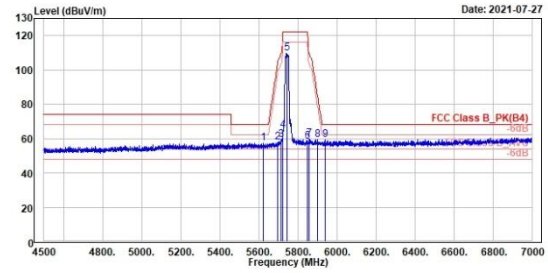
TUV Rheinland Taiwan Ltd.
No. 458-18, Sec 2, Fenliao, Linkou Dist., New Taipei City 244, Taiwan(R.O.C.)
Tel:+886-2172-1000 Fax:+886-2172-1322



Peak	Freq (MHz)	Level (dBuV/m)	Read Level (dBuV)	Level Factor (dB/m)	Limit Line (dBuV/m)	Over Limit (dB)	APos (cm)	TPos (deg)	Remark	Pol/Phase	Note
1	5488.72	57.41	13.74	43.67	68.20	-10.79	306	32	Peak	Horizontal	
2	5686.86	58.03	14.43	43.60	95.51	-37.48	306	32	Peak	Horizontal	
3	5718.81	59.44	15.76	43.68	110.47	-51.03	306	32	Peak	Horizontal	
4	5724.80	62.80	19.11	43.69	121.73	-58.93	306	32	Peak	Horizontal	
5	5745.00	107.92	64.22	43.70	122.20	-14.28	306	32	Peak	Horizontal	
6	5852.57	57.65	13.75	43.90	116.35	-58.70	306	32	Peak	Horizontal	
7	5861.05	58.68	14.76	43.92	109.19	-50.42	306	32	Peak	Horizontal	
8	5913.96	58.28	14.17	44.11	76.35	-18.07	306	32	Peak	Horizontal	
9	5945.90	58.54	14.29	44.25	68.20	-9.66	306	32	Peak	Horizontal	



TUV Rheinland Taiwan Ltd.
No. 458-18, Sec 2, Fenliao, Linkou Dist., New Taipei City 244, Taiwan(R.O.C.)
Tel:+886-2172-1000 Fax:+886-2172-1322



Peak	Freq (MHz)	Level (dBuV/m)	Read Level (dBuV)	Level Factor (dB/m)	Limit Line (dBuV/m)	Over Limit (dB)	APos (cm)	TPos (deg)	Remark	Pol/Phase	Note
1	5624.98	57.57	14.07	43.50	68.20	-10.63	108	63	Peak	Vertical	
2	5699.34	57.67	14.01	43.66	104.71	-47.04	108	63	Peak	Vertical	
3	5717.31	59.30	15.62	43.68	110.05	-50.75	108	63	Peak	Vertical	
4	5724.80	64.85	21.16	43.69	121.73	-56.88	108	63	Peak	Vertical	
5	5745.00	109.67	65.97	43.70	122.20	-12.53	108	63	Peak	Vertical	
6	5851.07	58.36	14.47	43.89	119.76	-61.40	108	63	Peak	Vertical	
7	5860.55	59.89	15.97	43.92	109.24	-49.35	108	63	Peak	Vertical	
8	5901.48	59.23	15.18	44.05	85.57	-26.34	108	63	Peak	Vertical	
9	5940.91	59.47	15.24	44.23	68.20	-8.73	108	63	Peak	Vertical	

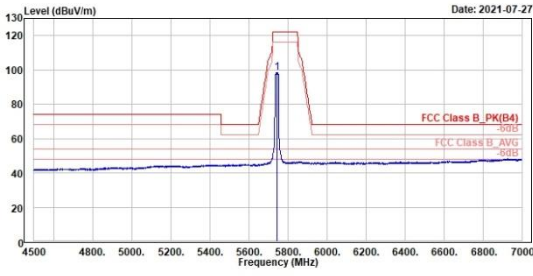
802.11n HT20

CH 149 (Horizontal) Average

CH 149 (Vertical) Average



TUV Rheinland Taiwan Ltd.
No. 458-18, Sec. 2, Fenliao, Linkou Dist., New Taipei City 244, Taiwan(R.O.C.)
Tel: +886-2172-1000 Fax: +886-2172-1322



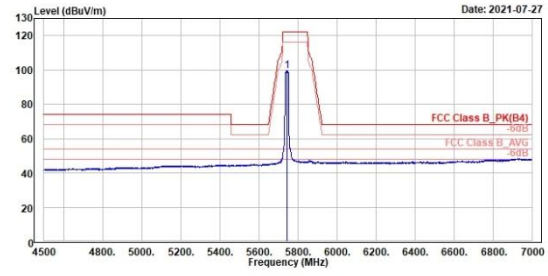
Date: 2021-07-27

Read	Limit	Over	Apos	TPos	Remark	Pol/Phase	Note
Freq	Level	Level	Line	Limit			
MHz	dBuV/m	dBuV	dB/m	dBuV/m	dB	cm	deg

1 * 5745.00 98.46 54.76 43.70 54.00 44.46 306 32 Average Horizontal



TUV Rheinland Taiwan Ltd.
No. 458-18, Sec. 2, Fenliao, Linkou Dist., New Taipei City 244, Taiwan(R.O.C.)
Tel: +886-2172-1000 Fax: +886-2172-1322



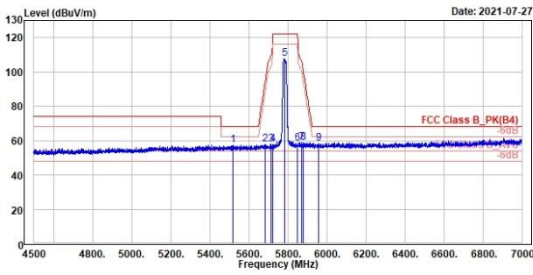
Date: 2021-07-27

Read	Limit	Over	Apos	TPos	Remark	Pol/Phase	Note
Freq	Level	Level	Line	Limit			
MHz	dBuV/m	dBuV	dB/m	dBuV/m	dB	cm	deg

1 * 5745.00 99.45 55.75 43.70 54.00 45.45 188 63 Average Vertical

802.11n HT20
CH 157 (Horizontal) Peak
CH 157 (Vertical) Peak

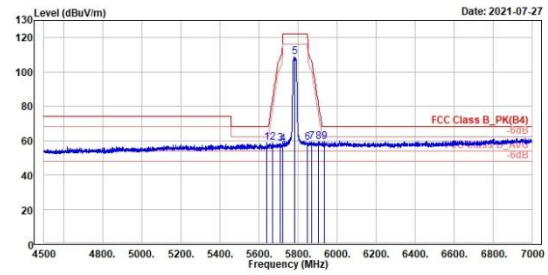

TÜV Rheinland Taiwan Ltd.
 No. 458-18, Sec. 2, Fenliao, Linkou Dist., New Taipei City 244, Taiwan(R.O.C.)
 Tel: +886-2172-1000 Fax: +886-2172-1322



	Read	Limit	Over	Apos	TPos	Remark	Pol/Phase	Note
1	Level	Line	Line	cm	deg			
Freq	Level	Factor	dB/m	dB				
MHz	dBuV/m	dBuV	dB/m	dBuV/m	dB			
1	5519.67	57.19	13.60	43.59	68.20	-11.01	301	33 Peak Horizontal
2	5685.87	57.94	14.35	43.59	94.77	-36.83	301	33 Peak Horizontal
3	5715.31	58.08	14.40	43.68	109.49	-51.41	301	33 Peak Horizontal
4	5723.80	57.64	13.95	43.69	119.46	-61.82	301	33 Peak Horizontal
5	5785.00	107.91	64.17	43.74	122.20	-14.29	301	33 Peak Horizontal
6	5852.07	58.29	14.40	43.89	117.49	-59.20	301	33 Peak Horizontal
7	5871.83	58.86	14.91	43.95	106.31	-47.45	301	33 Peak Horizontal
8	5881.01	58.80	14.82	43.98	100.73	-41.93	301	33 Peak Horizontal
9	5959.87	58.24	13.95	44.29	68.20	-9.96	301	33 Peak Horizontal



TÜV Rheinland Taiwan Ltd.
 No. 458-18, Sec. 2, Fenliao, Linkou Dist., New Taipei City 244, Taiwan(R.O.C.)
 Tel: +886-2172-1000 Fax: +886-2172-1322



	Read	Limit	Over	Apos	TPos	Remark	Pol/Phase	Note
1	Level	Line	Line	cm	deg			
Freq	Level	Factor	dB/m	dB				
MHz	dBuV/m	dBuV	dB/m	dBuV/m	dB			
1	5642.44	58.76	15.31	43.45	68.20	-9.44	108	63 Peak Vertical
2	5678.89	58.61	15.09	43.52	83.70	-25.09	108	63 Peak Vertical
3	5712.32	58.40	14.72	43.68	108.65	-50.25	108	63 Peak Vertical
4	5724.80	57.81	14.12	43.69	121.73	-63.92	108	63 Peak Vertical
5	5785.00	108.62	65.08	43.74	122.20	-13.38	108	63 Peak Vertical
6	5858.07	58.70	14.81	43.89	122.84	-63.34	108	63 Peak Vertical
7	5879.83	59.30	15.43	43.95	106.59	-47.21	108	63 Peak Vertical
8	5907.47	59.41	15.34	44.07	81.14	-21.73	108	63 Peak Vertical
9	5938.41	59.20	14.98	44.22	68.20	-9.00	108	63 Peak Vertical

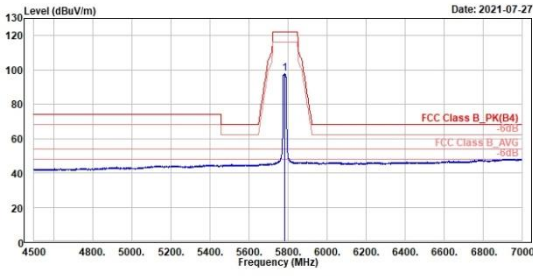
802.11n HT20

CH 157 (Horizontal) Average

CH 157 (Vertical) Average



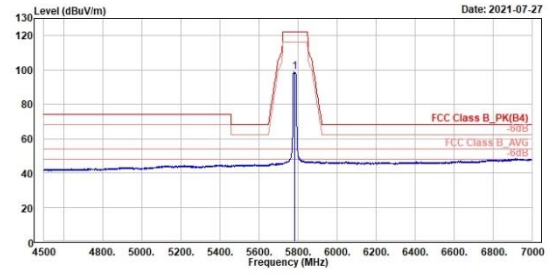
TUV Rheinland Taiwan Ltd.
No. 458-18, Sec. 2, Fenliao, Linkou Dist., New Taipei City 244, Taiwan(R.O.C.)
Tel: +886-2172-1000 Fax: +886-2172-1322



1	5785.00	97.72	53.98	43.74	122.20	-24.48	301	33	Peak	Horizontal
---	---------	-------	-------	-------	--------	--------	-----	----	------	------------



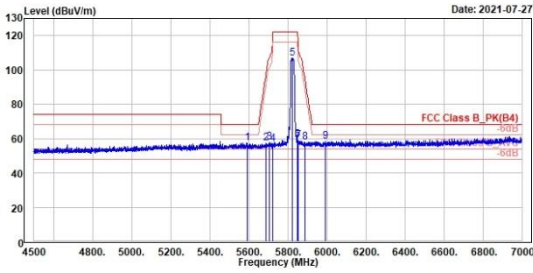
TUV Rheinland Taiwan Ltd.
No. 458-18, Sec. 2, Fenliao, Linkou Dist., New Taipei City 244, Taiwan(R.O.C.)
Tel: +886-2172-1000 Fax: +886-2172-1322



1 *	5785.00	98.77	55.83	43.74	54.00	44.77	188	63	Average	Vertical
-----	---------	-------	-------	-------	-------	-------	-----	----	---------	----------

802.11n HT20
CH 165 (Horizontal) Peak
CH 165 (Vertical) Peak

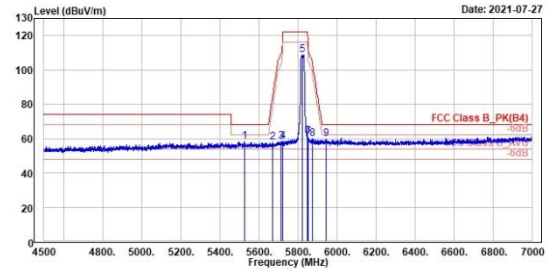

TÜV Rheinland Taiwan Ltd.
 No. 458-18, Sec. 2, Fenliao, Linkou Dist., New Taipei City 244, Taiwan(R.O.C.)
 Tel: +886-2172-1000 Fax: +886-2172-1322



	Read	Limit	Over	Apos	TPos	Remark	Pol/Phase	Note	
1	Level	Line	Limit	cm	deg				
MHz	dBuV/m	dBuV	dB/m	dBuV/m	dB	cm	deg		
1	5594.53	57.39	13.82	43.57	68.20	-18.81	260	33 Peak	Horizontal
2	5698.36	57.12	13.50	43.62	98.89	-48.97	260	33 Peak	Horizontal
3	5786.83	57.98	14.31	43.67	107.11	-49.13	260	33 Peak	Horizontal
4	5723.80	56.89	13.20	43.69	119.46	-62.57	260	33 Peak	Horizontal
5	5825.00	106.65	62.83	43.82	122.20	-15.55	260	33 Peak	Horizontal
6	5851.07	59.11	15.22	43.89	119.76	-80.65	260	33 Peak	Horizontal
7	5855.56	59.83	15.12	43.91	110.64	-51.61	260	33 Peak	Horizontal
8	5898.00	57.82	13.81	44.01	94.87	-36.25	260	33 Peak	Horizontal
9	5994.31	58.24	13.92	44.32	68.20	-9.96	260	33 Peak	Horizontal



TÜV Rheinland Taiwan Ltd.
 No. 458-18, Sec. 2, Fenliao, Linkou Dist., New Taipei City 244, Taiwan(R.O.C.)
 Tel: +886-2172-1000 Fax: +886-2172-1322



	Read	Limit	Over	Apos	TPos	Remark	Pol/Phase	Note	
1	Level	Line	Limit	cm	deg				
MHz	dBuV/m	dBuV	dB/m	dBuV/m	dB	cm	deg		
1	5538.15	58.89	14.55	43.54	68.20	-10.11	114	63 Peak	Vertical
2	5669.89	58.06	14.54	43.52	82.96	-24.90	114	63 Peak	Vertical
3	5716.31	58.25	14.57	43.68	109.77	-51.52	114	63 Peak	Vertical
4	5722.80	58.30	14.62	43.68	117.18	-58.88	114	63 Peak	Vertical
5	5825.00	108.67	64.85	43.82	122.20	-13.53	114	63 Peak	Vertical
6	5858.57	61.48	17.51	43.89	120.90	-59.50	114	63 Peak	Vertical
7	5855.56	60.71	16.80	43.91	110.64	-49.93	114	63 Peak	Vertical
8	5876.02	59.72	15.76	43.96	104.44	-44.72	114	63 Peak	Vertical
9	5943.90	59.74	15.49	44.25	68.20	-8.46	114	63 Peak	Vertical

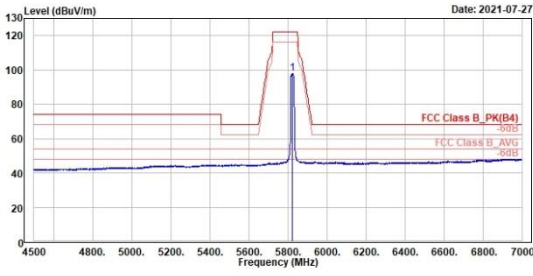
802.11n HT20

CH 165 (Horizontal) Average

CH 165 (Vertical) Average



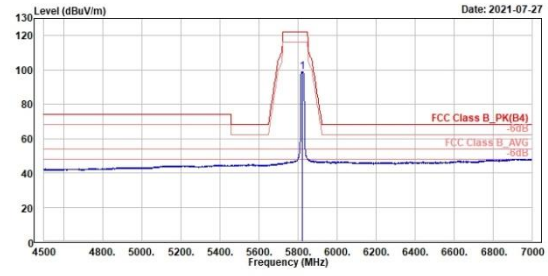
TUV Rheinland Taiwan Ltd.
No. 458-18, Sec 2, Fenliao, Linkou Dist., New Taipei City 244, Taiwan(R.O.C.)
Tel: +886-2172-1000 Fax: +886-2172-1322



Read	Level	Factor	Limit	Over	Apos	TPos	Remark	Pol/Phase	Note
Freq	Level	Level	Line	Limit	cm	deg			
MHz	dBuV/m	dBuV	dB/m	dBuV/m	dB	cm	deg		
1 *	5825.00	97.73	53.91	43.82	54.00	43.73	260	33	Average Horizontal



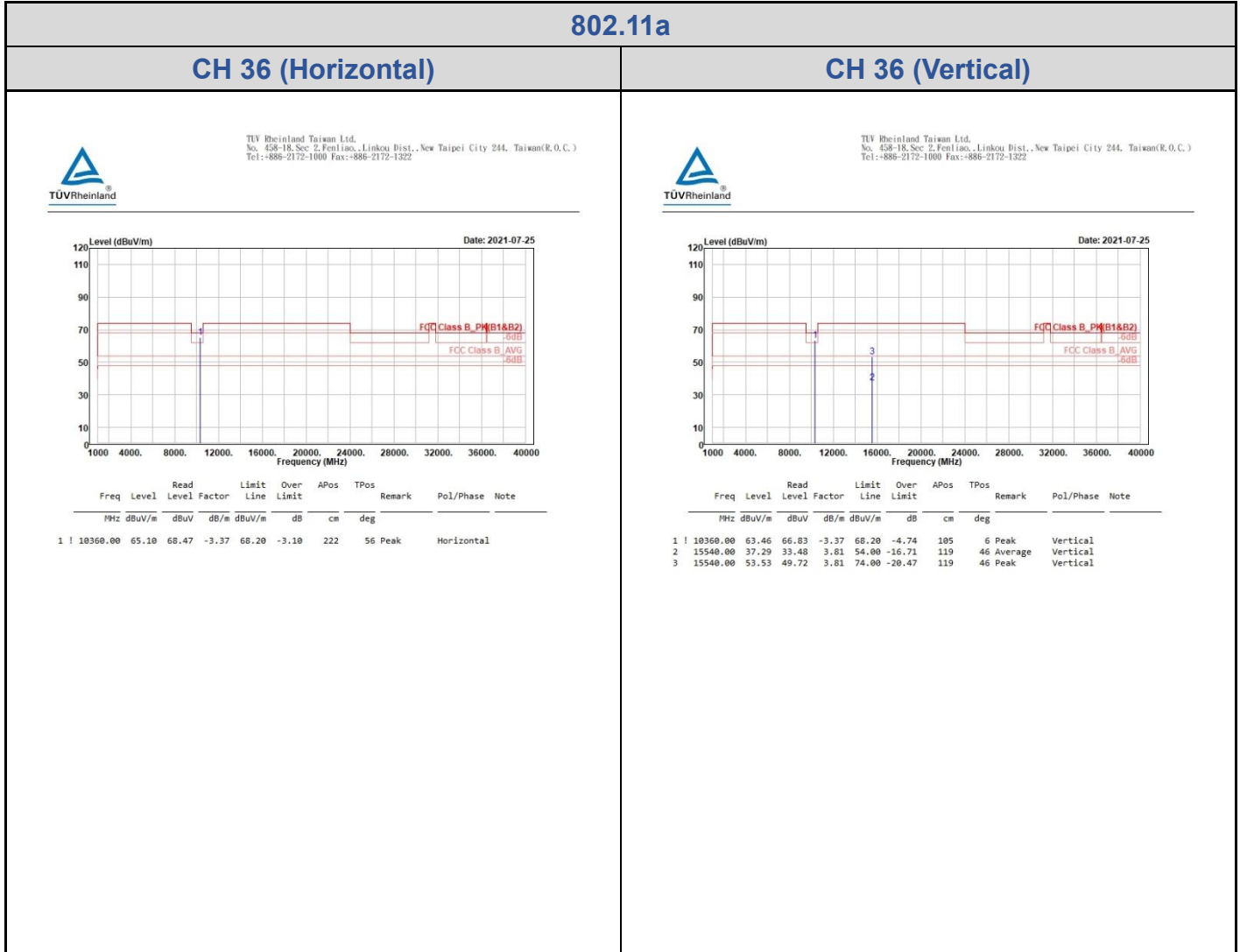
TUV Rheinland Taiwan Ltd.
No. 458-18, Sec 2, Fenliao, Linkou Dist., New Taipei City 244, Taiwan(R.O.C.)
Tel: +886-2172-1000 Fax: +886-2172-1322



Read	Level	Factor	Limit	Over	Apos	TPos	Remark	Pol/Phase	Note
Freq	Level	Level	Line	Limit	cm	deg			
MHz	dBuV/m	dBuV	dB/m	dBuV/m	dB	cm	deg		
1 *	5825.00	99.05	55.23	43.82	54.00	45.05	114	63	Average Vertical

Spurious Emissions, Tx Mode, 1GHz ~ 40GHz

U-NII-1



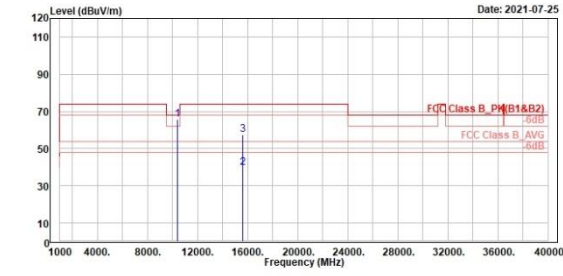
802.11a

CH 40 (Horizontal)

CH 40 (Vertical)



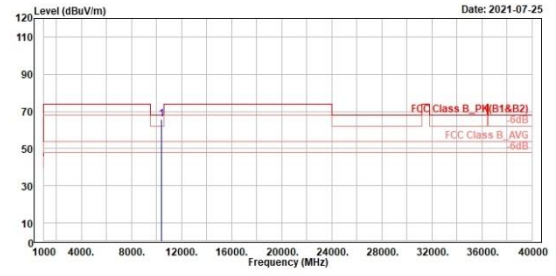
TUV Rheinland Taiwan Ltd.
No. 458-18, Sec. 2, Fenliao, Linkou Dist., New Taipei City 244, Taiwan(R.O.C.)
Tel: +886-2172-1000 Fax: +886-2172-1322



Read	Limit	Over	Apos	TPos	Remark	Pol/Phase	Note		
Freq	Level	Level	Factor	Line	Limit				
MHz	dBuV/m	dBuV	dB/m	dBuV/m	dB	cm	deg		
1	10400.00	65.83	69.15	-3.32	68.20	-2.37	222	56 Peak	Horizontal
2	15600.00	39.50	35.78	3.72	54.00	14.50	100	63 Average	Horizontal
3	15600.00	57.33	53.61	3.72	74.00	-16.67	100	63 Peak	Horizontal



TUV Rheinland Taiwan Ltd.
No. 458-18, Sec. 2, Fenliao, Linkou Dist., New Taipei City 244, Taiwan(R.O.C.)
Tel: +886-2172-1000 Fax: +886-2172-1322



Read	Limit	Over	Apos	TPos	Remark	Pol/Phase	Note		
Freq	Level	Level	Factor	Line	Limit				
MHz	dBuV/m	dBuV	dB/m	dBuV/m	dB	cm	deg		
1	10400.00	65.85	69.17	-3.32	68.20	-2.35	342	11 Peak	Vertical

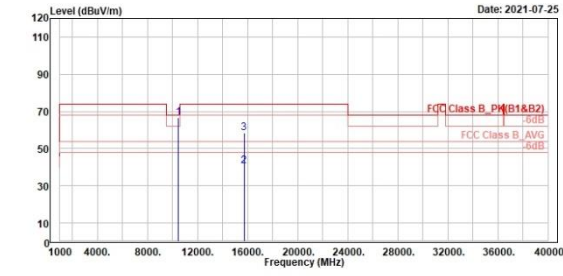
802.11a

CH 48 (Horizontal)

CH 48 (Vertical)



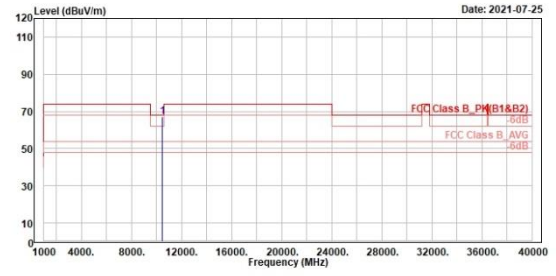
TUV Rheinland Taiwan Ltd.
No. 458-18, Sec. 2, Fenliao, Linkou Dist., New Taipei City 244, Taiwan(R.O.C.)
Tel: +886-2172-1000 Fax: +886-2172-1322



Read	Limit	Over	Apos	TPos	Remark	Pol/Phase	Note
Freq	Level	Level	Factor	Line	Limit		
MHz	dBuV/m	dBuV	dB/m	dBuV/m	dB	cm	deg
1	10480.00	66.40	69.54	-3.14	68.20	-1.80	194
2	15720.00	40.65	36.45	4.20	54.00	-13.35	100
3	15720.00	58.31	54.11	4.20	74.00	-15.69	100



TUV Rheinland Taiwan Ltd.
No. 458-18, Sec. 2, Fenliao, Linkou Dist., New Taipei City 244, Taiwan(R.O.C.)
Tel: +886-2172-1000 Fax: +886-2172-1322



Read	Limit	Over	Apos	TPos	Remark	Pol/Phase	Note
Freq	Level	Level	Factor	Line	Limit		
MHz	dBuV/m	dBuV	dB/m	dBuV/m	dB	cm	deg
1	10480.00	66.86	70.00	-3.14	68.20	-1.34	335

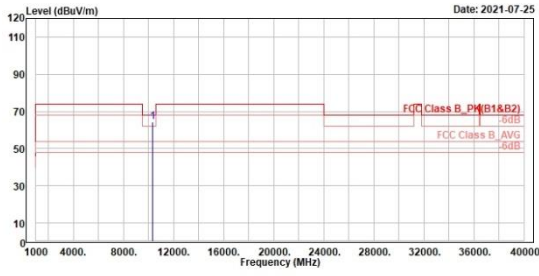
802.11n HT20

CH 36 (Horizontal)

CH 36 (Vertical)



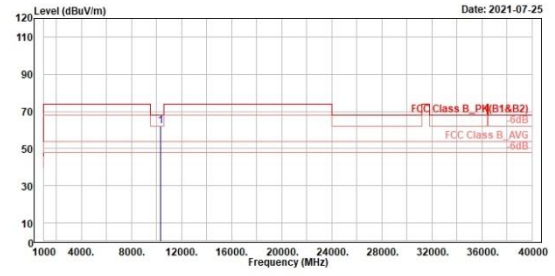
TUV Rheinland Taiwan Ltd.
No. 458-18, Sec. 2, Fenliao, Linkou Dist., New Taipei City 244, Taiwan(R.O.C.)
Tel: +886-2172-1000 Fax: +886-2172-1322



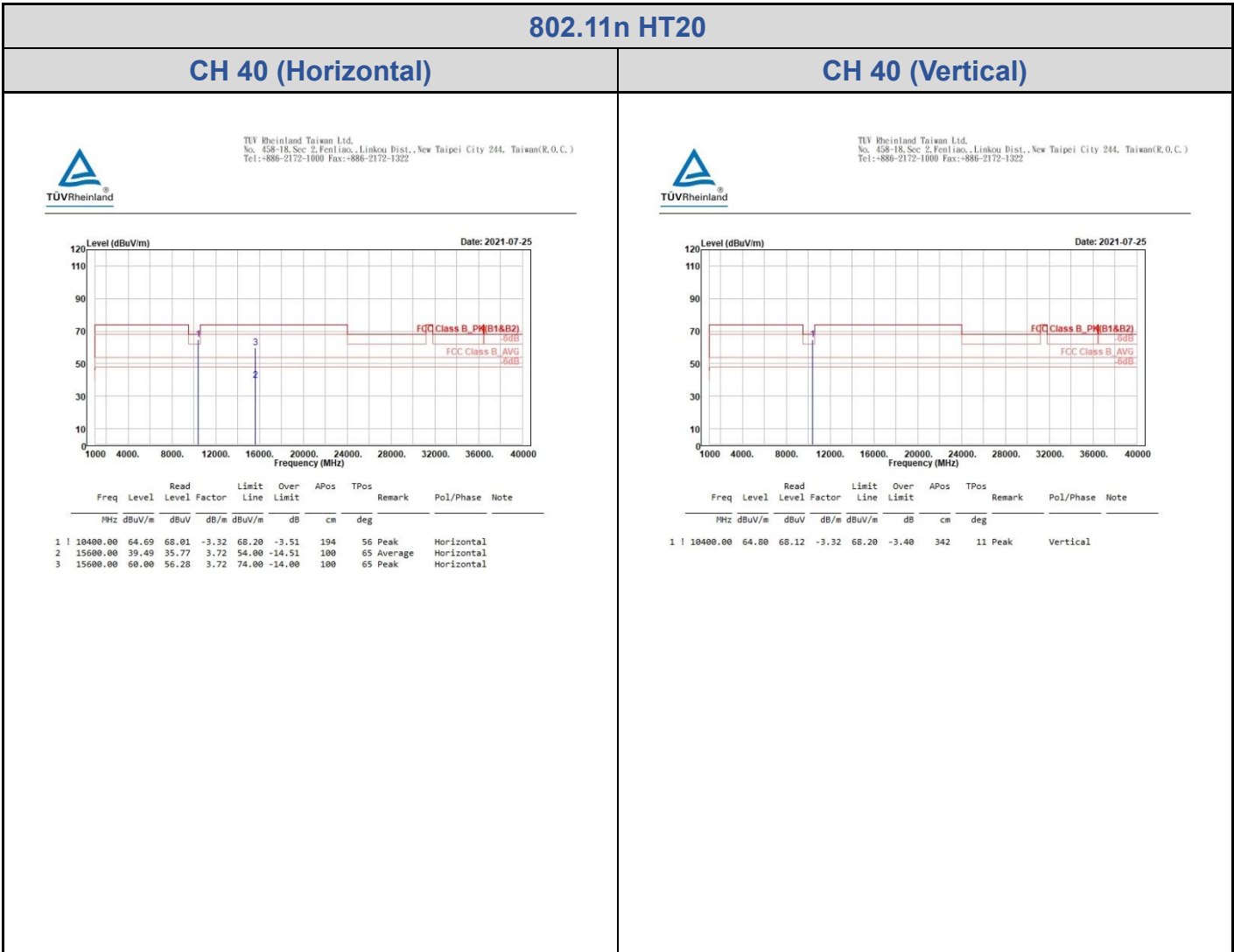
Freq	Level	Read Level	Factor	Limit Line	Over Limit	Apos	TPos	Remark	Pol/Phase	Note
MHz	dBuV/m	dBuV	dB/m	dBuV/m	dB	cm	deg			
1 10360.00	64.41	67.78	-3.37	68.20	-3.79	222	56	Peak	Horizontal	



TUV Rheinland Taiwan Ltd.
No. 458-18, Sec. 2, Fenliao, Linkou Dist., New Taipei City 244, Taiwan(R.O.C.)
Tel: +886-2172-1000 Fax: +886-2172-1322



Freq	Level	Read Level	Factor	Limit Line	Over Limit	Apos	TPos	Remark	Pol/Phase	Note
MHz	dBuV/m	dBuV	dB/m	dBuV/m	dB	cm	deg			
1 10360.00	62.28	65.65	-3.37	68.20	-5.92	326	8	Peak	Vertical	



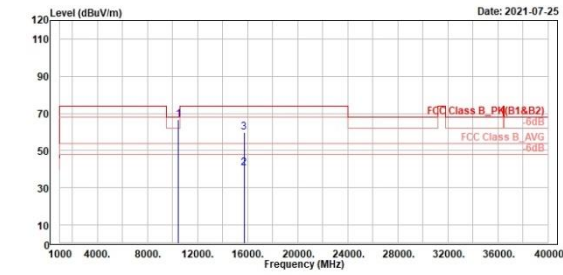
802.11n HT20

CH 48 (Horizontal)

CH 48 (Vertical)



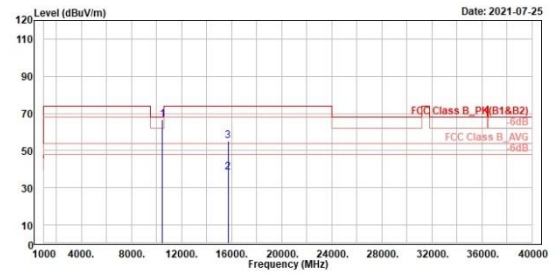
TÜV Rheinland Taiwan Ltd.
No. 458-18, Sec. 2, Fenliao, Linkou Dist., New Taipei City 244, Taiwan(R.O.C.)
Tel: +886-2172-1000 Fax: +886-2172-1322



Read	Limit	Over	Apos	TPos	Remark	Pol/Phase	Note
Level	Line	Limit					
Factor							
dB/m	dB/m	dB	cm	deg			
1 10480.00	66.66	69.80	-3.14	68.20	-1.54	192	57 Peak Horizontal
2 15720.00	40.50	36.30	4.20	54.00	-13.50	180	65 Average Horizontal
3 15720.00	59.57	55.37	4.20	74.00	-14.43	100	65 Peak Horizontal



TÜV Rheinland Taiwan Ltd.
No. 458-18, Sec. 2, Fenliao, Linkou Dist., New Taipei City 244, Taiwan(R.O.C.)
Tel: +886-2172-1000 Fax: +886-2172-1322



Read	Limit	Over	Apos	TPos	Remark	Pol/Phase	Note
Level	Line	Limit					
Factor							
dB/m	dB/m	dB	cm	deg			
1 10480.00	66.65	69.79	-3.14	68.20	-1.55	335	3 Peak Vertical
2 15720.00	38.37	34.17	4.20	54.00	-15.63	327	360 Average Vertical
3 15720.00	55.03	50.83	4.20	74.00	-18.97	327	360 Peak Vertical

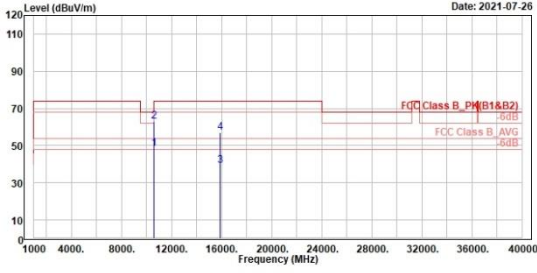
802.11a

CH 60 (Horizontal)

CH 60 (Vertical)



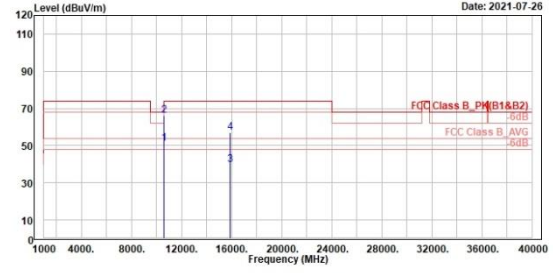
TUV Rheinland Taiwan Ltd.
No. 458-18, Sec 2, Fenliao, Linkou Dist., New Taipei City 244, Taiwan(R.O.C.)
Tel: +886-2172-1000 Fax: +886-2172-1322



Read	Limit	Over	APos	TPos	Remark	Pol/Phase	Note	
Freq	Level	Level	Factor	Line	Limit			
MHz	dBuV/m	dBuV	dB/m	dBuV/m	dB	cm	deg	
1	10600.00	48.50	51.47	-2.97	54.00	-5.50	237	45 Average Horizontal
2	10600.00	63.06	66.03	-2.97	68.20	-5.14	237	45 Peak Horizontal
3	15900.00	39.30	34.84	4.46	54.00	-14.70	100	71 Average Horizontal
4	15900.00	57.05	52.59	4.46	74.00	-16.95	100	71 Peak Horizontal



TUV Rheinland Taiwan Ltd.
No. 458-18, Sec 2, Fenliao, Linkou Dist., New Taipei City 244, Taiwan(R.O.C.)
Tel: +886-2172-1000 Fax: +886-2172-1322



Read	Limit	Over	APos	TPos	Remark	Pol/Phase	Note	
Freq	Level	Level	Factor	Line	Limit			
MHz	dBuV/m	dBuV	dB/m	dBuV/m	dB	cm	deg	
1	10600.00	50.06	53.93	-2.97	54.00	-3.04	285	6 Average Vertical
2	10600.00	66.20	69.17	-2.97	68.20	-2.00	285	6 Peak Vertical
3	15900.00	39.51	35.05	4.46	54.00	-14.49	100	51 Average Vertical
4	15900.00	56.89	52.43	4.46	74.00	-17.11	100	51 Peak Vertical