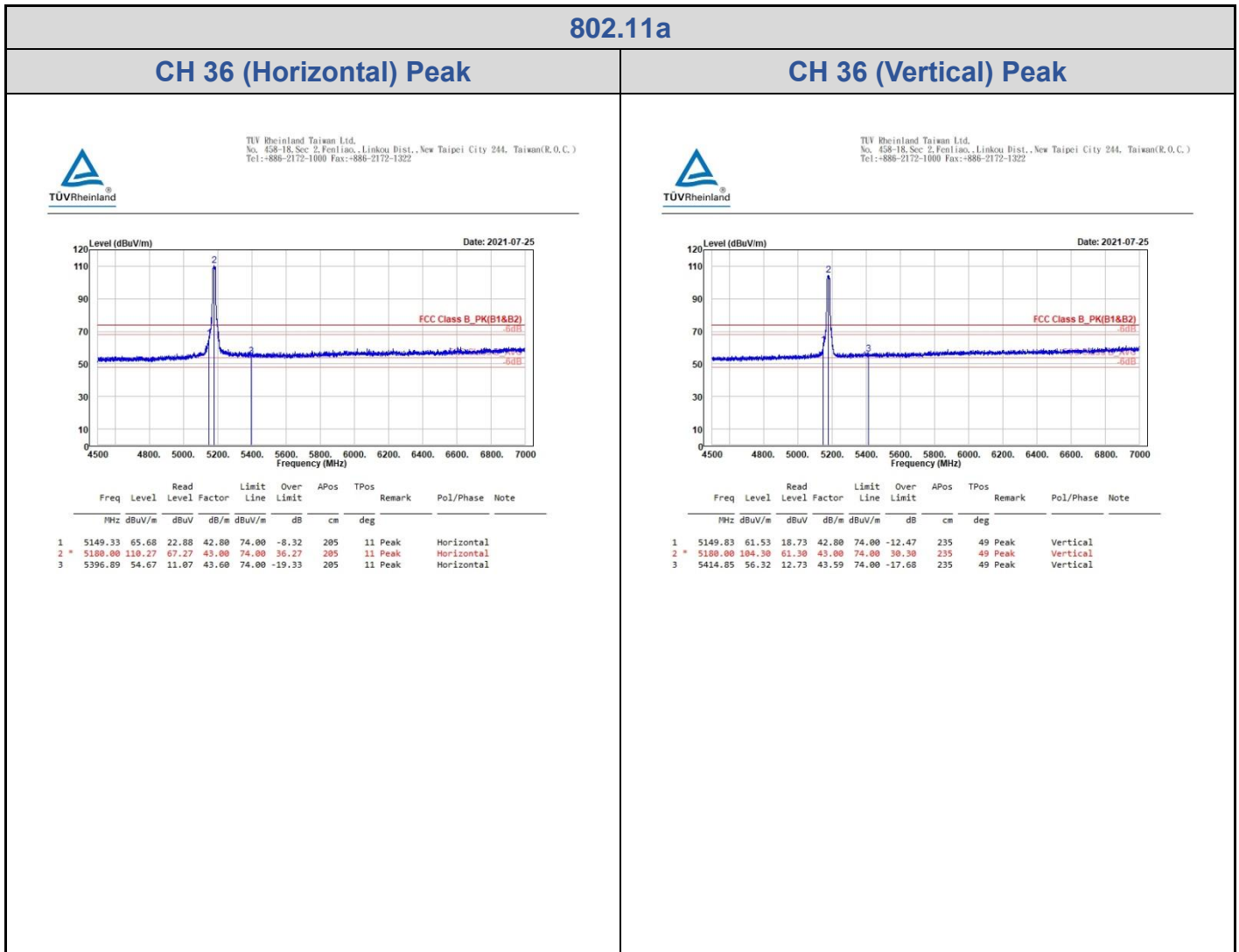


Appendix B: Test Results of Radiation Emissions & Mains

Conducted Emission

Band Edges, 4.5GHz ~ 5.15GHz

U-NII-1



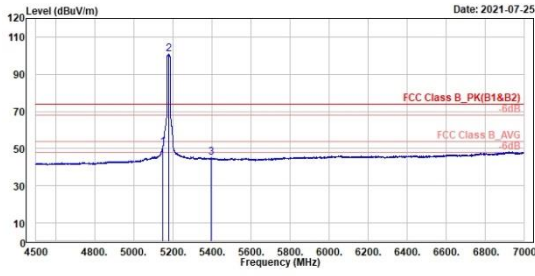
802.11a

CH 36 (Horizontal) Average

CH 36 (Vertical) Average



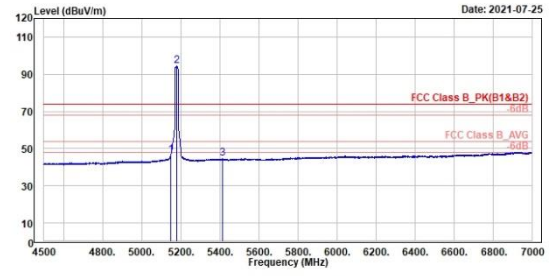
TUV Rheinland Taiwan Ltd.
No. 458-18, Sec. 2, Fenliao, Linkou Dist., New Taipei City 244, Taiwan(R.O.C.)
Tel: +886-2172-1000 Fax: +886-2172-1322



1	2	3	Read Level	Level Factor	Limit Line	Over Limit	APos	TPos	Remark	Pol/Phase	Note
1	2	3	MHz	dBuV/m	dBuV	dB/m	dBuV/m	dB	cm	deg	
1	1		5149.33	58.42	7.62	42.80	54.00	-3.58	285	11	Average Horizontal
2	*		5180.00	100.72	57.72	43.00	54.00	46.72	295	11	Average Horizontal
3			5396.89	45.07	1.47	43.60	54.00	-8.93	285	11	Average Horizontal



TUV Rheinland Taiwan Ltd.
No. 458-18, Sec. 2, Fenliao, Linkou Dist., New Taipei City 244, Taiwan(R.O.C.)
Tel: +886-2172-1000 Fax: +886-2172-1322



1	2	3	Read Level	Level Factor	Limit Line	Over Limit	APos	TPos	Remark	Pol/Phase	Note
1	2	3	MHz	dBuV/m	dBuV	dB/m	dBuV/m	dB	cm	deg	
1	1		5149.83	46.43	3.63	42.80	54.00	-7.57	235	49	Average Vertical
2	*		5180.00	94.23	51.23	43.00	54.00	40.23	235	49	Average Vertical
3			5414.85	44.56	0.97	43.59	54.00	-9.44	235	49	Average Vertical

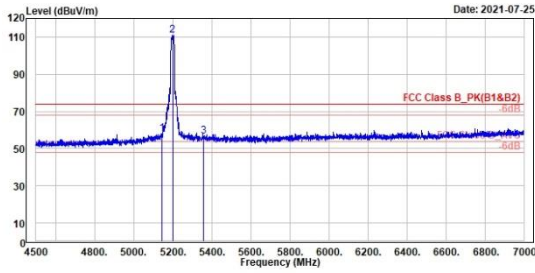
802.11a

CH 40 (Horizontal) Peak

CH 40 (Vertical) Peak



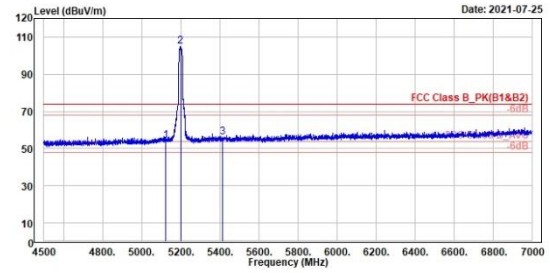
TUV Rheinland Taiwan Ltd.
No. 458-18, Sec. 2, Fenliao, Linkou Dist., New Taipei City 244, Taiwan(R.O.C.)
Tel: +886-2172-1000 Fax: +886-2172-1322



Peak	Freq (MHz)	Level (dBuV/m)	Read Level (dBuV)	Factor (dB/m)	Limit Line (dBuV/m)	Over Limit (dB)	APos (cm)	TPos (deg)	Remark	Pol/Phase	Note
1	5147.34	58.03	15.24	42.79	74.00	-15.97	214		14 Peak	Horizontal	
2 *	5200.00	119.90	67.76	43.14	74.00	36.90	214		14 Peak	Horizontal	
3	5358.95	56.40	12.98	43.42	74.00	-17.60	214		14 Peak	Horizontal	



TUV Rheinland Taiwan Ltd.
No. 458-18, Sec. 2, Fenliao, Linkou Dist., New Taipei City 244, Taiwan(R.O.C.)
Tel: +886-2172-1000 Fax: +886-2172-1322



Peak	Freq (MHz)	Level (dBuV/m)	Read Level (dBuV)	Factor (dB/m)	Limit Line (dBuV/m)	Over Limit (dB)	APos (cm)	TPos (deg)	Remark	Pol/Phase	Note
1	5123.88	54.30	11.57	42.73	74.00	-19.70	233		49 Peak	Vertical	
2 *	5200.00	105.10	61.96	43.14	74.00	31.10	233		49 Peak	Vertical	
3	5415.35	55.94	12.35	43.59	74.00	-18.06	233		49 Peak	Vertical	

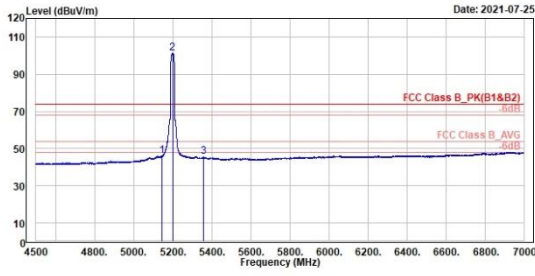
802.11a

CH 40 (Horizontal) Average

CH 40 (Vertical) Average



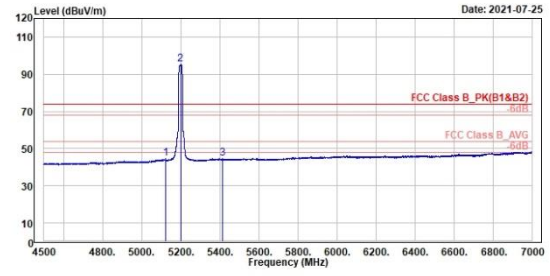
TUV Rheinland Taiwan Ltd.
No. 458-18, Sec. 2, Fenliao, Linkou Dist., New Taipei City 244, Taiwan(R.O.C.)
Tel: +886-2172-1000 Fax: +886-2172-1322



Read	Limit	Over	Apos	TPos	Remark	Pol/Phase	Note
Level	Line	Limit					
Factor							
dBuV	dBuV/m	dB	cm	deg			
3.44	42.79	54.00	-7.77	214	14 Average	Horizontal	
58.89	43.14	54.00	47.23	214	14 average	Horizontal	
2.11	43.42	54.00	-8.47	214	14 Average	Horizontal	



TUV Rheinland Taiwan Ltd.
No. 458-18, Sec. 2, Fenliao, Linkou Dist., New Taipei City 244, Taiwan(R.O.C.)
Tel: +886-2172-1000 Fax: +886-2172-1322



Read	Limit	Over	Apos	TPos	Remark	Pol/Phase	Note
Level	Line	Limit					
Factor							
dBuV	dBuV/m	dB	cm	deg			
1.82	42.73	54.00	-9.45	233	49 Average	Vertical	
52.89	43.14	54.00	41.14	233	49 Average	Vertical	
0.97	43.59	54.00	-9.44	233	49 Average	Vertical	

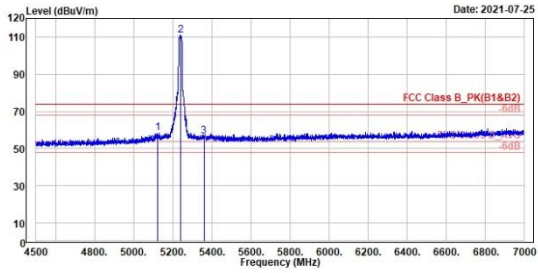
802.11a

CH 48 (Horizontal) Peak

CH 48 (Vertical) Peak



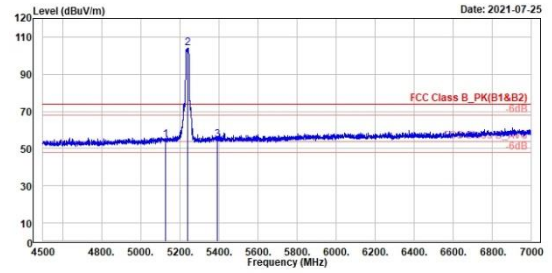
TÜV Rheinland Taiwan Ltd.
No. 458-18, Sec. 2, Fenliao, Linkou Dist., New Taipei City 244, Taiwan(R.O.C.)
Tel: +886-2172-1000 Fax: +886-2172-1322



Peak	Freq (MHz)	Level (dBuV/m)	Read Level (dBuV)	Factor (dB/m)	Limit (dBuV/m)	Over (dB)	APos (cm)	TPos (deg)	Remark	Pol/Phase	Note
1	5125.38	58.38	15.57	42.73	74.00	-15.70	213	12	Peak	Horizontal	
2 *	5240.00	119.88	67.63	43.17	74.00	36.88	213	12	Peak	Horizontal	
3	5368.95	56.37	12.95	43.42	74.00	-17.63	213	12	Peak	Horizontal	



TÜV Rheinland Taiwan Ltd.
No. 458-18, Sec. 2, Fenliao, Linkou Dist., New Taipei City 244, Taiwan(R.O.C.)
Tel: +886-2172-1000 Fax: +886-2172-1322



Peak	Freq (MHz)	Level (dBuV/m)	Read Level (dBuV)	Factor (dB/m)	Limit (dBuV/m)	Over (dB)	APos (cm)	TPos (deg)	Remark	Pol/Phase	Note
1	5126.87	54.83	12.18	42.73	74.00	-19.17	231	59	Peak	Vertical	
2 *	5240.00	104.18	61.01	43.17	74.00	30.18	231	59	Peak	Vertical	
3	5393.89	54.69	11.11	43.58	74.00	-19.31	231	59	Peak	Vertical	

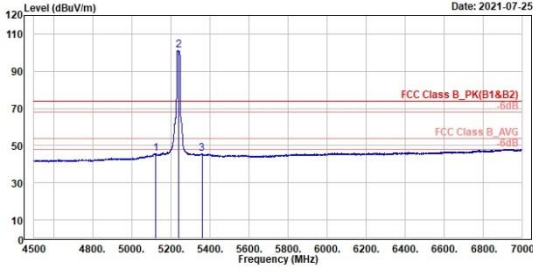
802.11a

CH 48 (Horizontal) Average

CH 48 (Vertical) Average



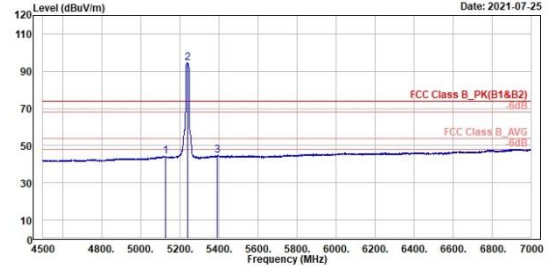
TUV Rheinland Taiwan Ltd.
No. 458-18, Sec. 2, Fenliao, Linkou Dist., New Taipei City 244, Taiwan(R.O.C.)
Tel: +886-2172-1000 Fax: +886-2172-1322



Read	Level	Factor	Limit	Over	Apos	TPos	Remark	Pol/Phase	Note
Freq	Level		Line	Limit					
MHz	dBuV/m	dBuV	dB/m	dBuV/m	dB	cm	deg		
1	5125.38	45.70	2.97	42.73	54.00	-8.30	213	12 Average	Horizontal
2 *	5240.00	101.10	57.93	43.17	54.00	47.10	213	12 Average	Horizontal
3	5360.95	45.54	2.12	43.42	54.00	-8.46	213	12 Average	Horizontal



TUV Rheinland Taiwan Ltd.
No. 458-18, Sec. 2, Fenliao, Linkou Dist., New Taipei City 244, Taiwan(R.O.C.)
Tel: +886-2172-1000 Fax: +886-2172-1322



Read	Level	Factor	Limit	Over	Apos	TPos	Remark	Pol/Phase	Note
Freq	Level		Line	Limit					
MHz	dBuV/m	dBuV	dB/m	dBuV/m	dB	cm	deg		
1	5126.87	44.14	1.41	42.73	54.00	-9.86	231	50 Average	Vertical
2 *	5240.00	94.55	51.38	43.17	54.00	40.55	231	50 Average	Vertical
3	5393.89	44.66	1.08	43.58	54.00	-9.34	231	50 Average	Vertical

802.11n HT20

CH 36 (Horizontal) Peak

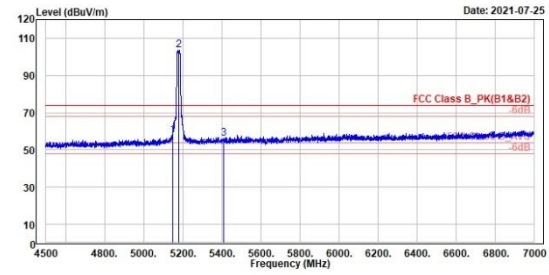
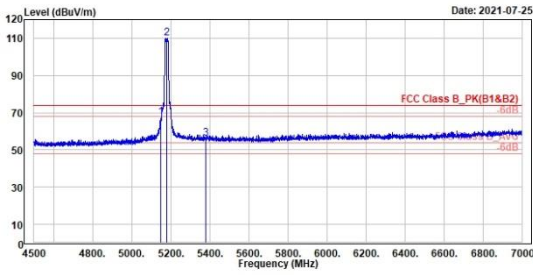
CH 36 (Vertical) Peak



TUV Rheinland Taiwan Ltd.
No. 458-18, Sec. 2, Fenliao, Linkou Dist., New Taipei City 244, Taiwan(R.O.C.)
Tel: +886-2172-1000 Fax: +886-2172-1322



TUV Rheinland Taiwan Ltd.
No. 458-18, Sec. 2, Fenliao, Linkou Dist., New Taipei City 244, Taiwan(R.O.C.)
Tel: +886-2172-1000 Fax: +886-2172-1322



Peak	Freq	Level	Read	Limit	Over	APos	TPos	Remark	Pol/Phase	Note
	MHz	dBuV/m	dBuV	dB/m	dBuV/m	dB	cm	deg		
1	5149.83	67.41	24.61	42.80	74.00	-6.59	215	14 Peak	Horizontal	
2 *	5180.00	118.09	67.89	43.00	74.00	36.09	295	14 Peak	Horizontal	
3	5381.91	56.13	12.61	43.52	74.00	-17.87	285	14 Peak	Horizontal	

Peak	Freq	Level	Read	Limit	Over	APos	TPos	Remark	Pol/Phase	Note
	MHz	dBuV/m	dBuV	dB/m	dBuV/m	dB	cm	deg		
1	5149.83	58.03	15.23	42.80	74.00	-15.97	235	49 Peak	Vertical	
2 *	5180.00	103.65	68.65	43.00	74.00	29.65	235	49 Peak	Vertical	
3	5409.86	56.23	12.63	43.60	74.00	-17.77	235	49 Peak	Vertical	

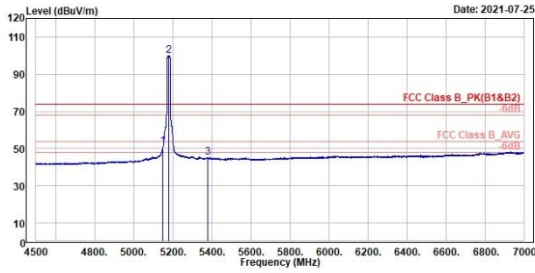
802.11n HT20

CH 36 (Horizontal) Average

CH 36 (Vertical) Average



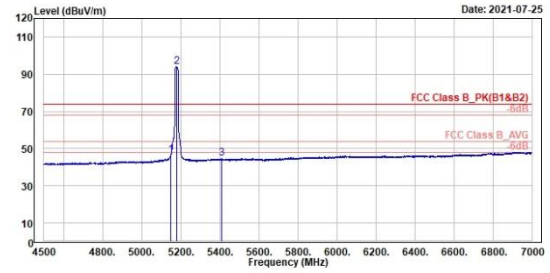
TUV Rheinland Taiwan Ltd.
No. 458-18, Sec. 2, Fenliao, Linkou Dist., New Taipei City 244, Taiwan(R.O.C.)
Tel: +886-2172-1000 Fax: +886-2172-1322



No.	Freq	Level	Read		Limit	Over	APos	TPos	Remark	Pol/Phase	Note
			Level	Factor							
	MHz	dBuV/m	dBuV	dB/m	dBuV/m	dB	cm	deg			
1	5149.83	51.03	8.23	42.80	54.00	-2.97	215	14	Average	Horizontal	
2 *	5180.00	99.95	56.95	43.00	54.00	45.95	295	14	Average	Horizontal	
3	5381.91	45.22	1.70	43.52	54.00	-8.78	285	14	Average	Horizontal	



TUV Rheinland Taiwan Ltd.
No. 458-18, Sec. 2, Fenliao, Linkou Dist., New Taipei City 244, Taiwan(R.O.C.)
Tel: +886-2172-1000 Fax: +886-2172-1322



No.	Freq	Level	Read		Limit	Over	APos	TPos	Remark	Pol/Phase	Note
			Level	Factor							
	MHz	dBuV/m	dBuV	dB/m	dBuV/m	dB	cm	deg			
1	5149.83	46.44	3.64	42.80	54.00	-7.56	235	49	Average	Vertical	
2 *	5180.00	94.22	51.22	43.00	54.00	40.22	235	49	Average	Vertical	
3	5409.86	44.56	0.96	43.60	54.00	-9.44	235	49	Average	Vertical	

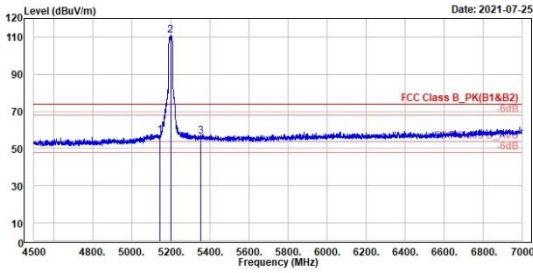
802.11n HT20

CH 40 (Horizontal) Peak

CH 40 (Vertical) Peak



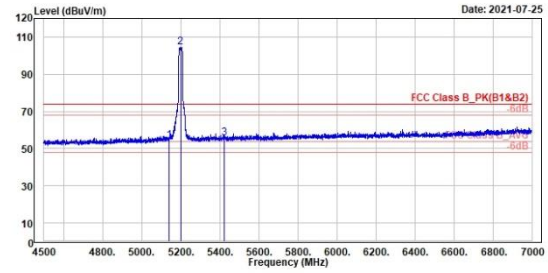
TUV Rheinland Taiwan Ltd.
No. 458-18, Sec. 2, Fenliao, Linkou Dist., New Taipei City 244, Taiwan(R.O.C.)
Tel: +886-2172-1000 Fax: +886-2172-1322



Peak	Freq (MHz)	Level (dBuV/m)	Read Level (dBuV)	Factor (dB/m)	Limit Line (dBuV/m)	Over Limit (dB)	APos (cm)	TPos (deg)	Remark	Pol/Phase	Note
1	5146.34	56.92	14.14	42.78	74.00	-17.08	213	15	Peak	Horizontal	
2 *	5200.00	111.03	67.89	43.14	74.00	37.03	213	15	Peak	Horizontal	
3	5352.97	56.61	13.23	43.38	74.00	-17.39	213	15	Peak	Horizontal	



TUV Rheinland Taiwan Ltd.
No. 458-18, Sec. 2, Fenliao, Linkou Dist., New Taipei City 244, Taiwan(R.O.C.)
Tel: +886-2172-1000 Fax: +886-2172-1322



Peak	Freq (MHz)	Level (dBuV/m)	Read Level (dBuV)	Factor (dB/m)	Limit Line (dBuV/m)	Over Limit (dB)	APos (cm)	TPos (deg)	Remark	Pol/Phase	Note
1	5142.34	54.48	11.71	42.77	74.00	-19.52	233	50	Peak	Vertical	
2 *	5200.00	104.68	61.46	43.14	74.00	30.68	233	50	Peak	Vertical	
3	5425.83	55.79	12.21	43.58	74.00	-18.21	233	50	Peak	Vertical	

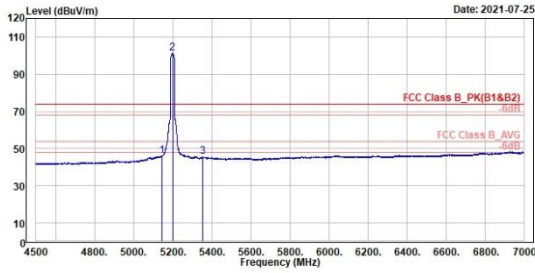
802.11n HT20

CH 40 (Horizontal) Average

CH 40 (Vertical) Average



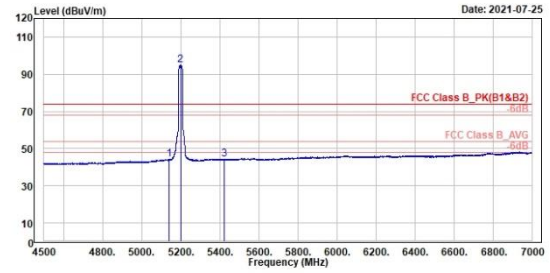
TUV Rheinland Taiwan Ltd.
No. 458-18, Sec. 2, Fenliao, Linkou Dist., New Taipei City 244, Taiwan(R.O.C.)
Tel: +886-2172-1000 Fax: +886-2172-1322



1	2	3	Read Level	Level Factor	Limit Line	Over Limit	APos	TPos	Remark	Pol/Phase	Note
MHz	dBuV/m	dBuV	dB/m	dBuV/m	dB	cm	deg				
5146.34	46.24	3.46	42.78	54.00	-7.76	213	15	Average	Horizontal		
5200.00	101.37	50.23	43.14	54.00	47.37	213	15	Average	Horizontal		
5352.97	45.42	2.04	43.38	54.00	-8.58	213	15	Average	Horizontal		



TUV Rheinland Taiwan Ltd.
No. 458-18, Sec. 2, Fenliao, Linkou Dist., New Taipei City 244, Taiwan(R.O.C.)
Tel: +886-2172-1000 Fax: +886-2172-1322



1	2	3	Read Level	Level Factor	Limit Line	Over Limit	APos	TPos	Remark	Pol/Phase	Note
MHz	dBuV/m	dBuV	dB/m	dBuV/m	dB	cm	deg				
5142.34	44.17	1.40	42.77	54.00	-9.83	233	50	Average	Vertical		
5200.00	95.06	51.92	43.14	54.00	41.06	233	50	Average	Vertical		
5425.83	44.47	0.89	43.58	54.00	-9.53	233	50	Average	Vertical		

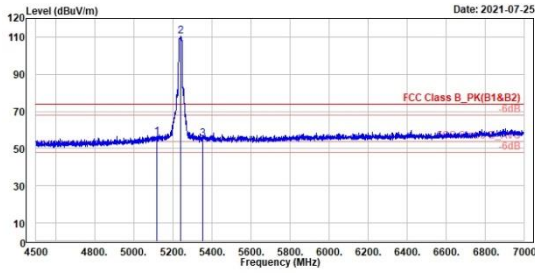
802.11n HT20

CH 48 (Horizontal) Peak

CH 48 (Vertical) Peak



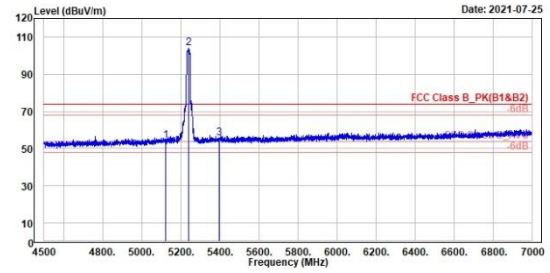
TUV Rheinland Taiwan Ltd.
No. 458-18, Sec. 2, Fenliao, Linkou Dist., New Taipei City 244, Taiwan(R.O.C.)
Tel: +886-2172-1000 Fax: +886-2172-1322



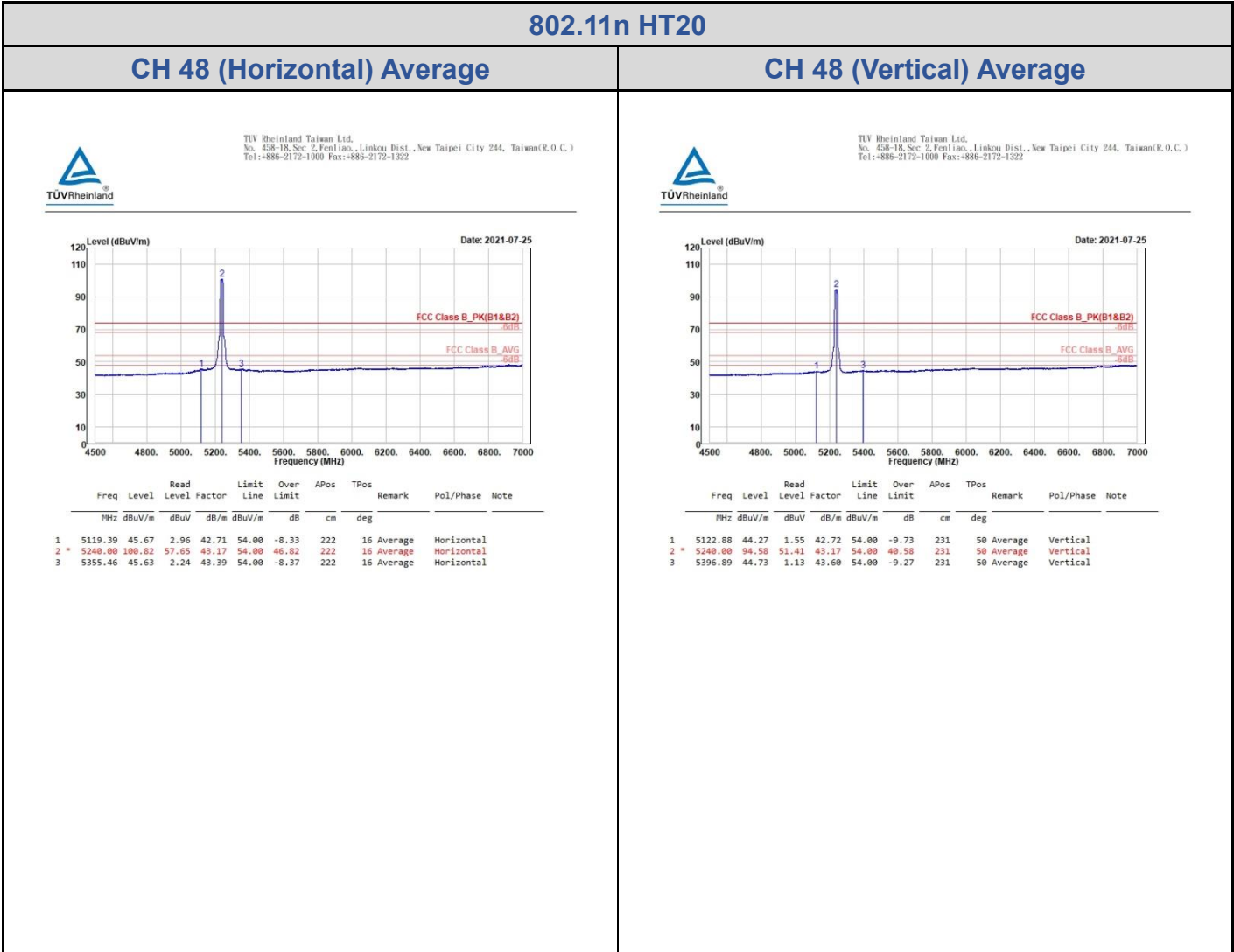
Peak	Freq (MHz)	Level (dBuV/m)	Read Level (dBuV)	Factor (dB/m)	Limit (dBuV/m)	Over (dB)	APos (cm)	TPos (deg)	Remark	Pol/Phase	Note
1	5119.39	56.15	13.44	42.71	74.00	-17.85	222	16	Peak	Horizontal	
2 *	5240.00	110.36	67.19	43.17	74.00	36.36	222	16	Peak	Horizontal	
3	5355.46	55.40	12.01	43.39	74.00	-18.60	222	16	Peak	Horizontal	



TUV Rheinland Taiwan Ltd.
No. 458-18, Sec. 2, Fenliao, Linkou Dist., New Taipei City 244, Taiwan(R.O.C.)
Tel: +886-2172-1000 Fax: +886-2172-1322



Peak	Freq (MHz)	Level (dBuV/m)	Read Level (dBuV)	Factor (dB/m)	Limit (dBuV/m)	Over (dB)	APos (cm)	TPos (deg)	Remark	Pol/Phase	Note
1	5122.88	54.16	11.44	42.72	74.00	-19.84	231	50	Peak	Vertical	
2 *	5240.00	103.85	60.68	43.17	74.00	29.85	231	50	Peak	Vertical	
3	5396.89	55.87	12.27	43.60	74.00	-18.13	231	50	Peak	Vertical	



Band Edges, 5.35GHz
U-NII-2A

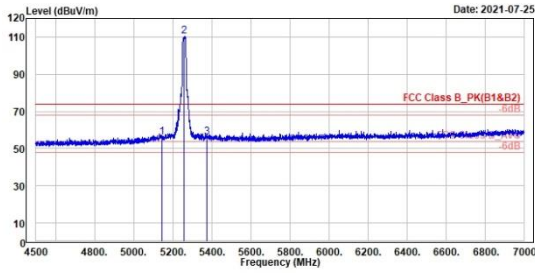
802.11a

CH 52 (Horizontal) Peak

CH 52 (Vertical) Peak



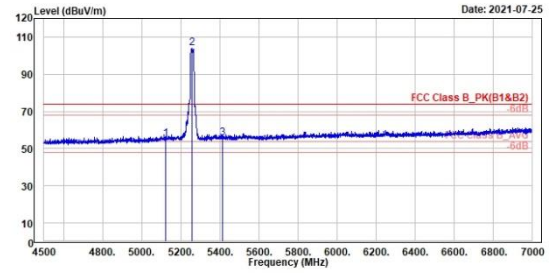
TUV Rheinland Taiwan Ltd.
No. 458-18, Sec 2, Fenliao, Linkou Dist., New Taipei City 244, Taiwan(R.O.C.)
Tel: +886-2172-1000 Fax: +886-2172-1322



Peak	Freq (MHz)	Level (dBuV/m)	Read Level (dBuV)	Factor (dB/m)	Limit Line (dBuV/m)	Over Limit (dB)	APos (cm)	TPos (deg)	Remark	Pol/Phase	Note
1	5146.34	55.91	13.13	42.78	74.00	-18.09	211	20	Peak	Horizontal	
2 *	5260.00	119.34	67.17	43.17	74.00	36.34	211	20	Peak	Horizontal	
3	5377.42	56.21	12.71	43.50	74.00	-17.79	211	20	Peak	Horizontal	



TUV Rheinland Taiwan Ltd.
No. 458-18, Sec 2, Fenliao, Linkou Dist., New Taipei City 244, Taiwan(R.O.C.)
Tel: +886-2172-1000 Fax: +886-2172-1322



Peak	Freq (MHz)	Level (dBuV/m)	Read Level (dBuV)	Factor (dB/m)	Limit Line (dBuV/m)	Over Limit (dB)	APos (cm)	TPos (deg)	Remark	Pol/Phase	Note
1	5123.80	55.06	12.33	42.73	74.00	-18.94	231	56	Peak	Vertical	
2 *	5260.00	103.90	69.73	43.17	74.00	29.90	231	56	Peak	Vertical	
3	5417.35	55.76	12.17	43.59	74.00	-18.24	231	56	Peak	Vertical	

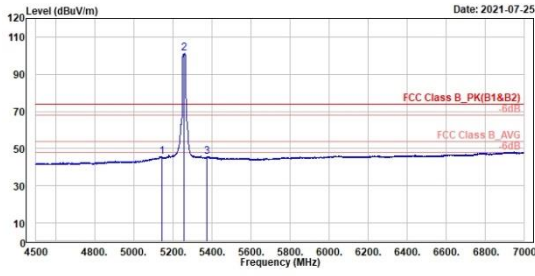
802.11a

CH 52 (Horizontal) Average

CH 52 (Vertical) Average



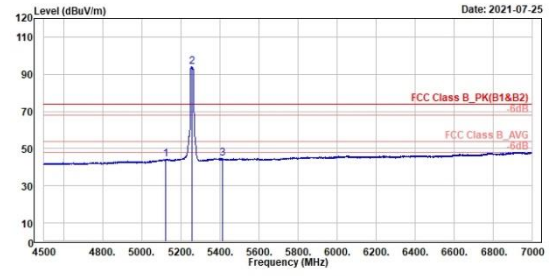
TUV Rheinland Taiwan Ltd.
No. 458-18, Sec. 2, Fenliao, Linkou Dist., New Taipei City 244, Taiwan(R.O.C.)
Tel: +886-2172-1000 Fax: +886-2172-1322



Read	Level	Factor	Limit	Over	Apos	TPos	Remark	Pol/Phase	Note
Freq	Level		Line	Limit					
MHz	dBuV/m	dBuV	dB/m	dBuV/m	dB	cm	deg		
1	5146.34	45.66	2.88	42.78	54.00	-8.34	211	20 Average	Horizontal
2 *	5268.00	101.14	57.97	43.17	54.00	47.14	211	20 average	Horizontal
3	5377.42	45.73	2.23	43.50	54.00	-8.27	211	20 Average	Horizontal



TUV Rheinland Taiwan Ltd.
No. 458-18, Sec. 2, Fenliao, Linkou Dist., New Taipei City 244, Taiwan(R.O.C.)
Tel: +886-2172-1000 Fax: +886-2172-1322



Read	Level	Factor	Limit	Over	Apos	TPos	Remark	Pol/Phase	Note
Freq	Level		Line	Limit					
MHz	dBuV/m	dBuV	dB/m	dBuV/m	dB	cm	deg		
1	5123.88	44.14	1.41	42.73	54.00	-9.86	231	56 Average	Vertical
2 *	5268.00	94.13	58.96	43.17	54.00	40.13	231	56 Average	Vertical
3	5417.35	44.70	1.11	43.59	54.00	-9.30	231	56 Average	Vertical

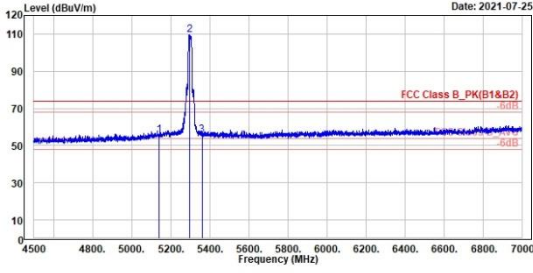
802.11a

CH 60 (Horizontal) Peak

CH 60 (Vertical) Peak



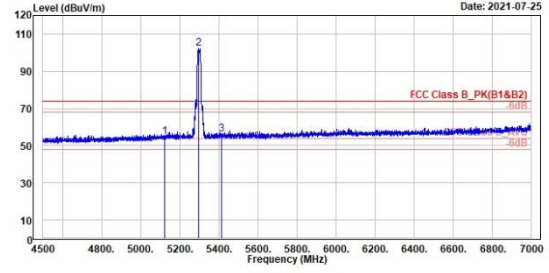
TUV Rheinland Taiwan Ltd.
No. 458-18, Sec. 2, Fenliao, Linkou Dist., New Taipei City 244, Taiwan(R.O.C.)
Tel: +886-2172-1000 Fax: +886-2172-1322



Peak	Freq (MHz)	Level (dBuV/m)	Read Level (dBuV)	Factor (dB/m)	Limit (dBuV/m)	Over (dB)	APos (cm)	TPos (deg)	Remark	Pol/Phase	Note
1	5139.85	55.86	13.09	42.77	74.00	-18.14	220	20	Peak	Horizontal	
2 *	5368.00	109.37	66.25	43.12	74.00	35.37	220	20	Peak	Horizontal	
3	5368.95	55.56	12.14	43.42	74.00	-18.44	220	20	Peak	Horizontal	



TUV Rheinland Taiwan Ltd.
No. 458-18, Sec. 2, Fenliao, Linkou Dist., New Taipei City 244, Taiwan(R.O.C.)
Tel: +886-2172-1000 Fax: +886-2172-1322



Peak	Freq (MHz)	Level (dBuV/m)	Read Level (dBuV)	Factor (dB/m)	Limit (dBuV/m)	Over (dB)	APos (cm)	TPos (deg)	Remark	Pol/Phase	Note
1	5125.38	54.76	12.03	42.73	74.00	-19.24	293	3	Peak	Vertical	
2 *	5368.00	102.41	59.29	43.12	74.00	28.41	293	3	Peak	Vertical	
3	5413.86	55.90	12.31	43.59	74.00	-18.10	293	3	Peak	Vertical	

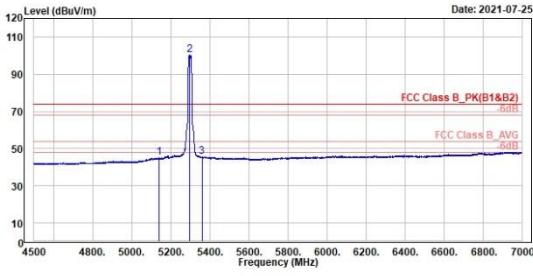
802.11a

CH 60 (Horizontal) Average

CH 60 (Vertical) Average



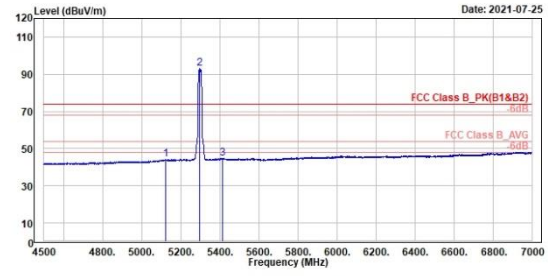
TUV Rheinland Taiwan Ltd.
No. 458-18, Sec. 2, Fenliao, Linkou Dist., New Taipei City 244, Taiwan(R.O.C.)
Tel: +886-2172-1000 Fax: +886-2172-1322



Read	Limit	Over	APos	TPos	Remark	Pol/Phase	Note			
Level	Line	Limit	cm	deg						
Factor	dB	dB								
dBuV	dBuV/m	dB	cm	deg						
1	5139.85	45.09	2.32	42.77	54.00	-8.91	220	20 Average	Horizontal	
2 *	5300.00	100.49	57.37	43.12	54.00	46.49	220	20 Average	Horizontal	
3	5368.95	45.54	2.12	43.42	54.00	-8.46	220	20 Average	Horizontal	



TUV Rheinland Taiwan Ltd.
No. 458-18, Sec. 2, Fenliao, Linkou Dist., New Taipei City 244, Taiwan(R.O.C.)
Tel: +886-2172-1000 Fax: +886-2172-1322



Read	Limit	Over	APos	TPos	Remark	Pol/Phase	Note		
Level	Line	Limit	cm	deg					
Factor	dB	dB							
dBuV	dBuV/m	dB	cm	deg					
1	5125.38	44.09	1.36	42.73	54.00	-9.91	293	3 Average	Vertical
2 *	5300.00	92.95	49.83	43.12	54.00	38.95	293	3 Average	Vertical
3	5413.86	44.75	1.16	43.59	54.00	-9.25	293	3 Average	Vertical

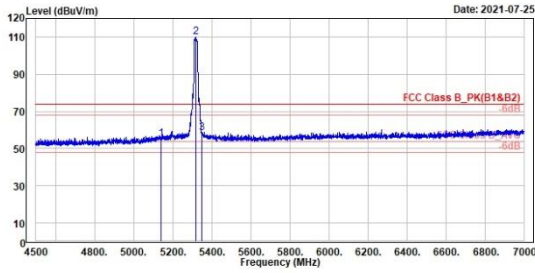
802.11a

CH 64 (Horizontal) Peak

CH 64 (Vertical) Peak



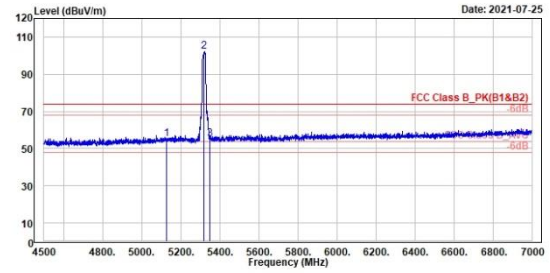
TUV Rheinland Taiwan Ltd.
No. 458-18, Sec. 2, Fenliao, Linkou Dist., New Taipei City 244, Taiwan(R.O.C.)
Tel: +886-2172-1000 Fax: +886-2172-1322



Peak	Freq (MHz)	Level (dBuV/m)	Read Level (dBuV)	Factor (dB/m)	Limit (dBuV/m)	Over (dB)	APos (cm)	TPos (deg)	Remark	Pol/Phase	Note
1	5143.34	55.08	12.30	42.78	74.00	-18.92	217	18	Peak	Horizontal	
2 *	5328.00	119.07	66.85	43.22	74.00	36.07	217	18	Peak	Horizontal	
3	5358.97	58.56	15.19	43.37	74.00	-15.44	217	18	Peak	Horizontal	



TUV Rheinland Taiwan Ltd.
No. 458-18, Sec. 2, Fenliao, Linkou Dist., New Taipei City 244, Taiwan(R.O.C.)
Tel: +886-2172-1000 Fax: +886-2172-1322



Peak	Freq (MHz)	Level (dBuV/m)	Read Level (dBuV)	Factor (dB/m)	Limit (dBuV/m)	Over (dB)	APos (cm)	TPos (deg)	Remark	Pol/Phase	Note
1	5138.37	55.07	12.33	42.74	74.00	-18.93	290	12	Peak	Vertical	
2 *	5328.00	102.00	59.78	43.22	74.00	28.00	290	12	Peak	Vertical	
3	5349.97	55.26	11.89	43.37	74.00	-18.74	290	12	Peak	Vertical	

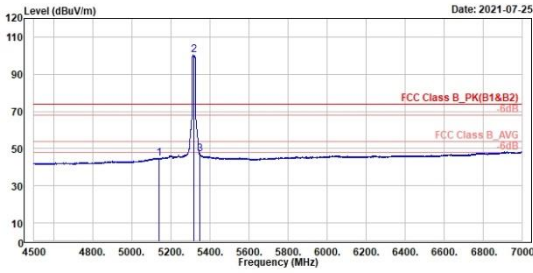
802.11a

CH 64 (Horizontal) Average

CH 64 (Vertical) Average



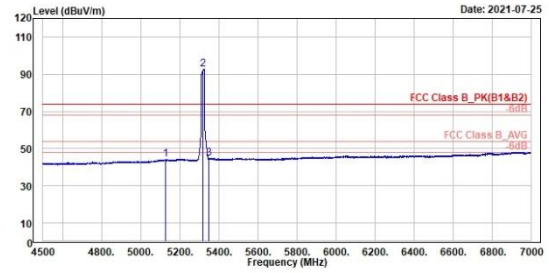
TUV Rheinland Taiwan Ltd.
No. 458-18, Sec. 2, Fenliao, Linkou Dist., New Taipei City 244, Taiwan(R.O.C.)
Tel: +886-2172-1000 Fax: +886-2172-1322



1	2	3	Read Level	Level Factor	Limit Line	Over Limit	APos	TPos	Remark	Pol/Phase	Note
MHz	dBuV/m	dBuV	dB/m	dBuV/m	dB	cm	deg				
1	5143.34	44.88	2.10	42.78	54.00	-9.12	217	18	Average	Horizontal	
2 *	5328.00	100.18	56.96	43.22	54.00	46.18	217	18	Average	Horizontal	
3	5358.97	46.78	3.41	43.37	54.00	-7.22	217	18	Average	Horizontal	



TUV Rheinland Taiwan Ltd.
No. 458-18, Sec. 2, Fenliao, Linkou Dist., New Taipei City 244, Taiwan(R.O.C.)
Tel: +886-2172-1000 Fax: +886-2172-1322



1	2	3	Read Level	Level Factor	Limit Line	Over Limit	APos	TPos	Remark	Pol/Phase	Note
MHz	dBuV/m	dBuV	dB/m	dBuV/m	dB	cm	deg				
1	5138.37	44.15	1.41	42.74	54.00	-9.85	290	12	Average	Vertical	
2 *	5328.00	92.61	49.39	43.22	54.00	38.61	290	12	Average	Vertical	
3	5349.97	44.80	1.43	43.37	54.00	-9.20	290	12	Average	Vertical	

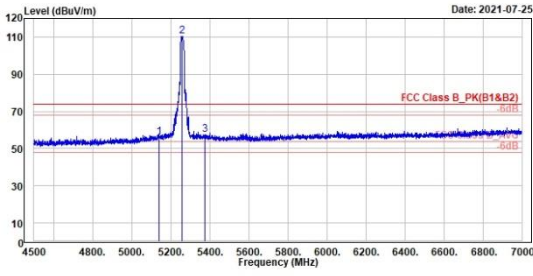
802.11n HT20

CH 52 (Horizontal) Peak

CH 52 (Vertical) Peak



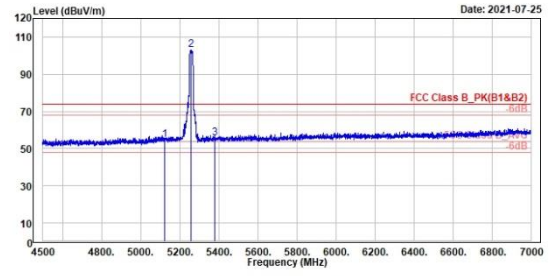
TUV Rheinland Taiwan Ltd.
No. 458-18, Sec. 2, Fenliao, Linkou Dist., New Taipei City 244, Taiwan(R.O.C.)
Tel: +886-2172-1000 Fax: +886-2172-1322



Peak	Freq (MHz)	Level (dBuV/m)	Read Level (dBuV)	Factor (dB/m)	Limit (dBuV/m)	Over (dB)	APos (cm)	TPos (deg)	Remark	Pol/Phase	Note
1	5148.35	56.25	13.48	42.77	74.00	-17.75	223	16	Peak	Horizontal	
2 *	5268.00	119.56	67.39	43.17	74.00	36.56	223	16	Peak	Horizontal	
3	5376.92	57.66	14.16	43.50	74.00	-16.34	223	16	Peak	Horizontal	



TUV Rheinland Taiwan Ltd.
No. 458-18, Sec. 2, Fenliao, Linkou Dist., New Taipei City 244, Taiwan(R.O.C.)
Tel: +886-2172-1000 Fax: +886-2172-1322



Peak	Freq (MHz)	Level (dBuV/m)	Read Level (dBuV)	Factor (dB/m)	Limit (dBuV/m)	Over (dB)	APos (cm)	TPos (deg)	Remark	Pol/Phase	Note
1	5123.38	54.65	11.93	42.72	74.00	-19.35	231	59	Peak	Vertical	
2 *	5268.00	183.34	59.97	43.17	74.00	29.14	231	59	Peak	Vertical	
3	5381.91	55.49	11.97	43.52	74.00	-18.51	231	59	Peak	Vertical	

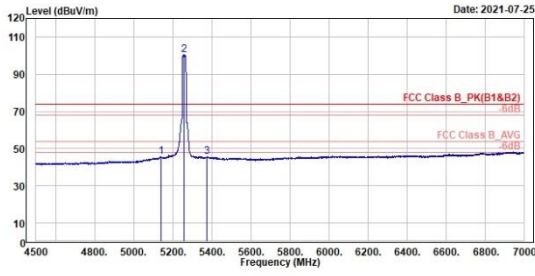
802.11n HT20

CH 52 (Horizontal) Average

CH 52 (Vertical) Average



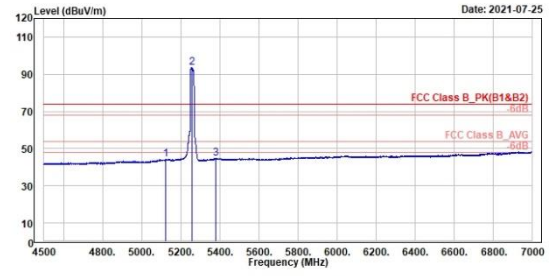
TUV Rheinland Taiwan Ltd.
No. 458-18, Sec. 2, Fenliao, Linkou Dist., New Taipei City 244, Taiwan(R.O.C.)
Tel: +886-2172-1000 Fax: +886-2172-1322



Read	Limit	Over	APos	TPos	Remark	Pol/Phase	Note	
Level	Line	Limit	cm	deg				
Factor	dB	dB						
dB/m	dBuV/m	dBuV/m						
dB/m	dBuV	dB/m	dBuV	dB	cm	deg		
1	5148.35	45.61	3.04	42.77	54.00	-8.19	223	16 Average Horizontal
2 *	5268.00	100.44	57.27	43.17	54.00	46.44	223	16 Average Horizontal
3	5376.92	45.62	2.12	43.50	54.00	-8.38	223	16 Average Horizontal



TUV Rheinland Taiwan Ltd.
No. 458-18, Sec. 2, Fenliao, Linkou Dist., New Taipei City 244, Taiwan(R.O.C.)
Tel: +886-2172-1000 Fax: +886-2172-1322



Read	Limit	Over	APos	TPos	Remark	Pol/Phase	Note	
Level	Line	Limit	cm	deg				
Factor	dB	dB						
dB/m	dBuV/m	dBuV/m						
dB/m	dBuV	dB/m	dBuV	dB	cm	deg		
1	5123.38	44.25	1.53	42.72	54.00	-9.75	231	50 Average Vertical
2 *	5268.00	93.68	50.49	43.17	54.00	39.66	231	50 Average Vertical
3	5381.91	44.78	1.26	43.52	54.00	-9.22	231	50 Average Vertical

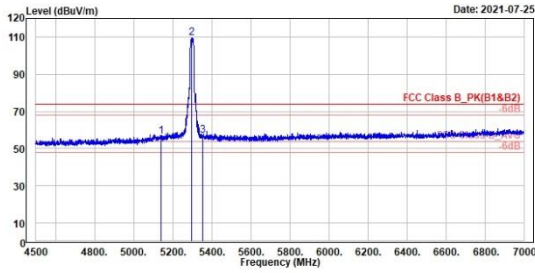
802.11n HT20

CH 60 (Horizontal) Peak

CH 60 (Vertical) Peak



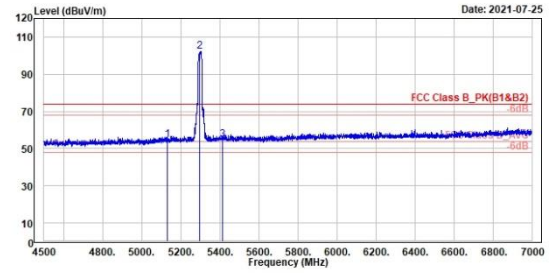
TUV Rheinland Taiwan Ltd.
No. 458-18, Sec. 2, Fenliao, Linkou Dist., New Taipei City 244, Taiwan(R.O.C.)
Tel: +886-2172-1000 Fax: +886-2172-1322



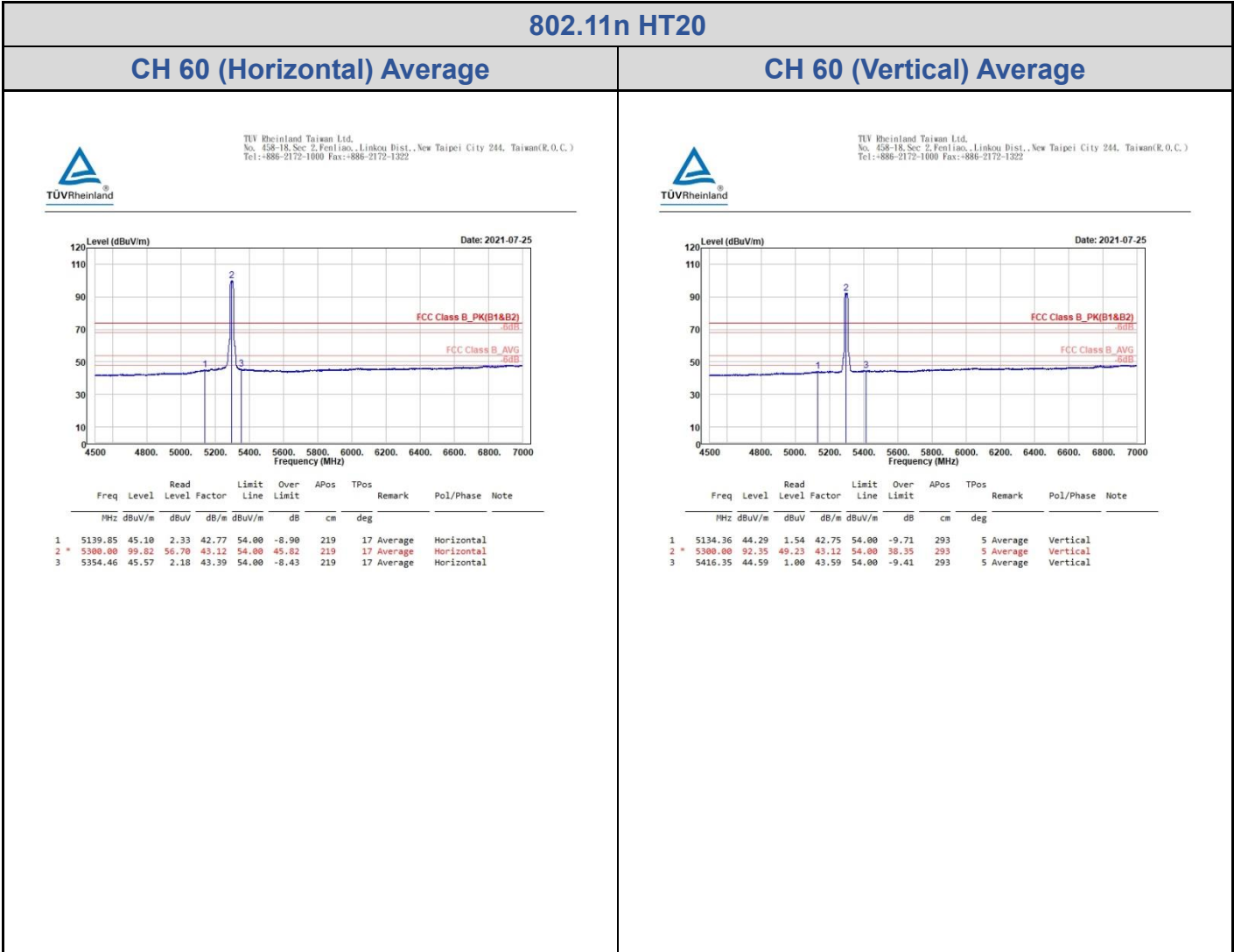
Peak	Freq (MHz)	Level (dBuV/m)	Read Level (dBuV)	Factor (dB/m)	Limit Line (dBuV/m)	Over Limit (dB)	APos (cm)	TPos (deg)	Remark	Pol/Phase	Note
1	5139.85	56.67	13.90	42.77	74.00	-17.33	219	17	Peak	Horizontal	
2 *	5300.00	109.44	66.32	43.12	74.00	35.44	219	17	Peak	Horizontal	
3	5354.46	56.87	13.48	43.39	74.00	-17.13	219	17	Peak	Horizontal	



TUV Rheinland Taiwan Ltd.
No. 458-18, Sec. 2, Fenliao, Linkou Dist., New Taipei City 244, Taiwan(R.O.C.)
Tel: +886-2172-1000 Fax: +886-2172-1322



Peak	Freq (MHz)	Level (dBuV/m)	Read Level (dBuV)	Factor (dB/m)	Limit Line (dBuV/m)	Over Limit (dB)	APos (cm)	TPos (deg)	Remark	Pol/Phase	Note
1	5134.36	54.70	11.95	42.75	74.00	-19.30	293	5	Peak	Vertical	
2 *	5300.00	102.38	59.26	43.12	74.00	28.38	293	5	Peak	Vertical	
3	5416.35	54.58	10.99	43.59	74.00	-19.42	293	5	Peak	Vertical	



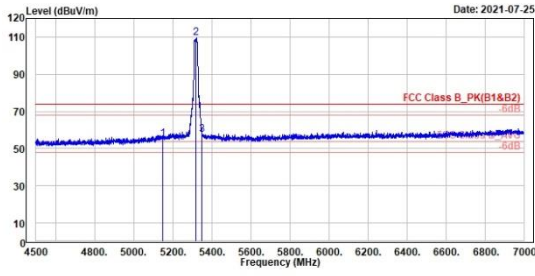
802.11n HT20

CH 64 (Horizontal) Peak

CH 64 (Vertical) Peak



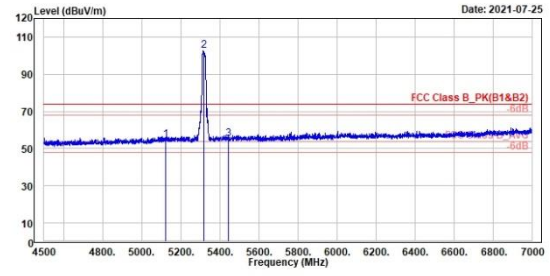
TUV Rheinland Taiwan Ltd.
No. 458-18, Sec. 2, Fenliao, Linkou Dist., New Taipei City 244, Taiwan(R.O.C.)
Tel: +886-2172-1000 Fax: +886-2172-1322



Peak	Freq	Level	Read	Factor	Limit	Over	Apos	TPos	Remark	Pol/Phase	Note
	MHz	dBuV/m	dBuV	dB/m	dBuV/m	dB	cm	deg			
1	5149.83	55.05	12.25	42.80	74.00	-18.95	218		18 Peak	Horizontal	
2 *	5328.00	109.40	66.18	43.22	74.00	35.40	218		18 Peak	Horizontal	
3	5358.47	57.34	13.97	43.37	74.00	-16.66	218		18 Peak	Horizontal	



TUV Rheinland Taiwan Ltd.
No. 458-18, Sec. 2, Fenliao, Linkou Dist., New Taipei City 244, Taiwan(R.O.C.)
Tel: +886-2172-1000 Fax: +886-2172-1322



Peak	Freq	Level	Read	Factor	Limit	Over	Apos	TPos	Remark	Pol/Phase	Note
	MHz	dBuV/m	dBuV	dB/m	dBuV/m	dB	cm	deg			
1	5122.30	54.81	12.10	42.71	74.00	-19.19	308		11 Peak	Vertical	
2 *	5328.00	102.51	59.29	43.22	74.00	28.51	308		11 Peak	Vertical	
3	5446.30	55.10	11.54	43.56	74.00	-18.90	308		11 Peak	Vertical	

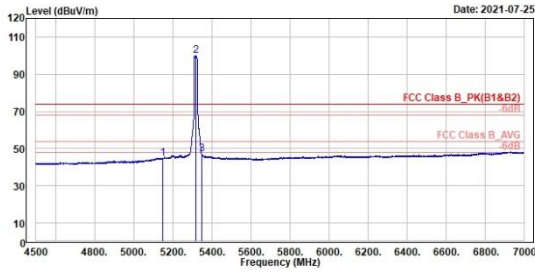
802.11n HT20

CH 64 (Horizontal) Average

CH 64 (Vertical) Average



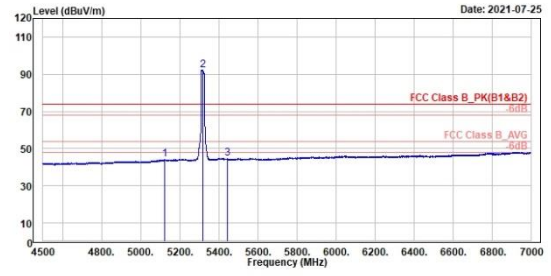
TUV Rheinland Taiwan Ltd.
No. 458-18, Sec. 2, Fenliao, Linkou Dist., New Taipei City 244, Taiwan(R.O.C.)
Tel: +886-2172-1000 Fax: +886-2172-1322



Read	Limit	Over	APos	TPos	Remark	Pol/Phase	Note
Level	Line	Limit	cm	deg			
dBuV	dBuV	dB	cm	deg			
44.89	42.80	-9.11	218	18	Average	Horizontal	
99.87	54.00	45.87	218	18	Average	Horizontal	
46.87	54.00	-7.13	218	18	Average	Horizontal	

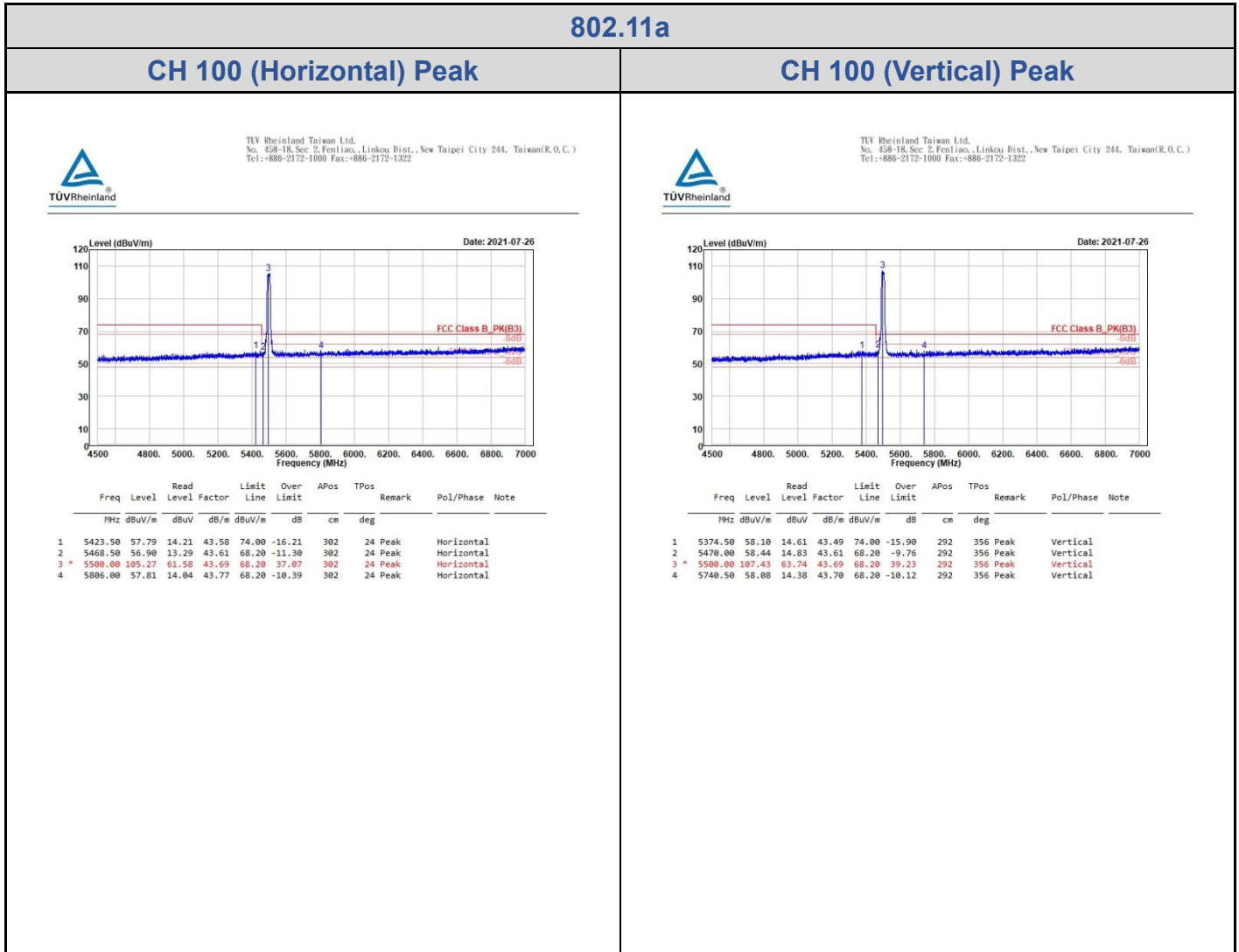


TUV Rheinland Taiwan Ltd.
No. 458-18, Sec. 2, Fenliao, Linkou Dist., New Taipei City 244, Taiwan(R.O.C.)
Tel: +886-2172-1000 Fax: +886-2172-1322



Read	Limit	Over	APos	TPos	Remark	Pol/Phase	Note
Level	Line	Limit	cm	deg			
dBuV	dBuV	dB	cm	deg			
44.88	42.71	-9.92	388	11	Average	Vertical	
92.23	54.00	38.23	388	11	Average	Vertical	
44.67	54.00	-9.33	388	11	Average	Vertical	

Band Edges, 5.3GHz ~ 5.47GHz, 5.725GHz
U-NII-2C



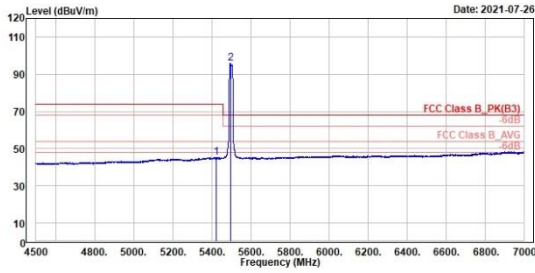
802.11a

CH 100 (Horizontal) Average

CH 100 (Vertical) Average



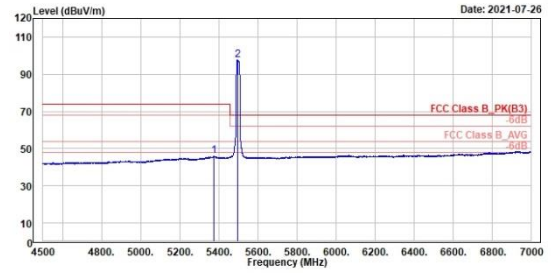
TUV Rheinland Taiwan Ltd.
No. 458-18, Sec 2, Fenliao, Linkou Dist., New Taipei City 244, Taiwan(R.O.C.)
Tel: +886-2172-1000 Fax: +886-2172-1322



Read	Level	Factor	Limit	Over	Apos	TPos	Remark	Pol/Phase	Note
Freq	Level	Level	Line	Limit					
MHz	dBuV/m	dBuV	dB/m	dBuV/m	dB	cm	deg		
1	5423.58	45.19	1.61	43.58	54.00	-8.81	302	24 Average	Horizontal
2 *	5500.00	95.73	52.04	43.69	54.00	41.73	302	24 Average	Horizontal



TUV Rheinland Taiwan Ltd.
No. 458-18, Sec 2, Fenliao, Linkou Dist., New Taipei City 244, Taiwan(R.O.C.)
Tel: +886-2172-1000 Fax: +886-2172-1322



Read	Level	Factor	Limit	Over	Apos	TPos	Remark	Pol/Phase	Note
Freq	Level	Level	Line	Limit					
MHz	dBuV/m	dBuV	dB/m	dBuV/m	dB	cm	deg		
1	5374.50	45.88	2.39	43.49	54.00	-8.12	292	356 Average	Vertical
2 *	5500.00	97.71	54.02	43.69	54.00	43.71	292	356 Average	Vertical

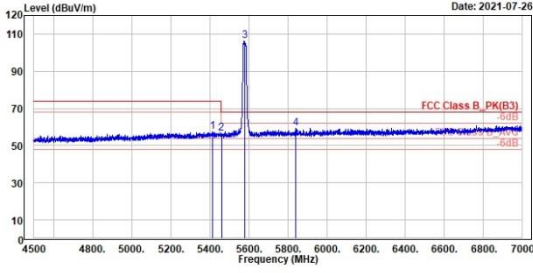
802.11a

CH 116 (Horizontal) Peak

CH 116 (Vertical) Peak



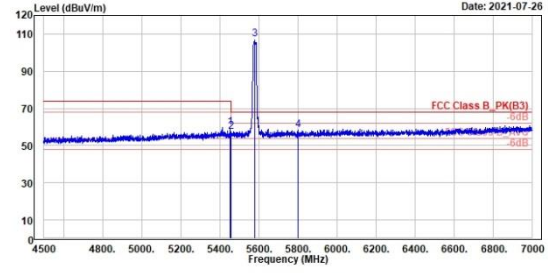
TUV Rheinland Taiwan Ltd.
No. 458-18, Sec 2, Fenliao, Linkou Dist., New Taipei City 244, Taiwan(R.O.C.)
Tel: +886-2172-1000 Fax: +886-2172-1322



	Read	Limit	Over	Apos	TPos	Remark	Pol/Phase	Note
1	Level	Line	Line	cm	deg			
Freq	Level	Factor	dB/m	dBuV/m	dB			
MHz	dBuV/m	dBuV	dB/m	dBuV/m	dB			
1	5414.58	57.28	13.69	43.59	74.00	-16.72	281	29 Peak Horizontal
2	5461.00	56.62	13.04	43.58	68.20	-11.58	281	29 Peak Horizontal
3 *	5580.00	106.42	62.90	43.52	68.20	38.22	281	29 Peak Horizontal
4	5843.00	59.10	15.22	43.88	68.20	-9.10	281	29 Peak Horizontal



TUV Rheinland Taiwan Ltd.
No. 458-18, Sec 2, Fenliao, Linkou Dist., New Taipei City 244, Taiwan(R.O.C.)
Tel: +886-2172-1000 Fax: +886-2172-1322



	Read	Limit	Over	Apos	TPos	Remark	Pol/Phase	Note
1	Level	Line	Line	cm	deg			
Freq	Level	Factor	dB/m	dBuV/m	dB			
MHz	dBuV/m	dBuV	dB/m	dBuV/m	dB			
1	5453.00	59.86	16.29	43.57	74.00	-14.14	248	355 Peak Vertical
2	5460.00	57.59	14.01	43.58	68.20	-10.61	248	355 Peak Vertical
3 *	5580.00	107.05	63.53	43.52	68.20	38.85	248	355 Peak Vertical
4	5800.50	58.51	14.76	43.75	68.20	-9.69	248	355 Peak Vertical

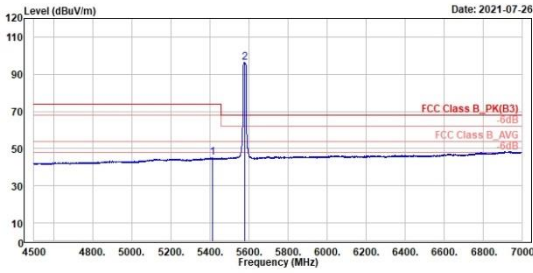
802.11a

CH 116 (Horizontal) Average

CH 116 (Vertical) Average



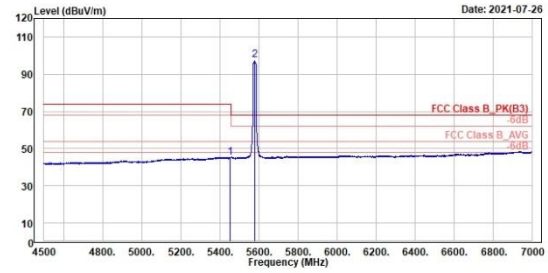
TÜV Rheinland Taiwan Ltd.
No. 458-18, Sec. 2, Fenliao, Linkou Dist., New Taipei City 244, Taiwan(R.O.C.)
Tel: +886-2172-1000 Fax: +886-2172-1322



Freq	Level	Read	Level	Factor	Limit	Over	APos	TPos	Remark	Pol/Phase	Note
MHz	dBuV/m	dBuV	dB/m	dBuV/m	dB	cm	deg				
1	5414.58	45.12	1.53	43.59	54.00	-8.88	281	29	Average	Horizontal	
2 *	5580.00	96.35	52.03	43.52	54.00	42.35	281	29	Average	Horizontal	



TÜV Rheinland Taiwan Ltd.
No. 458-18, Sec. 2, Fenliao, Linkou Dist., New Taipei City 244, Taiwan(R.O.C.)
Tel: +886-2172-1000 Fax: +886-2172-1322



Freq	Level	Read	Level	Factor	Limit	Over	APos	TPos	Remark	Pol/Phase	Note
MHz	dBuV/m	dBuV	dB/m	dBuV/m	dB	cm	deg				
1	5453.00	45.30	1.73	43.57	54.00	-8.70	248	355	Average	Vertical	
2 *	5580.00	97.69	54.17	43.52	54.00	43.69	248	355	Average	Vertical	

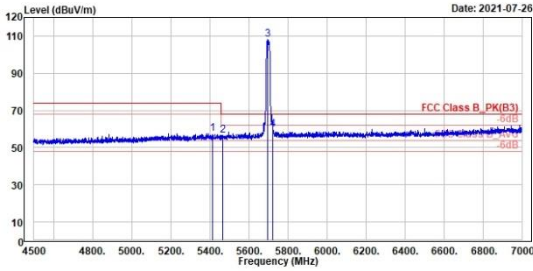
802.11a

CH 140 (Horizontal) Peak

CH 140 (Vertical) Peak



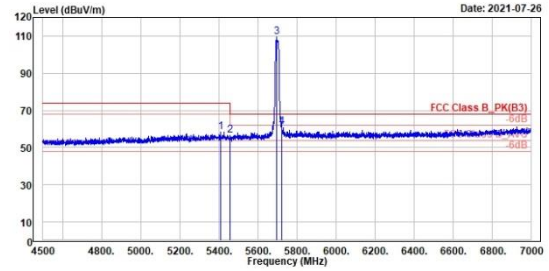
TÜV Rheinland Taiwan Ltd.
No. 458-18, Sec 2, Fenliao, Linkou Dist., New Taipei City 244, Taiwan(R.O.C.)
Tel: +886-2172-1000 Fax: +886-2172-1322



1	2	3	4	5	6	7	8	9	10	11	12
Limit	Over	APos	TPos	Remark	Pol/Phase	Note					
Line	Limit	cm	deg								
74.00	-16.48	247	31	Peak	Horizontal						
68.20	-11.48	247	31	Peak	Horizontal						
68.20	39.88	247	31	Peak	Horizontal						
68.20	-8.60	247	31	Peak	Horizontal						



TÜV Rheinland Taiwan Ltd.
No. 458-18, Sec 2, Fenliao, Linkou Dist., New Taipei City 244, Taiwan(R.O.C.)
Tel: +886-2172-1000 Fax: +886-2172-1322



1	2	3	4	5	6	7	8	9	10	11	12
Limit	Over	APos	TPos	Remark	Pol/Phase	Note					
Line	Limit	cm	deg								
74.00	-15.61	248	353	Peak	Vertical						
68.20	-11.64	248	353	Peak	Vertical						
68.20	41.11	248	353	Peak	Vertical						
68.20	-7.23	248	353	Peak	Vertical						

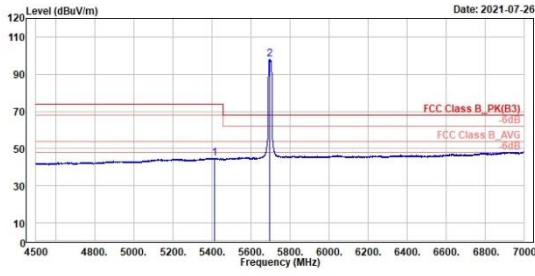
802.11a

CH 140 (Horizontal) Average

CH 140 (Vertical) Average



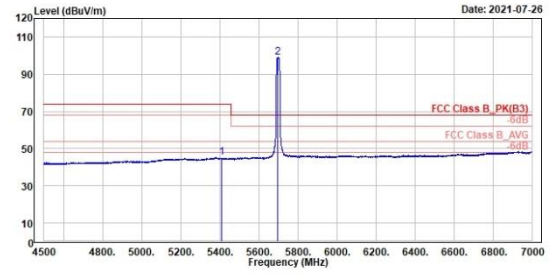
TUV Rheinland Taiwan Ltd.
No. 458-18, Sec 2, Fenliao, Linkou Dist., New Taipei City 244, Taiwan(R.O.C.)
Tel: +886-2172-1000 Fax: +886-2172-1322



Read	Level	Factor	Limit	Over	Apos	TPos	Remark	Pol/Phase	Note
MHz	dBuV/m	dBuV	dB/m	dBuV/m	dB	cm	deg		
1	5415.00	44.74	1.15	43.59	54.00	-9.26	247	31	Average Horizontal
2 *	5700.00	95.07	54.41	43.66	54.00	44.07	247	31	Average Horizontal



TUV Rheinland Taiwan Ltd.
No. 458-18, Sec 2, Fenliao, Linkou Dist., New Taipei City 244, Taiwan(R.O.C.)
Tel: +886-2172-1000 Fax: +886-2172-1322



Read	Level	Factor	Limit	Over	Apos	TPos	Remark	Pol/Phase	Note
MHz	dBuV/m	dBuV	dB/m	dBuV/m	dB	cm	deg		
1	5410.00	45.00	1.40	43.60	54.00	-9.00	240	353	Average Vertical
2 *	5700.00	99.00	55.34	43.66	54.00	45.00	240	353	Average Vertical