

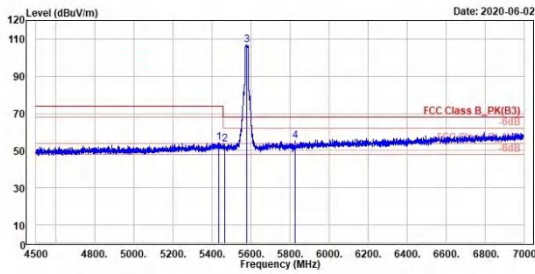
802.11a

CH 116 (Horizontal) Peak

CH 116 (Vertical) Peak



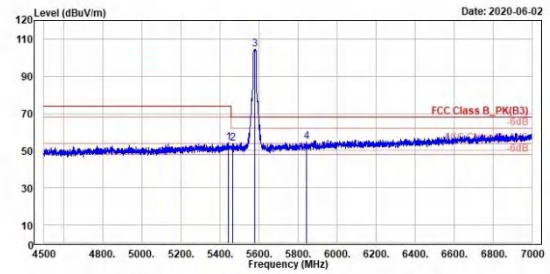
TÜV Rheinland Taiwan Ltd.
No. 458-18, Sec 2, Fenliao, Linkou Dist., New Taipei City 244, Taiwan(R.O.C.)
Tel: +886-2172-1000 Fax: +886-2172-1322



	Freq	Level	Read	Limit	Over	APos	TPos	Remark	Pol/Phase	Note
	MHz	dBuV/m	dBuV	dB/m	dBuV/m	dB	cm	deg		
1	5437.00	54.10	10.97	43.13	74.00	-19.90	307	3 Peak	Horizontal	
2	5468.00	53.17	10.02	43.15	68.20	-15.03	307	3 Peak	Horizontal	
3 *	5588.00	106.94	63.79	43.15	68.20	38.74	307	3 Peak	Horizontal	
4	5828.50	54.98	11.50	43.48	68.20	-13.22	307	3 Peak	Horizontal	



TÜV Rheinland Taiwan Ltd.
No. 458-18, Sec 2, Fenliao, Linkou Dist., New Taipei City 244, Taiwan(R.O.C.)
Tel: +886-2172-1000 Fax: +886-2172-1322



	Freq	Level	Read	Limit	Over	APos	TPos	Remark	Pol/Phase	Note
	MHz	dBuV/m	dBuV	dB/m	dBuV/m	dB	cm	deg		
1	5447.50	54.41	11.31	43.10	74.00	-19.59	295	266 Peak	Vertical	
2	5469.50	53.70	10.55	43.15	68.20	-14.50	295	266 Peak	Vertical	
3 *	5588.00	104.61	61.46	43.15	68.20	36.41	295	266 Peak	Vertical	
4	5844.50	54.73	11.24	43.49	68.20	-13.47	295	266 Peak	Vertical	

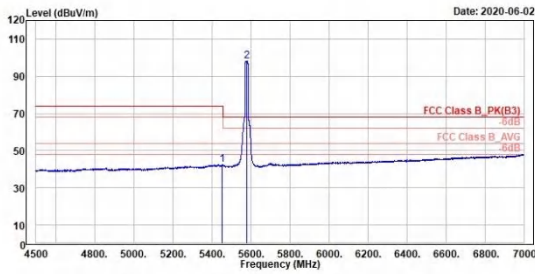
802.11a

CH 116 (Horizontal) Average

CH 116 (Vertical) Average



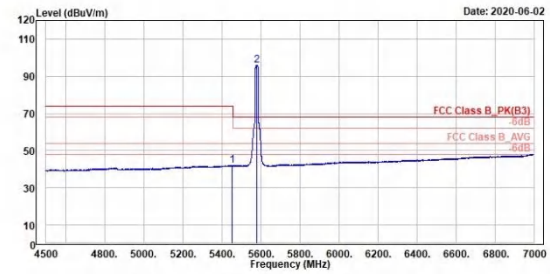
TUV Rheinland Taiwan Ltd.
No. 458-18, Sec 2, Fenliao, Linkou Dist., New Taipei City 244, Taiwan(R.O.C.)
Tel: +886-2172-1000 Fax: +886-2172-1322



Peak	Freq	Level	Read Level	Factor	Limit Line	Over Limit	APos	TPos	Remark	Pol/Phase	Note
	MHz	dBuV/m	dBuV	dB/m	dBuV/m	dB	cm	deg			
1	5455.58	42.34	-0.77	43.11	54.00	-11.66	307	3	Average	Horizontal	
2 *	5588.00	98.26	55.11	43.15	54.00	44.26	307	3	Average	Horizontal	



TUV Rheinland Taiwan Ltd.
No. 458-18, Sec 2, Fenliao, Linkou Dist., New Taipei City 244, Taiwan(R.O.C.)
Tel: +886-2172-1000 Fax: +886-2172-1322



Peak	Freq	Level	Read Level	Factor	Limit Line	Over Limit	APos	TPos	Remark	Pol/Phase	Note
	MHz	dBuV/m	dBuV	dB/m	dBuV/m	dB	cm	deg			
1	5455.00	42.07	-1.03	43.10	54.00	-11.93	295	266	Average	Vertical	
2 *	5588.00	96.02	52.87	43.15	54.00	42.02	295	266	Average	Vertical	

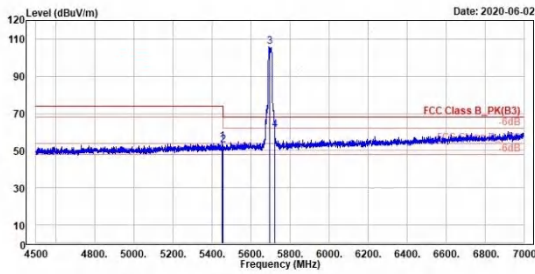
802.11a

CH 140 (Horizontal) Peak

CH 140 (Vertical) Peak



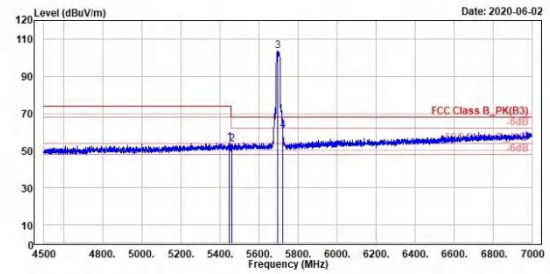
TÜV Rheinland Taiwan Ltd.
No. 458-18, Sec 2, Fenliao, Linkou Dist., New Taipei City 244, Taiwan(R.O.C.)
Tel: +886-2172-1000 Fax: +886-2172-1322



	Freq	Level	Read	Limit	Over	APos	TPos	Remark	Pol/Phase	Note
	MHz	dBuV/m	dBuV	dB/m	dBuV/m	dB	cm	deg		
1	5455.00	54.00	11.50	43.10	74.00	-19.40	281	360 Peak	Horizontal	
2	5460.00	53.02	9.90	43.12	68.20	-15.18	281	360 Peak	Horizontal	
3 *	5700.00	105.70	62.32	43.38	68.20	37.50	281	360 Peak	Horizontal	
4	5725.00	61.12	17.77	43.35	68.20	-7.08	281	360 Peak	Horizontal	



TÜV Rheinland Taiwan Ltd.
No. 458-18, Sec 2, Fenliao, Linkou Dist., New Taipei City 244, Taiwan(R.O.C.)
Tel: +886-2172-1000 Fax: +886-2172-1322



	Freq	Level	Read	Limit	Over	APos	TPos	Remark	Pol/Phase	Note
	MHz	dBuV/m	dBuV	dB/m	dBuV/m	dB	cm	deg		
1	5451.00	54.14	11.05	43.09	74.00	-19.86	298	260 Peak	Vertical	
2	5464.00	53.35	10.22	43.13	68.20	-14.85	298	260 Peak	Vertical	
3 *	5700.00	103.79	60.41	43.38	68.20	35.59	298	260 Peak	Vertical	
4	5725.00	60.54	17.19	43.35	68.20	-7.66	298	260 Peak	Vertical	

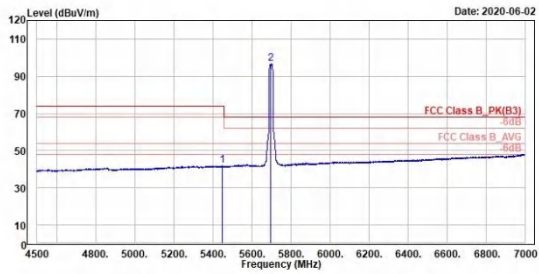
802.11a

CH 140 (Horizontal) Average

CH 140 (Vertical) Average



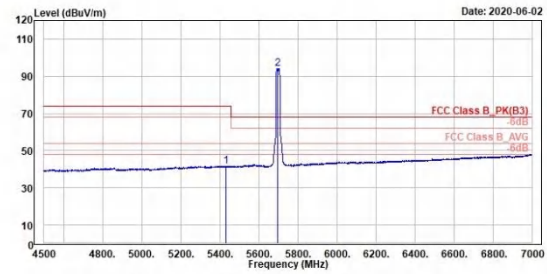
TÜV Rheinland Taiwan Ltd.
No. 458-18, Sec 2, Fenliao, Linkou Dist., New Taipei City 244, Taiwan(R.O.C.)
Tel: +886-2172-1000 Fax: +886-2172-1322



Read	Level	Factor	Limit	Over	Apos	TPos	Remark	Pol/Phase	Note
MHz	dBuV/m	dBuV	dB/m	dBuV/m	dB	cm	deg		
1	5451.58	41.83	-1.26	43.09	54.00	-12.17	281	360	Average Horizontal
2 *	5700.00	96.65	53.27	43.38	54.00	42.65	281	360	Average Horizontal



TÜV Rheinland Taiwan Ltd.
No. 458-18, Sec 2, Fenliao, Linkou Dist., New Taipei City 244, Taiwan(R.O.C.)
Tel: +886-2172-1000 Fax: +886-2172-1322



Read	Level	Factor	Limit	Over	Apos	TPos	Remark	Pol/Phase	Note
MHz	dBuV/m	dBuV	dB/m	dBuV/m	dB	cm	deg		
1	5431.00	41.70	-1.46	43.16	54.00	-12.30	298	260	Average Vertical
2 *	5700.00	94.18	50.80	43.38	54.00	40.18	298	260	Average Vertical

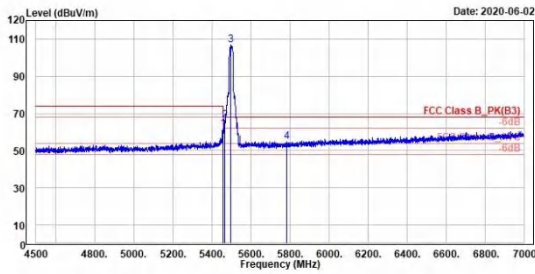
802.11n HT20

CH 100 (Horizontal) Peak

CH 100 (Vertical) Peak



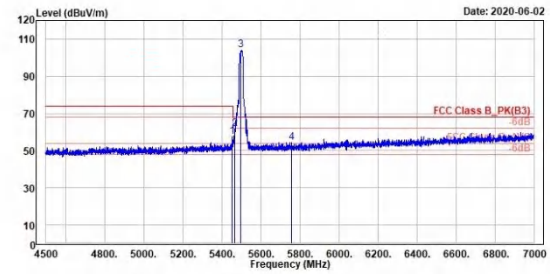
TÜV Rheinland Taiwan Ltd.
No. 458-18, Sec 2, Fenliao, Linkou Dist., New Taipei City 244, Taiwan(R.O.C.)
Tel: +886-2172-1000 Fax: +886-2172-1322



	Freq	Level	Read	Limit	Over	APos	TPos	Remark	Pol/Phase	Note
	MHz	dBuV/m	dBuV	dB/m	dBuV/m	dB	cm	deg		
1	5460.00	61.45	18.33	43.12	68.20	-6.75	299	S Peak	Horizontal	
2	5467.00	66.22	23.09	43.13	68.20	-1.98	299	S Peak	Horizontal	
3 *	5500.00	106.64	63.41	43.23	68.20	38.44	299	S Peak	Horizontal	
4	5784.50	54.97	11.55	43.42	68.20	-13.23	299	S Peak	Horizontal	



TÜV Rheinland Taiwan Ltd.
No. 458-18, Sec 2, Fenliao, Linkou Dist., New Taipei City 244, Taiwan(R.O.C.)
Tel: +886-2172-1000 Fax: +886-2172-1322



	Freq	Level	Read	Limit	Over	APos	TPos	Remark	Pol/Phase	Note
	MHz	dBuV/m	dBuV	dB/m	dBuV/m	dB	cm	deg		
1	5455.00	57.36	14.26	43.10	74.00	-16.64	287	265 Peak	Vertical	
2	5489.50	61.66	18.51	43.15	68.20	-6.54	287	265 Peak	Vertical	
3 *	5500.00	103.04	60.61	43.23	68.20	35.64	287	265 Peak	Vertical	
4	5759.00	54.45	11.10	43.35	68.20	-13.75	287	265 Peak	Vertical	

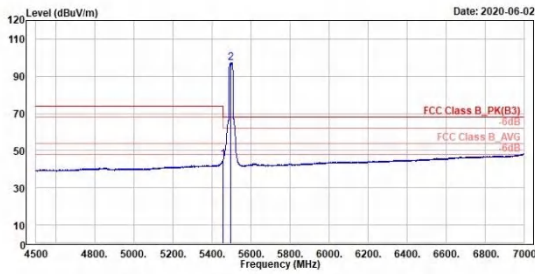
802.11n HT20

CH 100 (Horizontal) Average

CH 100 (Vertical) Average



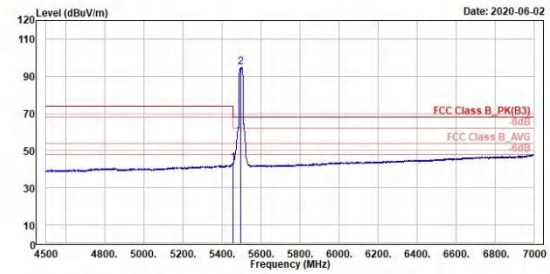
TUV Rheinland Taiwan Ltd.
No. 458-18, Sec 2, Fenliao, Linkou Dist., New Taipei City 244, Taiwan(R.O.C.)
Tel: +886-2172-1000 Fax: +886-2172-1322



Peak	Freq	Level	Read Level	Level Factor	Limit Line	Over Limit	APos	TPos	Remark	Pol/Phase	Note
	MHz	dBuV/m	dBuV	dB/m	dBuV/m	dB	cm	deg			
1	5460.00	45.10	1.98	43.12	54.00	-8.90	299		5 Average	Horizontal	
2 *	5500.00	97.37	54.14	43.23	54.00	43.37	299		5 Average	Horizontal	



TUV Rheinland Taiwan Ltd.
No. 458-18, Sec 2, Fenliao, Linkou Dist., New Taipei City 244, Taiwan(R.O.C.)
Tel: +886-2172-1000 Fax: +886-2172-1322



Peak	Freq	Level	Read Level	Level Factor	Limit Line	Over Limit	APos	TPos	Remark	Pol/Phase	Note
	MHz	dBuV/m	dBuV	dB/m	dBuV/m	dB	cm	deg			
1	5460.00	43.50	0.38	43.12	54.00	-10.50	287		265 Average	Vertical	
2 *	5500.00	94.88	51.65	43.23	54.00	40.88	287		265 Average	Vertical	

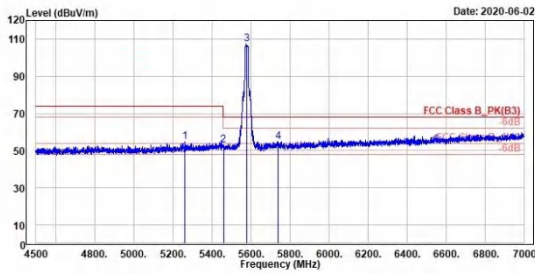
802.11n HT20

CH 116 (Horizontal) Peak

CH 116 (Vertical) Peak



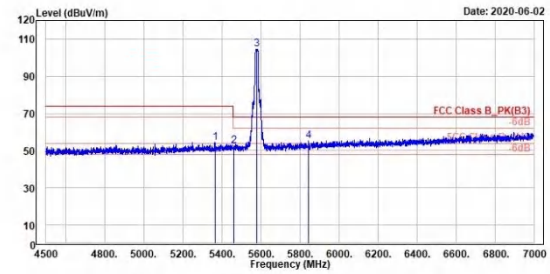
TÜV Rheinland Taiwan Ltd.
No. 458-18, Sec 2, Fenliao, Linkou Dist., New Taipei City 244, Taiwan(R.O.C.)
Tel: +886-2172-1000 Fax: +886-2172-1322



	Read	Limit	Over	APos	TPos	Remark	Pol/Phase	Note	
1	5261.58	54.61	11.55	43.06	74.00	-19.39	306	4 Peak	Horizontal
2	5461.00	53.03	9.91	43.12	68.20	-15.17	306	4 Peak	Horizontal
3 *	5588.00	107.05	63.99	43.15	68.20	38.85	306	4 Peak	Horizontal
4	5742.00	54.71	11.38	43.33	68.20	-13.49	306	4 Peak	Horizontal



TÜV Rheinland Taiwan Ltd.
No. 458-18, Sec 2, Fenliao, Linkou Dist., New Taipei City 244, Taiwan(R.O.C.)
Tel: +886-2172-1000 Fax: +886-2172-1322



	Read	Limit	Over	APos	TPos	Remark	Pol/Phase	Note	
1	5365.50	54.21	11.05	43.16	74.00	-19.79	295	266 Peak	Vertical
2	5464.00	52.66	9.53	43.13	68.20	-15.54	295	266 Peak <td>Vertical</td>	Vertical
3 *	5588.00	104.61	61.46	43.15	68.20	36.41	295	266 Peak <td>Vertical</td>	Vertical
4	5847.50	55.01	11.52	43.49	68.20	-13.19	295	266 Peak <td>Vertical</td>	Vertical

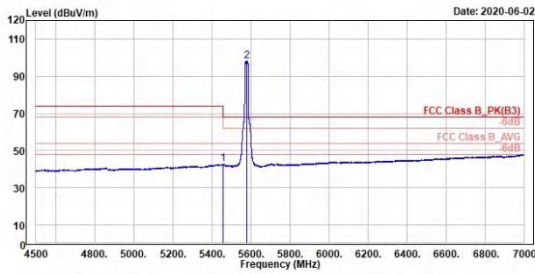
802.11n HT20

CH 116 (Horizontal) Average

CH 116 (Vertical) Average



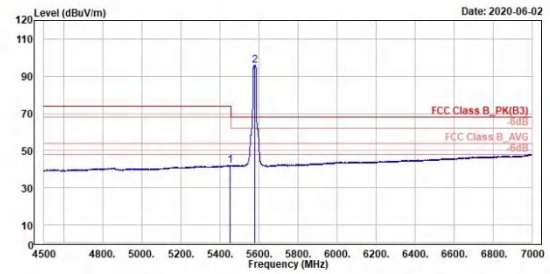
TUV Rheinland Taiwan Ltd.
No. 458-18, Sec 2, Fenliao, Linkou Dist., New Taipei City 244, Taiwan(R.O.C.)
Tel: +886-2172-1000 Fax: +886-2172-1322



Peak	Freq (MHz)	Level (dBuV/m)	Read Level (dBuV)	Level Factor (dB/m)	Limit Line (dBuV/m)	Over Limit (dB)	APos (cm)	TPos (deg)	Remark	Pol/Phase	Note
1	5457.58	42.79	-0.33	43.12	54.00	-11.21	306		4 Average	Horizontal	
2 *	5588.00	98.05	54.90	43.15	54.00	44.05	306		4 Average	Horizontal	



TUV Rheinland Taiwan Ltd.
No. 458-18, Sec 2, Fenliao, Linkou Dist., New Taipei City 244, Taiwan(R.O.C.)
Tel: +886-2172-1000 Fax: +886-2172-1322



Peak	Freq (MHz)	Level (dBuV/m)	Read Level (dBuV)	Level Factor (dB/m)	Limit Line (dBuV/m)	Over Limit (dB)	APos (cm)	TPos (deg)	Remark	Pol/Phase	Note
1	5456.58	42.20	-0.91	43.11	54.00	-11.80	295	266	Average	Vertical	
2 *	5588.00	95.94	52.79	43.15	54.00	41.94	295	266	Average	Vertical	

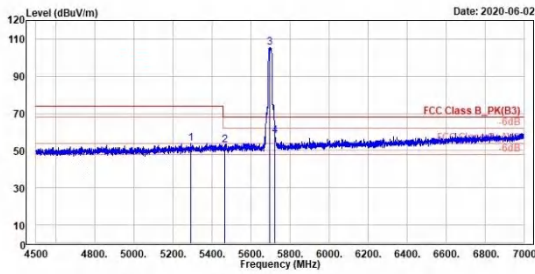
802.11n HT20

CH 140 (Horizontal) Peak

CH 140 (Vertical) Peak



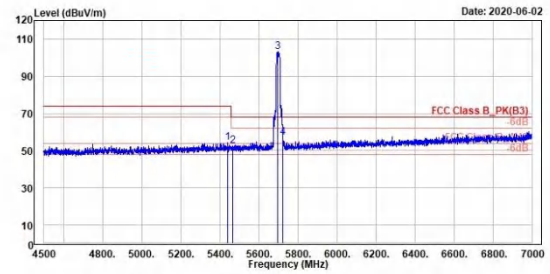
TÜV Rheinland Taiwan Ltd.
No. 458-18, Sec 2, Penliao, Linkou Dist., New Taipei City 244, Taiwan(R.O.C.)
Tel: +886-2172-1000 Fax: +886-2172-1322



	Read	Limit	Over	APos	TPos	Remark	Pol/Phase	Note	
Freq	Level	Level	Factor	Line	Limit				
MHz	dBuV/m	dBuV	dB/m	dBuV/m	dB	cm	deg		
1	5295.58	54.00	18.84	43.16	74.00	-20.00	280	360 Peak	Horizontal
2	5466.00	52.61	9.68	43.13	68.20	-15.39	290	360 Peak	Horizontal
3 *	5700.00	105.28	61.90	43.38	68.20	37.08	280	360 Peak	Horizontal
4	5725.00	57.95	14.60	43.35	68.20	-10.25	280	360 Peak	Horizontal



TÜV Rheinland Taiwan Ltd.
No. 458-18, Sec 2, Penliao, Linkou Dist., New Taipei City 244, Taiwan(R.O.C.)
Tel: +886-2172-1000 Fax: +886-2172-1322



	Read	Limit	Over	APos	TPos	Remark	Pol/Phase	Note	
Freq	Level	Level	Factor	Line	Limit				
MHz	dBuV/m	dBuV	dB/m	dBuV/m	dB	cm	deg		
1	5441.50	54.48	11.29	43.11	74.00	-19.60	290	260 Peak	Vertical
2	5469.00	52.64	9.49	43.15	68.20	-15.56	290	260 Peak	Vertical
3 *	5700.00	103.32	59.94	43.38	68.20	35.12	290	260 Peak	Vertical
4	5725.00	57.02	13.67	43.35	68.20	-11.18	290	260 Peak	Vertical

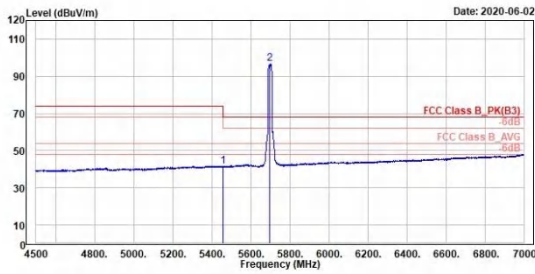
802.11n HT20

CH 140 (Horizontal) Average

CH 140 (Vertical) Average



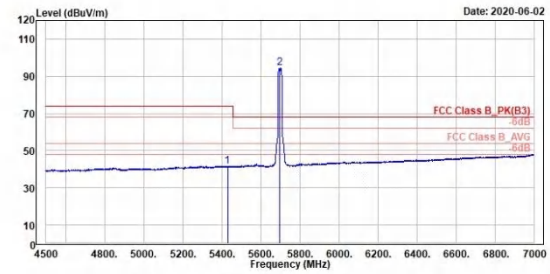
TUV Rheinland Taiwan Ltd.
No. 458-18, Sec 2, Fenliao, Linkou Dist., New Taipei City 244, Taiwan(R.O.C.)
Tel: +886-2172-1000 Fax: +886-2172-1322



Read	Level	Factor	Limit	Over	Apos	TPos	Remark	Pol/Phase	Note
Freq	Level		Line	Limit					
MHz	dBuV/m	dBuV	dB/m	dBuV/m	dB	cm	deg		
1	5459.00	41.73	-1.39	43.12	54.00	-12.27	280	360	Average Horizontal
2 *	5700.00	96.55	53.17	43.38	54.00	42.55	280	360	Average Horizontal



TUV Rheinland Taiwan Ltd.
No. 458-18, Sec 2, Fenliao, Linkou Dist., New Taipei City 244, Taiwan(R.O.C.)
Tel: +886-2172-1000 Fax: +886-2172-1322



Read	Level	Factor	Limit	Over	Apos	TPos	Remark	Pol/Phase	Note
Freq	Level		Line	Limit					
MHz	dBuV/m	dBuV	dB/m	dBuV/m	dB	cm	deg		
1	5430.50	41.66	-1.50	43.16	54.00	-12.34	298	260	Average Vertical
2 *	5700.00	94.23	50.85	43.38	54.00	40.23	298	260	Average Vertical

Mask, 5.725GHz ~ 5.85GHz
U-NII-3

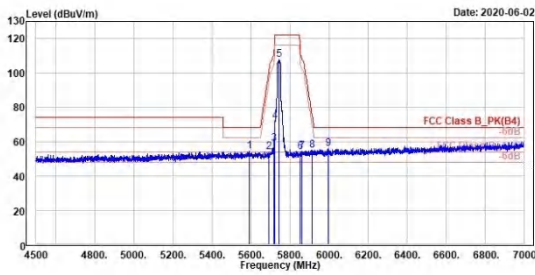
802.11a

CH 149 (Horizontal) Peak

CH 149 (Vertical) Peak



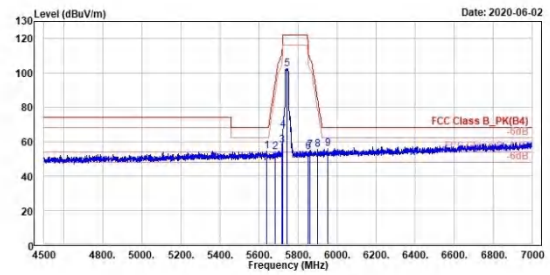
TÜV Rheinland Taiwan Ltd.
No. 458-18, Sec. 2, Fenliao, Linkou Dist., New Taipei City 244, Taiwan(R.O.C.)
Tel: +886-2172-1000 Fax: +886-2172-1322



Peak	Freq (MHz)	Level (dBuV/m)	Read Level (dBuV)	Factor (dB/m)	Limit (dBuV/m)	Over Limit (dB)	APos (cm)	TPos (deg)	Remark	Pol/Phase	Note
1	5594.50	54.48	11.21	43.19	68.20	-13.80	277	0	Peak	Horizontal	
2	5695.00	53.97	10.63	43.34	101.51	-47.54	277	0	Peak	Horizontal	
3	5718.50	58.80	15.44	43.36	110.38	-51.58	277	0	Peak	Horizontal	
4	5724.50	71.79	28.44	43.35	121.06	-49.27	277	0	Peak	Horizontal	
5	5745.00	107.64	64.31	43.33	122.20	-14.56	277	0	Peak	Horizontal	
6	5854.50	53.71	10.18	43.53	111.94	-58.23	277	0	Peak	Horizontal	
7	5855.00	54.20	10.60	43.60	108.89	-53.89	277	0	Peak	Horizontal	
8	5914.00	54.86	10.96	43.90	76.31	-21.45	277	0	Peak	Horizontal	
9	5999.50	55.63	11.42	44.21	68.20	-12.57	277	0	Peak	Horizontal	



TÜV Rheinland Taiwan Ltd.
No. 458-18, Sec. 2, Fenliao, Linkou Dist., New Taipei City 244, Taiwan(R.O.C.)
Tel: +886-2172-1000 Fax: +886-2172-1322



Peak	Freq (MHz)	Level (dBuV/m)	Read Level (dBuV)	Factor (dB/m)	Limit (dBuV/m)	Over Limit (dB)	APos (cm)	TPos (deg)	Remark	Pol/Phase	Note
1	5641.50	54.20	11.21	42.99	68.20	-14.00	311	266	Peak	Vertical	
2	5684.00	54.03	10.79	43.24	93.40	-39.37	311	266	Peak	Vertical	
3	5720.00	57.68	14.32	43.36	110.80	-53.12	311	266	Peak	Vertical	
4	5724.50	66.53	23.18	43.35	121.06	-54.53	311	266	Peak	Vertical	
5	5745.00	102.42	59.09	43.33	122.20	-19.78	311	266	Peak	Vertical	
6	5855.00	54.11	10.58	43.53	110.80	-56.69	311	266	Peak	Vertical	
7	5864.50	54.93	11.33	43.60	108.14	-53.21	311	266	Peak	Vertical	
8	5903.50	55.27	11.42	43.85	84.07	-28.80	311	266	Peak	Vertical	
9	5953.00	55.73	11.65	44.08	68.20	-12.47	311	266	Peak	Vertical	

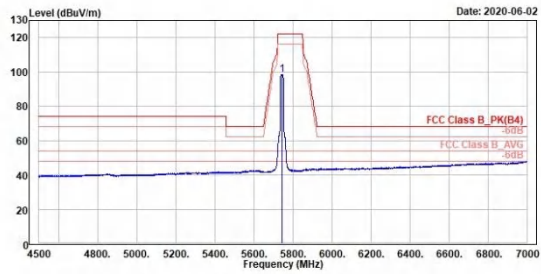
802.11a

CH 149 (Horizontal) Average

CH 149 (Vertical) Average



TUV Rheinland Taiwan Ltd.
No. 458-18, Sec 2, Fenliao, Linkou Dist., New Taipei City 244, Taiwan(R.O.C.)
Tel: +886-2172-1000 Fax: +886-2172-1322

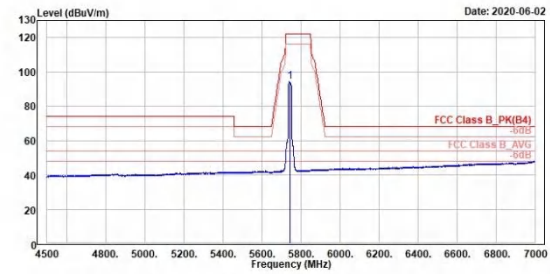


Date: 2020-06-02

Freq	Level	Read	Limit	Over	Apos	TPos	Remark	Pol/Phase	Note
MHz	dBuV/m	dBuV	dB/m	dBuV/m	dB	cm	deg		
1 *	5745.00	98.46	55.13	43.33	54.00	44.46	277	0	Average Horizontal



TUV Rheinland Taiwan Ltd.
No. 458-18, Sec 2, Fenliao, Linkou Dist., New Taipei City 244, Taiwan(R.O.C.)
Tel: +886-2172-1000 Fax: +886-2172-1322



Date: 2020-06-02

Freq	Level	Read	Limit	Over	Apos	TPos	Remark	Pol/Phase	Note
MHz	dBuV/m	dBuV	dB/m	dBuV/m	dB	cm	deg		
1 *	5745.00	94.32	50.99	43.33	54.00	40.32	311	266	Average Vertical

802.11a

CH 157 (Horizontal) Peak

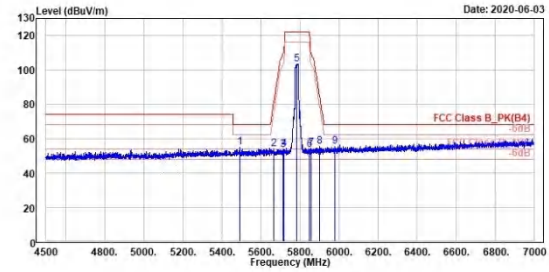
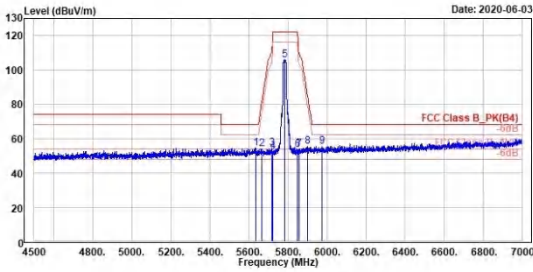
CH 157 (Vertical) Peak



TÜV Rheinland Taiwan Ltd.
No. 458-18, Sec. 2, Fenliao, Linkou Dist., New Taipei City 244, Taiwan(R.O.C.)
Tel: +886-2172-1000 Fax: +886-2172-1322



TÜV Rheinland Taiwan Ltd.
No. 458-18, Sec. 2, Fenliao, Linkou Dist., New Taipei City 244, Taiwan(R.O.C.)
Tel: +886-2172-1000 Fax: +886-2172-1322



Peak	Freq (MHz)	Level (dBuV/m)	Read Level (dBuV)	Level Factor (dB/m)	Limit (dBuV/m)	Over (dB)	APos (cm)	TPos (deg)	Remark	Pol/Phase	Note
1	5635.00	54.23	11.21	43.02	68.20	-13.97	300	353	Peak	Horizontal	
2	5669.00	53.96	10.85	43.11	82.30	-28.34	300	353	Peak	Horizontal	
3	5719.00	54.38	11.02	43.36	110.52	-56.14	300	353	Peak	Horizontal	
4	5723.00	52.16	8.81	43.35	117.64	-65.48	300	353	Peak	Horizontal	
5	5785.00	105.97	62.55	43.42	122.20	-16.23	300	353	Peak	Horizontal	
6	5856.30	53.49	9.99	43.50	121.06	-67.57	300	353	Peak	Horizontal	
7	5859.00	53.67	10.32	43.55	109.68	-55.81	300	353	Peak	Horizontal	
8	5902.00	55.55	11.70	43.85	85.18	-29.63	300	353	Peak	Horizontal	
9	5977.50	55.45	11.30	44.15	68.20	-12.75	300	353	Peak	Horizontal	

Peak	Freq (MHz)	Level (dBuV/m)	Read Level (dBuV)	Level Factor (dB/m)	Limit (dBuV/m)	Over (dB)	APos (cm)	TPos (deg)	Remark	Pol/Phase	Note
1	5491.50	54.64	11.44	43.20	68.20	-13.56	289	260	Peak	Vertical	
2	5667.50	53.91	10.81	43.10	81.19	-27.28	289	260	Peak	Vertical	
3	5716.50	53.43	10.07	43.36	109.82	-56.39	289	260	Peak	Vertical	
4	5720.50	53.82	10.46	43.36	111.94	-58.12	289	260	Peak	Vertical	
5	5785.00	103.54	60.12	43.42	122.20	-18.66	289	260	Peak	Vertical	
6	5851.00	53.60	10.09	43.51	119.92	-66.32	289	260	Peak	Vertical	
7	5859.00	54.51	10.96	43.55	109.68	-55.17	289	260	Peak	Vertical	
8	5901.00	55.40	11.57	43.83	85.92	-30.52	289	260	Peak	Vertical	
9	5981.00	55.50	11.34	44.16	68.20	-12.70	289	260	Peak	Vertical	

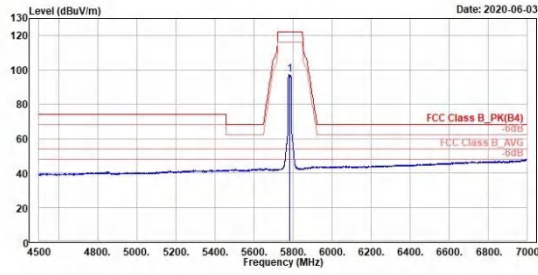
802.11a

CH 157 (Horizontal) Average

CH 157 (Vertical) Average



TUV Rheinland Taiwan Ltd.
No. 458-18, Sec 2, Fenliao, Linkou Dist., New Taipei City 244, Taiwan(R.O.C.)
Tel: +886-2172-1000 Fax: +886-2172-1322

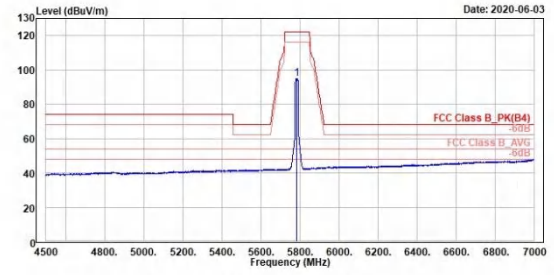


Freq	Level	Read	Limit	Over	Apos	TPos	Remark	Pol/Phase	Note
MHz	dBuV/m	dBuV	dB/m	dBuV/m	dB	cm	deg		

1 * 5785.00 97.17 53.75 43.42 54.00 43.17 300 353 Average Horizontal



TUV Rheinland Taiwan Ltd.
No. 458-18, Sec 2, Fenliao, Linkou Dist., New Taipei City 244, Taiwan(R.O.C.)
Tel: +886-2172-1000 Fax: +886-2172-1322



Freq	Level	Read	Limit	Over	Apos	TPos	Remark	Pol/Phase	Note
MHz	dBuV/m	dBuV	dB/m	dBuV/m	dB	cm	deg		

1 * 5785.00 94.98 51.56 43.42 54.00 40.98 289 260 Average Vertical

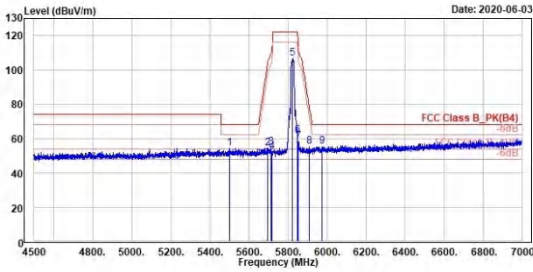
802.11a

CH 165 (Horizontal) Peak

CH 165 (Vertical) Peak



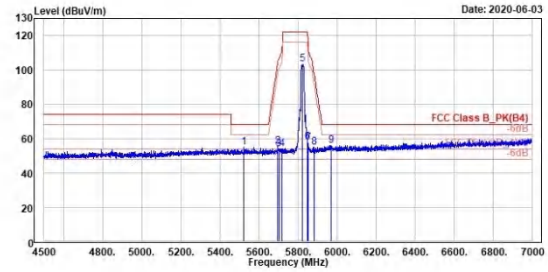
TÜV Rheinland Taiwan Ltd.
No. 458-18, Sec. 2, Fenliao, Linkou Dist., New Taipei City 244, Taiwan(R.O.C.)
Tel: +886-2172-1000 Fax: +886-2172-1322



Peak	Freq (MHz)	Level (dBuV/m)	Read Level (dBuV)	Level Factor (dB/m)	Limit Line (dBuV/m)	Over Limit (dB)	APos (cm)	TPos (deg)	Remark	Pol/Phase	Note
1	5582.50	54.33	11.11	43.22	68.20	-13.87	296	355	Peak	Horizontal	
2	5698.50	54.36	10.99	43.37	104.89	-49.73	296	355	Peak	Horizontal	
3	5714.50	54.64	11.28	43.36	109.26	-54.62	296	355	Peak	Horizontal	
4	5721.50	52.58	9.22	43.36	114.22	-61.64	296	355	Peak	Horizontal	
5	5825.00	106.59	63.11	43.48	122.20	-15.61	296	355	Peak	Horizontal	
6	5851.00	61.64	18.13	43.51	119.92	-58.28	296	355	Peak	Horizontal	
7	5855.00	58.27	14.74	43.53	119.89	-52.53	296	355	Peak	Horizontal	
8	5916.50	55.18	11.30	43.88	78.90	-23.72	296	355	Peak	Horizontal	
9	5977.50	55.43	11.28	44.15	68.20	-12.77	296	355	Peak	Horizontal	



TÜV Rheinland Taiwan Ltd.
No. 458-18, Sec. 2, Fenliao, Linkou Dist., New Taipei City 244, Taiwan(R.O.C.)
Tel: +886-2172-1000 Fax: +886-2172-1322



Peak	Freq (MHz)	Level (dBuV/m)	Read Level (dBuV)	Level Factor (dB/m)	Limit Line (dBuV/m)	Over Limit (dB)	APos (cm)	TPos (deg)	Remark	Pol/Phase	Note
1	5525.50	54.70	11.55	43.15	68.20	-13.50	298	259	Peak	Vertical	
2	5697.50	55.36	12.00	43.36	103.36	-48.00	298	259	Peak	Vertical	
3	5704.50	54.11	10.73	43.38	106.46	-52.35	298	259	Peak	Vertical	
4	5721.50	53.86	10.50	43.36	114.22	-60.36	298	259	Peak	Vertical	
5	5825.00	103.22	59.74	43.48	122.20	-18.98	298	259	Peak	Vertical	
6	5851.00	58.01	14.50	43.51	119.92	-61.91	298	259	Peak	Vertical	
7	5856.00	57.53	13.99	43.54	119.52	-52.99	298	259	Peak	Vertical	
8	5885.00	54.70	10.97	43.73	97.77	-43.07	298	259	Peak	Vertical	
9	5971.00	55.99	11.86	44.13	68.20	-12.21	298	259	Peak	Vertical	

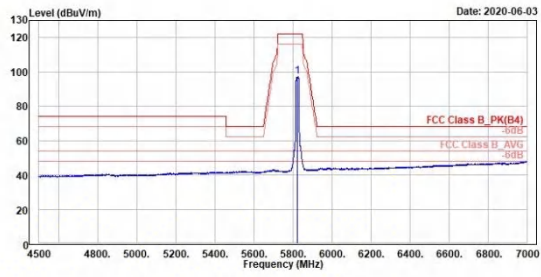
802.11a

CH 165 (Horizontal) Average

CH 165 (Vertical) Average



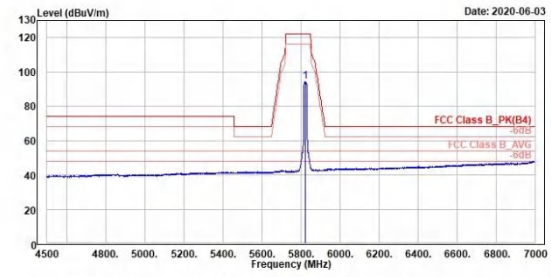
TUV Rheinland Taiwan Ltd.
No. 458-18, Sec 2, Fenliao, Linkou Dist., New Taipei City 244, Taiwan(R.O.C.)
Tel: +886-2172-1000 Fax: +886-2172-1322



Read	Level	Factor	Limit	Over	Apos	TPos	Remark	Pol/Phase	Note
Freq	Level	Level	Line	Limit					
MHz	dBuV/m	dBuV	dB/m	dBuV/m	dB	cm	deg		
1 *	5825.00	97.19	53.71	43.48	54.00	43.19	296	355 Average	Horizontal



TUV Rheinland Taiwan Ltd.
No. 458-18, Sec 2, Fenliao, Linkou Dist., New Taipei City 244, Taiwan(R.O.C.)
Tel: +886-2172-1000 Fax: +886-2172-1322



Read	Level	Factor	Limit	Over	Apos	TPos	Remark	Pol/Phase	Note
Freq	Level	Level	Line	Limit					
MHz	dBuV/m	dBuV	dB/m	dBuV/m	dB	cm	deg		
1 *	5825.00	94.26	50.78	43.48	54.00	40.26	298	259 Average	Vertical

802.11n HT20

CH 149 (Horizontal) Peak

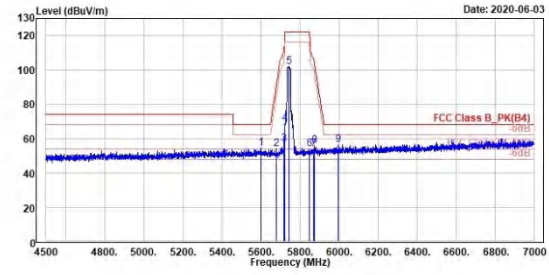
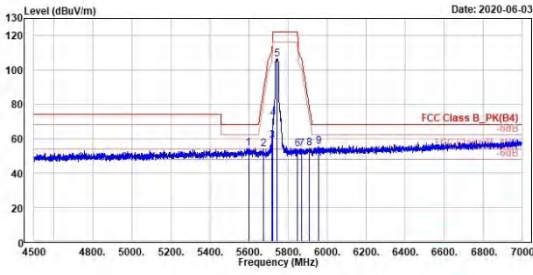
CH 149 (Vertical) Peak



TÜV Rheinland Taiwan Ltd.
No. 458-18, Sec. 2, Fenliao, Linkou Dist., New Taipei City 244, Taiwan(R.O.C.)
Tel: +886-2172-1000 Fax: +886-2172-1322



TÜV Rheinland Taiwan Ltd.
No. 458-18, Sec. 2, Fenliao, Linkou Dist., New Taipei City 244, Taiwan(R.O.C.)
Tel: +886-2172-1000 Fax: +886-2172-1322



Peak	Freq (MHz)	Level (dBuV/m)	Read Level (dBuV)	Level Factor (dB/m)	Limit Line (dBuV/m)	Over Limit (dB)	APos (cm)	TPos (deg)	Remark	Pol/Phase	Note
1	5690.00	54.52	11.31	43.21	68.20	-13.68	276	360	Peak	Horizontal	
2	5675.50	53.84	10.68	43.16	87.11	-33.27	276	360	Peak	Horizontal	
3	5720.00	58.99	15.63	43.36	110.80	-51.81	276	360	Peak	Horizontal	
4	5724.00	71.46	28.11	43.35	119.92	-48.46	276	360	Peak	Horizontal	
5	5745.00	106.49	63.16	43.33	122.20	-15.71	276	360	Peak	Horizontal	
6	5851.00	53.76	10.25	43.51	119.92	-66.16	276	360	Peak	Horizontal	
7	5870.50	53.82	10.19	43.63	106.46	-52.64	276	360	Peak	Horizontal	
8	5918.00	54.39	10.51	43.88	79.27	-24.88	276	360	Peak	Horizontal	
9	5957.50	55.33	11.24	44.09	68.20	-12.87	276	360	Peak	Horizontal	

Peak	Freq (MHz)	Level (dBuV/m)	Read Level (dBuV)	Level Factor (dB/m)	Limit Line (dBuV/m)	Over Limit (dB)	APos (cm)	TPos (deg)	Remark	Pol/Phase	Note
1	5690.00	54.17	10.97	43.20	68.20	-14.03	311	267	Peak	Vertical	
2	5681.00	53.84	10.62	43.22	91.18	-37.34	311	267	Peak	Vertical	
3	5720.00	57.07	13.71	43.36	110.80	-53.73	311	267	Peak	Vertical	
4	5724.00	68.77	25.42	43.35	119.92	-51.15	311	267	Peak	Vertical	
5	5745.00	102.02	58.69	43.33	122.20	-20.18	311	267	Peak	Vertical	
6	5851.00	53.81	10.30	43.51	119.92	-66.11	311	267	Peak	Vertical	
7	5871.00	53.93	10.29	43.64	106.32	-52.39	311	267	Peak	Vertical	
8	5878.00	55.85	12.16	43.69	102.97	-47.12	311	267	Peak	Vertical	
9	5997.00	56.30	12.10	44.20	68.20	-11.90	311	267	Peak	Vertical	

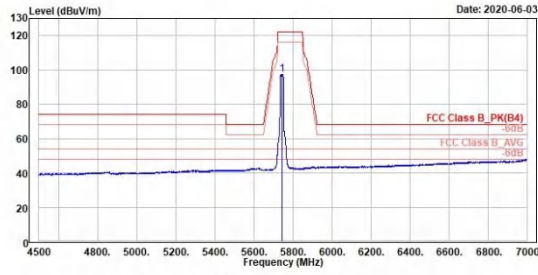
802.11n HT20

CH 149 (Horizontal) Average

CH 149 (Vertical) Average



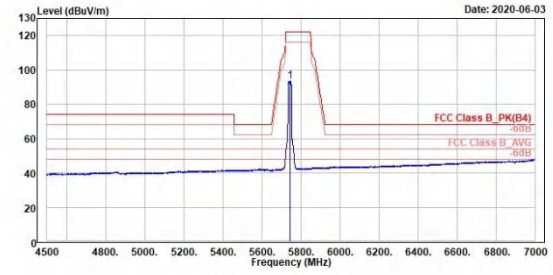
TUV Rheinland Taiwan Ltd.
No. 458-18, Sec 2, Fenliao, Linkou Dist., New Taipei City 244, Taiwan(R.O.C.)
Tel: +886-2172-1000 Fax: +886-2172-1322



Read	Limit	Over	Apos	TPos	Remark	Pol/Phase	Note
Freq	Level	Level	Line	Limit			
MHz	dBuV/m	dBuV	dB/m	dBuV/m	dB	cm	deg
1 *	5745.00	97.62	54.29	43.33	54.00	43.62	276 360 Average Horizontal



TUV Rheinland Taiwan Ltd.
No. 458-18, Sec 2, Fenliao, Linkou Dist., New Taipei City 244, Taiwan(R.O.C.)
Tel: +886-2172-1000 Fax: +886-2172-1322



Read	Limit	Over	Apos	TPos	Remark	Pol/Phase	Note
Freq	Level	Level	Line	Limit			
MHz	dBuV/m	dBuV	dB/m	dBuV/m	dB	cm	deg
1 *	5745.00	93.61	50.28	43.33	54.00	39.61	311 267 Average Vertical

802.11n HT20

CH 157 (Horizontal) Peak

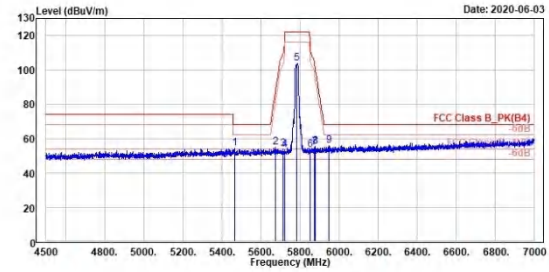
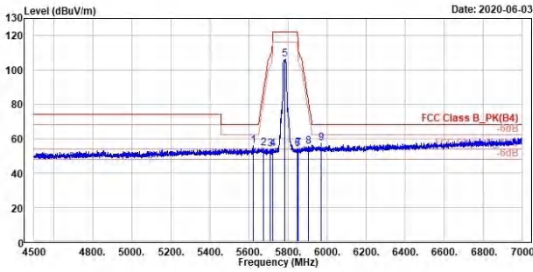
CH 157 (Vertical) Peak



TÜV Rheinland Taiwan Ltd.
No. 458-18, Sec. 2, Fenliao, Linkou Dist., New Taipei City 244, Taiwan(R.O.C.)
Tel: +886-2172-1000 Fax: +886-2172-1322



TÜV Rheinland Taiwan Ltd.
No. 458-18, Sec. 2, Fenliao, Linkou Dist., New Taipei City 244, Taiwan(R.O.C.)
Tel: +886-2172-1000 Fax: +886-2172-1322



Peak	Freq (MHz)	Level (dBuV/m)	Read Level (dBuV)	Level Factor (dB/m)	Limit (dBuV/m)	Over Limit (dB)	APos (cm)	TPos (deg)	Remark	Pol/Phase	Note
1	5625.50	55.97	12.89	43.08	68.20	-12.23	300	356	Peak	Horizontal	
2	5677.50	54.58	11.40	43.18	68.59	-34.01	300	356	Peak	Horizontal	
3	5710.50	53.86	10.49	43.37	108.14	-54.28	300	356	Peak	Horizontal	
4	5724.50	53.97	10.62	43.35	121.06	-67.09	300	356	Peak	Horizontal	
5	5785.00	106.15	62.73	43.42	122.20	-16.05	300	356	Peak	Horizontal	
6	5856.50	53.69	10.19	43.50	121.06	-67.37	300	356	Peak	Horizontal	
7	5856.50	54.56	11.02	43.54	110.38	-55.82	300	356	Peak	Horizontal	
8	5905.00	55.46	11.60	43.86	82.96	-27.50	300	356	Peak	Horizontal	
9	5973.00	57.28	13.14	44.14	68.20	-10.92	300	356	Peak	Horizontal	

Peak	Freq (MHz)	Level (dBuV/m)	Read Level (dBuV)	Level Factor (dB/m)	Limit (dBuV/m)	Over Limit (dB)	APos (cm)	TPos (deg)	Remark	Pol/Phase	Note
1	5467.00	54.27	11.14	43.13	68.20	-13.93	288	260	Peak	Vertical	
2	5675.00	54.76	11.60	43.16	66.74	-31.98	288	260	Peak	Vertical	
3	5717.00	54.09	10.73	43.36	109.96	-55.87	288	260	Peak	Vertical	
4	5722.50	53.38	10.02	43.36	116.50	-63.12	288	260	Peak	Vertical	
5	5785.00	103.66	60.24	43.42	122.20	-18.54	288	260	Peak	Vertical	
6	5854.50	53.53	10.00	43.53	111.94	-58.41	288	260	Peak	Vertical	
7	5875.00	54.67	11.01	43.66	105.20	-50.53	288	260	Peak	Vertical	
8	5880.00	55.25	11.55	43.70	101.49	-46.24	288	260	Peak	Vertical	
9	5951.00	55.93	11.86	44.07	68.20	-12.27	288	260	Peak	Vertical	

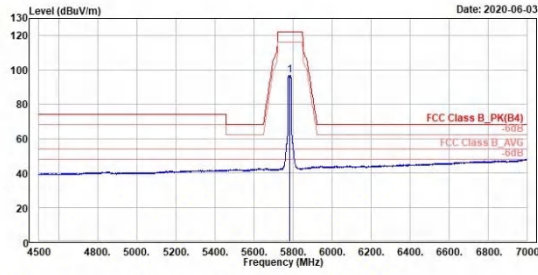
802.11n HT20

CH 157 (Horizontal) Average

CH 157 (Vertical) Average



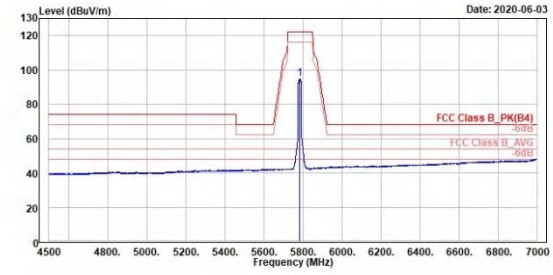
TUV Rheinland Taiwan Ltd.
No. 458-18, Sec 2, Fenliao, Linkou Dist., New Taipei City 244, Taiwan(R.O.C.)
Tel: +886-2172-1000 Fax: +886-2172-1322



1 *	5785.00	96.84	53.42	43.42	54.00	42.84	300	356	Average	Horizontal
Read Level	Level Factor	Limit Line	Over Limit	APos	TPos	Remark	Pol/Phase	Note		
MHz	dBuV/m	dBuV	dB/m	dBuV/m	dB	cm	deg			



TUV Rheinland Taiwan Ltd.
No. 458-18, Sec 2, Fenliao, Linkou Dist., New Taipei City 244, Taiwan(R.O.C.)
Tel: +886-2172-1000 Fax: +886-2172-1322



1 *	5785.00	94.67	51.25	43.42	54.00	40.67	288	260	Average	Vertical
Read Level	Level Factor	Limit Line	Over Limit	APos	TPos	Remark	Pol/Phase	Note		
MHz	dBuV/m	dBuV	dB/m	dBuV/m	dB	cm	deg			

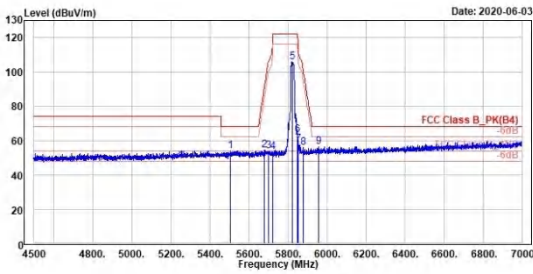
802.11n HT20

CH 165 (Horizontal) Peak

CH 165 (Vertical) Peak



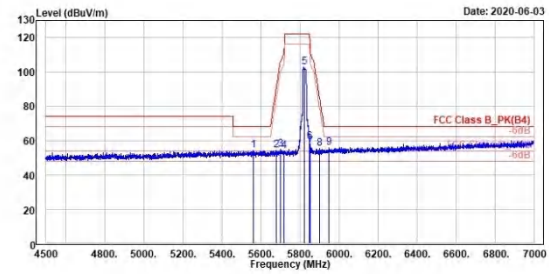
TÜV Rheinland Taiwan Ltd.
No. 458-18, Sec. 2, Fenliao, Linkou Dist., New Taipei City 244, Taiwan(R.O.C.)
Tel: +886-2172-1000 Fax: +886-2172-1322



Peak	Freq (MHz)	Level (dBuV/m)	Read Level (dBuV)	Level Factor (dB/m)	Limit Line (dBuV/m)	Over Limit (dB)	APos (cm)	TPos (deg)	Remark	Pol/Phase	Note
1	5587.00	53.83	18.62	43.21	68.20	-14.37	296	356	Peak	Horizontal	
2	5679.50	54.40	11.19	43.21	90.87	-35.67	296	356	Peak	Horizontal	
3	5783.00	53.94	10.57	43.37	106.84	-52.10	296	356	Peak	Horizontal	
4	5723.00	53.32	9.97	43.35	117.64	-64.32	296	356	Peak	Horizontal	
5	5825.00	106.01	62.53	43.48	122.20	-16.19	296	356	Peak	Horizontal	
6	5851.00	83.10	19.59	43.51	119.92	-36.82	296	356	Peak	Horizontal	
7	5855.00	57.77	14.24	43.53	110.80	-53.83	296	356	Peak	Horizontal	
8	5880.00	55.91	12.21	43.70	101.49	-45.58	296	356	Peak	Horizontal	
9	5958.00	56.47	12.37	44.10	68.20	-11.73	296	356	Peak	Horizontal	



TÜV Rheinland Taiwan Ltd.
No. 458-18, Sec. 2, Fenliao, Linkou Dist., New Taipei City 244, Taiwan(R.O.C.)
Tel: +886-2172-1000 Fax: +886-2172-1322



Peak	Freq (MHz)	Level (dBuV/m)	Read Level (dBuV)	Level Factor (dB/m)	Limit Line (dBuV/m)	Over Limit (dB)	APos (cm)	TPos (deg)	Remark	Pol/Phase	Note
1	5582.00	54.52	11.42	43.10	68.20	-13.68	299	259	Peak	Vertical	
2	5680.00	54.13	10.92	43.21	90.44	-36.31	299	259	Peak	Vertical	
3	5701.50	54.79	11.41	43.38	105.62	-50.83	299	259	Peak	Vertical	
4	5720.00	54.03	10.67	43.36	110.80	-56.77	299	259	Peak	Vertical	
5	5825.00	102.84	59.36	43.48	122.20	-19.36	299	259	Peak	Vertical	
6	5851.50	59.39	15.88	43.51	118.78	-59.39	299	259	Peak	Vertical	
7	5855.00	56.22	12.69	43.53	110.80	-54.58	299	259	Peak	Vertical	
8	5902.00	55.20	11.35	43.85	85.18	-29.98	299	259	Peak	Vertical	
9	5952.00	55.63	11.56	44.07	68.20	-12.57	299	259	Peak	Vertical	

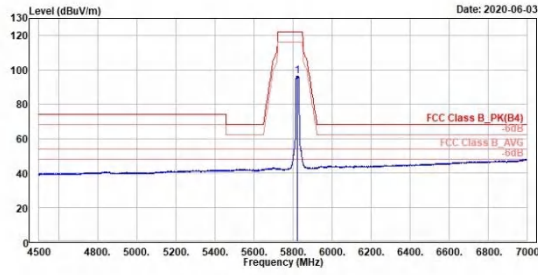
802.11n HT20

CH 165 (Horizontal) Average

CH 165 (Vertical) Average



TUV Rheinland Taiwan Ltd.
No. 458-18, Sec 2, Fenliao, Linkou Dist., New Taipei City 244, Taiwan(R.O.C.)
Tel: +886-2172-1000 Fax: +886-2172-1322

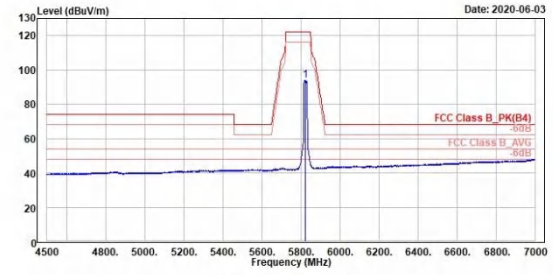


Date: 2020-06-03

1 *	Freq	Level	Read	Limit	Over	Apos	TPos	Remark	Pol/Phase	Note
	MHz	dBuV/m	dBuV	dB/m	dBuV/m	dB	cm	deg		
1 *	5825.00	96.43	52.95	43.48	54.00	42.43	296	356	Average	Horizontal



TUV Rheinland Taiwan Ltd.
No. 458-18, Sec 2, Fenliao, Linkou Dist., New Taipei City 244, Taiwan(R.O.C.)
Tel: +886-2172-1000 Fax: +886-2172-1322



Date: 2020-06-03

1 *	Freq	Level	Read	Limit	Over	Apos	TPos	Remark	Pol/Phase	Note
	MHz	dBuV/m	dBuV	dB/m	dBuV/m	dB	cm	deg		
1 *	5825.00	94.02	50.54	43.48	54.00	40.02	299	259	Average	Vertical

Spurious Emissions, Tx Mode, 1GHz ~ 40GHz

U-NII-1

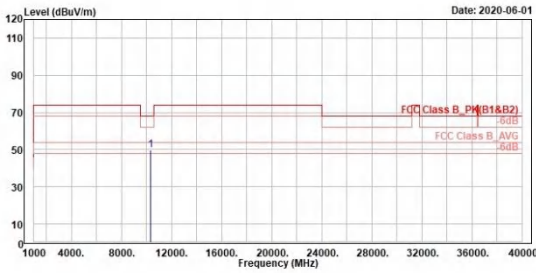
802.11a

CH 36 (Horizontal)

CH 36 (Vertical)



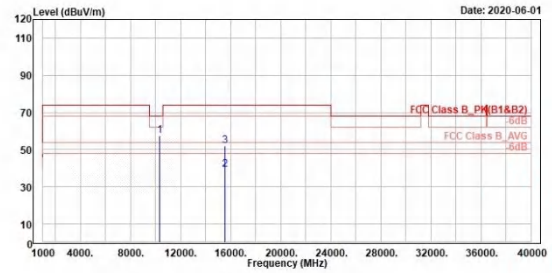
TUV Rheinland Taiwan Ltd.
No. 458-18, Sec 2, Fenliao, Linkou Dist., New Taipei City 244, Taiwan(R.O.C.)
Tel: +886-2172-1000 Fax: +886-2172-1322



Freq	Level	Read	Limit	Over	APos	TPos	Remark	Pol/Phase	Note
MHz	dBuV/m	dBuV	dB/m	dBuV/m	dB	cm	deg		
1 10360.00	49.64	53.45	-3.81	68.20	-18.56	100	294 Peak	horizontal	



TUV Rheinland Taiwan Ltd.
No. 458-18, Sec 2, Fenliao, Linkou Dist., New Taipei City 244, Taiwan(R.O.C.)
Tel: +886-2172-1000 Fax: +886-2172-1322



Freq	Level	Read	Limit	Over	APos	TPos	Remark	Pol/Phase	Note
MHz	dBuV/m	dBuV	dB/m	dBuV/m	dB	cm	deg		
1 10360.00	57.63	61.44	-3.81	68.20	-10.57	400	252 Peak	vertical	
2 15540.00	39.38	36.05	3.33	54.00	-14.62	365	228 Average	vertical	
3 15540.00	51.91	48.58	3.33	74.00	-22.09	365	228 Peak	vertical	

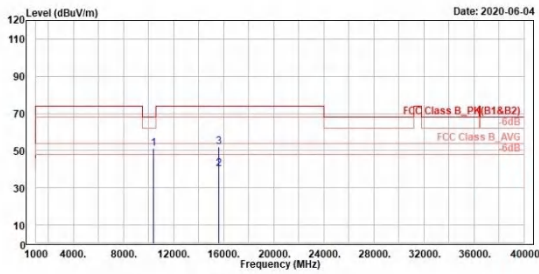
802.11a

CH 40 (Horizontal)

CH 40 (Vertical)



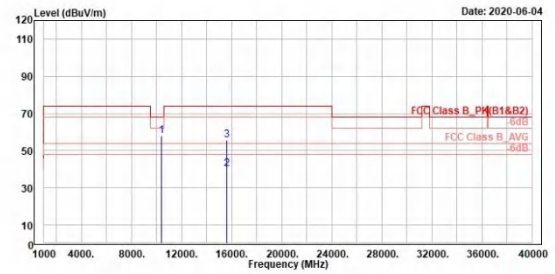
TUV Rheinland Taiwan Ltd.
No. 458-18, Sec 2, Fenliao, Linkou Dist., New Taipei City 244, Taiwan(R.O.C.)
Tel: +886-2172-1000 Fax: +886-2172-1322



Read	Limit	Over	APos	TPos	Remark	Pol/Phase	Note	
Freq	Level	Level	Factor	Line	Limit			
MHz	dBuV/m	dBuV	dB/m	dBuV/m	dB	cm	deg	
1	10400.00	51.24	54.96	-3.72	68.20	-16.96	300	71 Peak horizontal
2	15600.00	40.12	36.70	3.42	54.00	-13.88	400	27 Average horizontal
3	15600.00	52.14	48.72	3.42	74.00	-21.86	400	27 Peak horizontal



TUV Rheinland Taiwan Ltd.
No. 458-18, Sec 2, Fenliao, Linkou Dist., New Taipei City 244, Taiwan(R.O.C.)
Tel: +886-2172-1000 Fax: +886-2172-1322



Read	Limit	Over	APos	TPos	Remark	Pol/Phase	Note	
Freq	Level	Level	Factor	Line	Limit			
MHz	dBuV/m	dBuV	dB/m	dBuV/m	dB	cm	deg	
1	10400.00	58.03	61.75	-3.72	68.20	-10.17	300	228 Peak vertical
2	15600.00	40.18	36.76	3.42	54.00	-13.82	383	231 Average vertical
3	15600.00	55.65	52.23	3.42	74.00	-18.35	383	231 Peak vertical

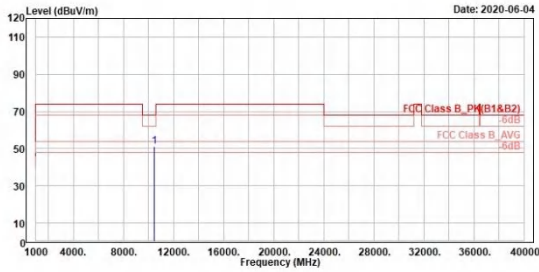
802.11a

CH 48 (Horizontal)

CH 48 (Vertical)



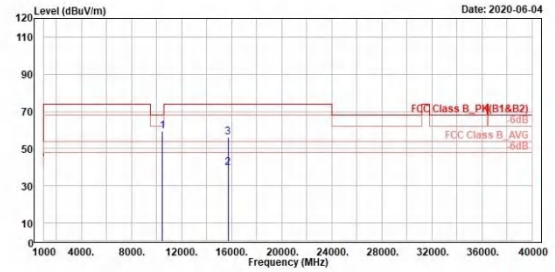
TÜV Rheinland Taiwan Ltd.
No. 458-18, Sec 2, Fenliao, Linkou Dist., New Taipei City 244, Taiwan(R.O.C.)
Tel: +886-2172-1000 Fax: +886-2172-1322



Read	Level	Factor	Limit	Over	Apos	TPos	Remark	Pol/Phase	Note
Freq	Level		Line	Limit					
MHz	dBuV/m	dBuV	dB/m	dBuV/m	dB	cm	deg		
1	10480.00	58.93	54.57	-3.64	68.20	-17.27	300	131 Peak	horizontal



TÜV Rheinland Taiwan Ltd.
No. 458-18, Sec 2, Fenliao, Linkou Dist., New Taipei City 244, Taiwan(R.O.C.)
Tel: +886-2172-1000 Fax: +886-2172-1322



Read	Level	Factor	Limit	Over	Apos	TPos	Remark	Pol/Phase	Note
Freq	Level		Line	Limit					
MHz	dBuV/m	dBuV	dB/m	dBuV/m	dB	cm	deg		
1	10480.00	59.48	63.04	-3.64	68.20	-8.00	378	228 Peak	vertical
2	15720.00	59.73	36.09	3.64	54.00	-14.27	390	238 Average	vertical
3	15720.00	55.90	52.26	3.64	74.00	-18.10	390	238 Peak	vertical

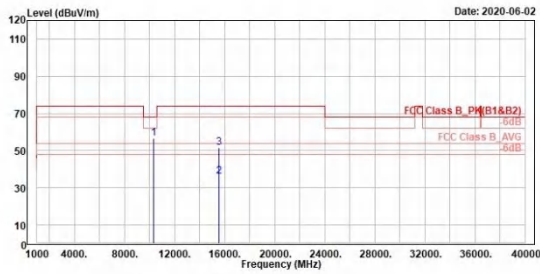
802.11n HT20

CH 36 (Horizontal)

CH 36 (Vertical)



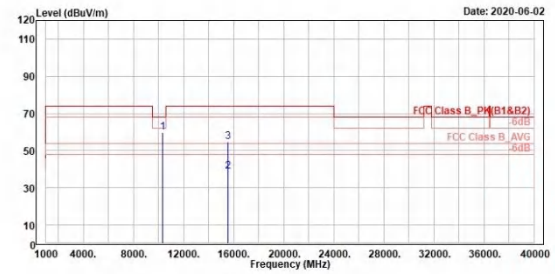
TUV Rheinland Taiwan Ltd.
No. 458-18, Sec 2, Fenliao, Linkou Dist., New Taipei City 244, Taiwan(R.O.C.)
Tel: +886-2172-1000 Fax: +886-2172-1322



	Read	Limit	Over	APos	TPos	Remark	Pol/Phase	Note
Freq	Level	Level	Factor	Line	Limit			
MHz	dBuV/m	dBuV	dB/m	dBuV/m	dB	cm	deg	
1	10360.00	56.00	60.61	-3.81	60.20	-11.40	312	129 Peak horizontal
2	15540.00	35.98	32.65	3.33	54.00	-18.02	100	114 Average horizontal
3	15540.00	51.36	48.03	3.33	74.00	-22.64	100	114 Peak horizontal



TUV Rheinland Taiwan Ltd.
No. 458-18, Sec 2, Fenliao, Linkou Dist., New Taipei City 244, Taiwan(R.O.C.)
Tel: +886-2172-1000 Fax: +886-2172-1322



	Read	Limit	Over	APos	TPos	Remark	Pol/Phase	Note
Freq	Level	Level	Factor	Line	Limit			
MHz	dBuV/m	dBuV	dB/m	dBuV/m	dB	cm	deg	
1	10360.00	59.63	63.44	-3.81	60.20	-8.57	101	136 Peak vertical
2	15540.00	38.56	35.23	3.33	54.00	-15.44	330	333 Average vertical
3	15540.00	54.94	51.61	3.33	74.00	-19.06	330	333 Peak vertical

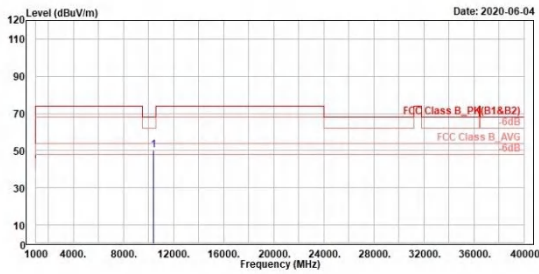
802.11n HT20

CH 40 (Horizontal)

CH 40 (Vertical)



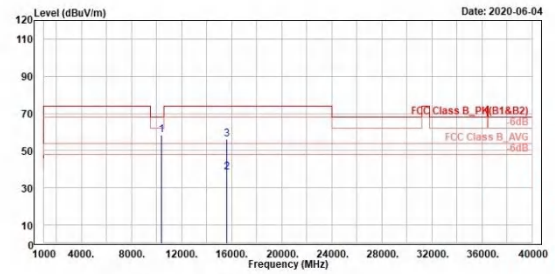
TÜV Rheinland Taiwan Ltd.
No. 458-18, Sec 2, Fenliao, Linkou Dist., New Taipei City 244, Taiwan(R.O.C.)
Tel: +886-2172-1000 Fax: +886-2172-1322



Read	Limit	Over	APos	TPos	Remark	Pol/Phase	Note		
Freq	Level	Level	Factor	Line	Limit				
MHz	dBuV/m	dBuV	dB/m	dBuV/m	dB	cm	deg		
1	10400.00	58.39	54.11	-3.72	68.20	-17.81	203	12 Peak	horizontal



TÜV Rheinland Taiwan Ltd.
No. 458-18, Sec 2, Fenliao, Linkou Dist., New Taipei City 244, Taiwan(R.O.C.)
Tel: +886-2172-1000 Fax: +886-2172-1322



Read	Limit	Over	APos	TPos	Remark	Pol/Phase	Note		
Freq	Level	Level	Factor	Line	Limit				
MHz	dBuV/m	dBuV	dB/m	dBuV/m	dB	cm	deg		
1	10400.00	58.25	61.97	-3.72	68.20	-9.95	398	228 Peak	vertical
2	15600.00	38.50	35.08	3.42	54.00	-15.50	328	233 Average	vertical
3	15600.00	56.06	52.64	3.42	74.00	-17.94	328	233 Peak	vertical

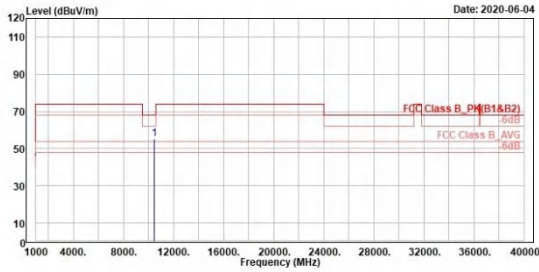
802.11n HT20

CH 48 (Horizontal)

CH 48 (Vertical)



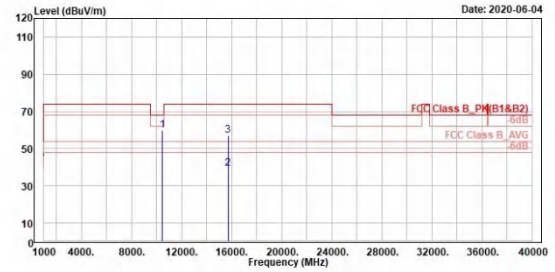
TUV Rheinland Taiwan Ltd.
No. 458-18, Sec 2, Fenliao, Linkou Dist., New Taipei City 244, Taiwan(R.O.C.)
Tel: +886-2172-1000 Fax: +886-2172-1322



Read	Limit	Over	APos	TPos	Remark	Pol/Phase	Note		
Freq	Level	Level	Factor	Line	Limit				
MHz	dBuV/m	dBuV	dB/m	dBuV/m	dB	cm	deg		
1	10480.00	55.06	58.70	-3.64	68.20	-13.14	299	113 Peak	horizontal



TUV Rheinland Taiwan Ltd.
No. 458-18, Sec 2, Fenliao, Linkou Dist., New Taipei City 244, Taiwan(R.O.C.)
Tel: +886-2172-1000 Fax: +886-2172-1322



Read	Limit	Over	APos	TPos	Remark	Pol/Phase	Note		
Freq	Level	Level	Factor	Line	Limit				
MHz	dBuV/m	dBuV	dB/m	dBuV/m	dB	cm	deg		
1	10480.00	59.06	63.00	-3.64	68.20	-9.24	379	230 Peak	vertical
2	15720.00	39.33	35.69	3.64	54.00	-14.67	399	240 Average	vertical
3	15720.00	57.19	53.55	3.64	74.00	-16.81	399	240 Peak	vertical

U-NII-2A

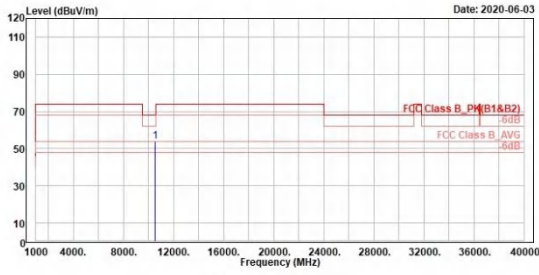
802.11a

CH 52 (Horizontal)

CH 52 (Vertical)



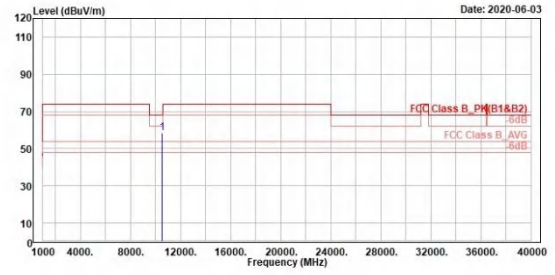
TUV Rheinland Taiwan Ltd.
No. 458-18, Sec. 2, Fenliao, Linkou Dist., New Taipei City 244, Taiwan(R.O.C.)
Tel: +886-2172-1000 Fax: +886-2172-1322



1	10520.00	53.88	57.44	-3.56	68.20	-14.32	334	229	Peak	horizontal
---	----------	-------	-------	-------	-------	--------	-----	-----	------	------------



TUV Rheinland Taiwan Ltd.
No. 458-18, Sec. 2, Fenliao, Linkou Dist., New Taipei City 244, Taiwan(R.O.C.)
Tel: +886-2172-1000 Fax: +886-2172-1322



1	10520.00	58.39	61.95	-3.56	68.20	-9.81	387	226	Peak	vertical
---	----------	-------	-------	-------	-------	-------	-----	-----	------	----------

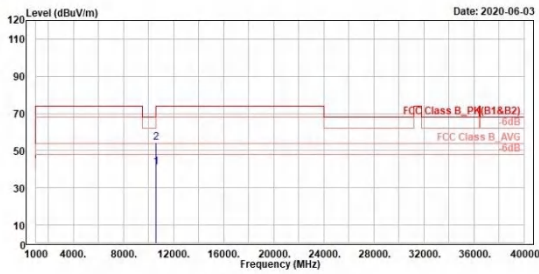
802.11a

CH 60 (Horizontal)

CH 60 (Vertical)



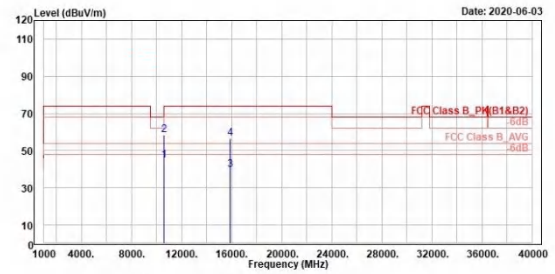
TÜV Rheinland Taiwan Ltd.
No. 458-18, Sec 2, Fenliao, Linkou Dist., New Taipei City 244, Taiwan(R.O.C.)
Tel: +886-2172-1000 Fax: +886-2172-1322



Read	Limit	Over	APos	TPos	Remark	Pol/Phase	Note	
Freq	Level	Level	Factor	Line	Limit			
MHz	dBuV/m	dBuV	dB/m	dBuV/m	dB	cm	deg	
1	10690.00	41.12	44.42	-3.30	54.00	-12.88	400	95 Average horizontal
2	10690.00	54.41	57.71	-3.30	74.00	-19.59	400	95 Peak horizontal



TÜV Rheinland Taiwan Ltd.
No. 458-18, Sec 2, Fenliao, Linkou Dist., New Taipei City 244, Taiwan(R.O.C.)
Tel: +886-2172-1000 Fax: +886-2172-1322



Read	Limit	Over	APos	TPos	Remark	Pol/Phase	Note	
Freq	Level	Level	Factor	Line	Limit			
MHz	dBuV/m	dBuV	dB/m	dBuV/m	dB	cm	deg	
1	10690.00	44.67	47.97	-3.30	54.00	-9.33	400	251 Average vertical
2	10690.00	58.50	61.80	-3.30	74.00	-15.50	400	251 Peak vertical
3	15900.00	39.74	35.72	4.02	54.00	-14.26	372	240 Average vertical
4	15900.00	56.36	52.34	4.02	74.00	-17.64	372	240 Peak vertical

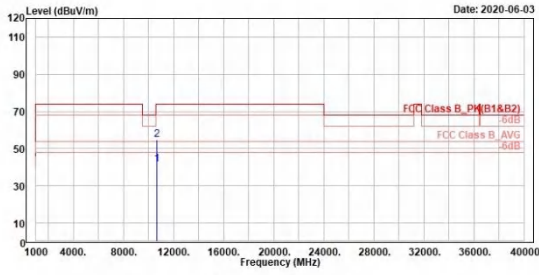
802.11a

CH 64 (Horizontal)

CH 64 (Vertical)



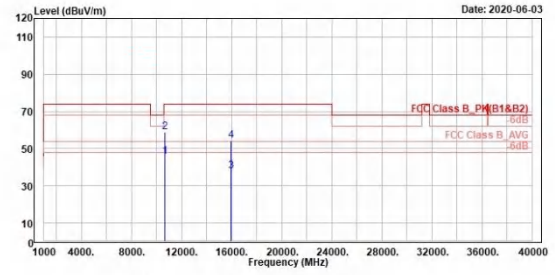
TUV Rheinland Taiwan Ltd.
No. 458-18, Sec 2, Fenliao, Linkou Dist., New Taipei City 244, Taiwan(R.O.C.)
Tel: +886-2172-1000 Fax: +886-2172-1322



	Read	Limit	Over	APos	TPos	Remark	Pol/Phase	Note
Freq	Level	Line	Line					
MHz	dBuV/m	dBuV	dB/m	dBuV/m	dB	cm	deg	
1	10640.00	41.65	44.86	-3.21	54.00	-12.35	266	284 Average horizontal
2	10640.00	54.93	58.14	-3.21	74.00	-19.07	266	284 Peak horizontal



TUV Rheinland Taiwan Ltd.
No. 458-18, Sec 2, Fenliao, Linkou Dist., New Taipei City 244, Taiwan(R.O.C.)
Tel: +886-2172-1000 Fax: +886-2172-1322



	Read	Limit	Over	APos	TPos	Remark	Pol/Phase	Note
Freq	Level	Line	Line					
MHz	dBuV/m	dBuV	dB/m	dBuV/m	dB	cm	deg	
1	10640.00	45.84	49.05	-3.21	54.00	-8.16	375	227 Average vertical
2	10640.00	59.03	62.24	-3.21	74.00	-14.97	375	227 Peak vertical
3	15960.00	38.05	34.06	3.99	54.00	-15.95	400	243 Average vertical
4	15960.00	54.43	50.44	3.99	74.00	-19.57	400	243 Peak vertical

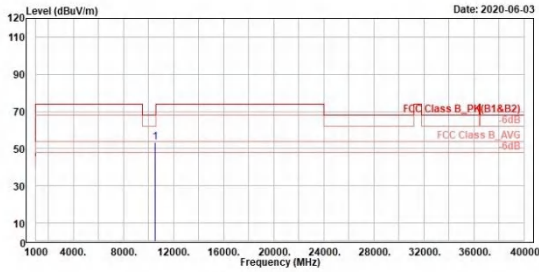
802.11n HT20

CH 52 (Horizontal)

CH 52 (Vertical)



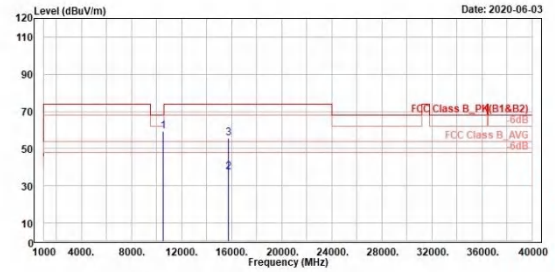
TÜV Rheinland Taiwan Ltd.
No. 458-18, Sec 2, Fenliao, Linkou Dist., New Taipei City 244, Taiwan(R.O.C.)
Tel: +886-2172-1000 Fax: +886-2172-1322



Read	Limit	Over	APos	TPos	Remark	Pol/Phase	Note
Freq	Level	Level	Factor	Line	Limit		
MHz	dBuV/m	dBuV	dB/m	dBuV/m	dB	cm	deg
1	10520.00	53.54	57.10	-3.56	68.20	-14.66	290 284 Peak horizontal



TÜV Rheinland Taiwan Ltd.
No. 458-18, Sec 2, Fenliao, Linkou Dist., New Taipei City 244, Taiwan(R.O.C.)
Tel: +886-2172-1000 Fax: +886-2172-1322



Read	Limit	Over	APos	TPos	Remark	Pol/Phase	Note
Freq	Level	Level	Factor	Line	Limit		
MHz	dBuV/m	dBuV	dB/m	dBuV/m	dB	cm	deg
1	10520.00	59.16	62.72	-3.56	68.20	-9.04	387 226 Peak vertical
2	15780.00	37.19	33.59	3.60	54.00	-16.81	300 232 Average vertical
3	15780.00	55.47	51.87	3.60	74.00	-18.53	300 232 Peak vertical

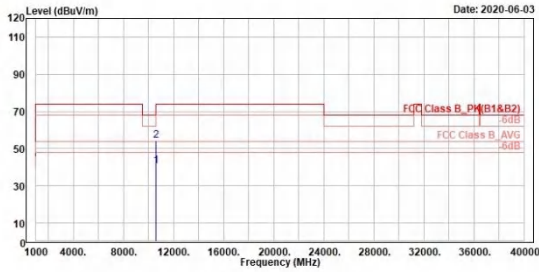
802.11n HT20

CH 60 (Horizontal)

CH 60 (Vertical)



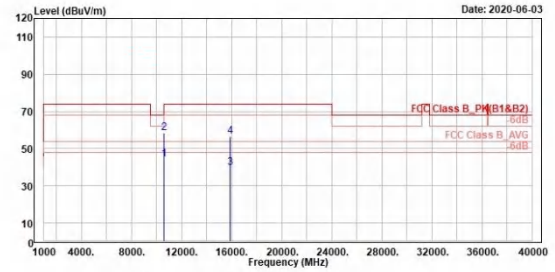
TUV Rheinland Taiwan Ltd.
No. 458-18, Sec 2, Fenliao, Linkou Dist., New Taipei City 244, Taiwan(R.O.C.)
Tel: +886-2172-1000 Fax: +886-2172-1322



Read	Limit	Over	APos	TPos	Remark	Pol/Phase	Note				
Freq	Level	Level	Factor	Line	Limit						
MHz	dBuV/m	dBuV	dB/m	dBuV/m	dB	cm	deg				
1	10690.00	48.47	43.77	-3.30	54.00	-13.53	400	95	Average	horizontal	
2	10690.00	54.51	57.01	-3.30	74.00	-19.49	400	95	Peak	horizontal	



TUV Rheinland Taiwan Ltd.
No. 458-18, Sec 2, Fenliao, Linkou Dist., New Taipei City 244, Taiwan(R.O.C.)
Tel: +886-2172-1000 Fax: +886-2172-1322



Read	Limit	Over	APos	TPos	Remark	Pol/Phase	Note				
Freq	Level	Level	Factor	Line	Limit						
MHz	dBuV/m	dBuV	dB/m	dBuV/m	dB	cm	deg				
1	10690.00	44.32	47.62	-3.30	54.00	-9.68	264	245	Average	vertical	
2	10690.00	58.34	61.64	-3.30	74.00	-15.66	264	245	Peak	vertical	
3	15900.00	39.57	35.55	4.02	54.00	-14.43	392	231	Average	vertical	
4	15900.00	56.47	52.45	4.02	74.00	-17.53	392	231	Peak	vertical	

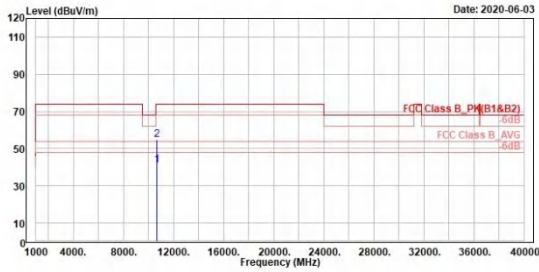
802.11n HT20

CH 64 (Horizontal)

CH 64 (Vertical)



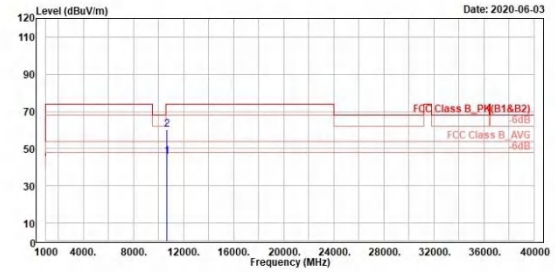
TUV Rheinland Taiwan Ltd.
No. 458-18, Sec 2, Fenliao, Linkou Dist., New Taipei City 244, Taiwan(R.O.C.)
Tel: +886-2172-1000 Fax: +886-2172-1322



	Freq MHz	Level dBuV/m	Read		Limit		APos cm	TPos deg	Remark	Pol/Phase	Note
			Level dBuV	Factor dB/m	Line dBuV/m	Over Limit dB					
1	10640.00	41.24	44.45	-3.21	54.00	-12.76	326	114	Average	horizontal	
2	10640.00	54.86	58.07	-3.21	74.00	-19.14	326	114	Peak	horizontal	



TUV Rheinland Taiwan Ltd.
No. 458-18, Sec 2, Fenliao, Linkou Dist., New Taipei City 244, Taiwan(R.O.C.)
Tel: +886-2172-1000 Fax: +886-2172-1322



	Freq MHz	Level dBuV/m	Read		Limit		APos cm	TPos deg	Remark	Pol/Phase	Note
			Level dBuV	Factor dB/m	Line dBuV/m	Over Limit dB					
1	10640.00	45.77	48.98	-3.21	54.00	-8.23	388	226	Average	vertical	
2	10640.00	60.16	63.37	-3.21	74.00	-13.84	388	226	Peak	vertical	

U-NII-2C

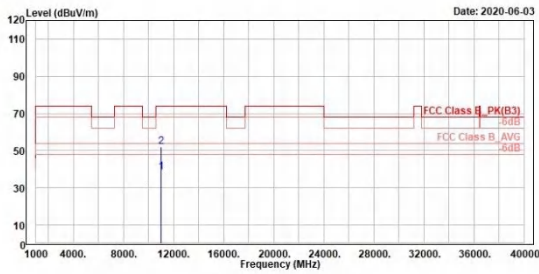
802.11a

CH 100 (Horizontal)

CH 100 (Vertical)



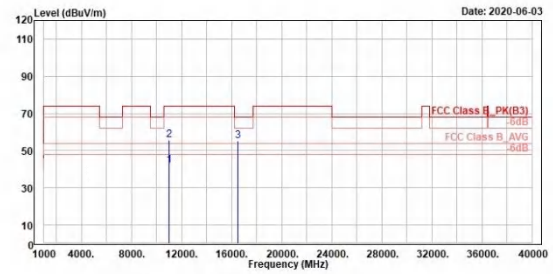
TUV Rheinland Taiwan Ltd.
No. 458-18, Sec 2, Fenliao, Linkou Dist., New Taipei City 244, Taiwan(R.O.C.)
Tel: +886-2172-1000 Fax: +886-2172-1322



	Freq	Level	Read		Limit		APos	TPos	Remark	Pol/Phase	Note
			Level	Factor	Line	Limit					
	MHz	dBuV/m	dBuV	dB/m	dBuV/m	dB	cm	deg			
1	11000.00	38.34	41.15	-2.81	54.00	-15.66	261	282	Average	horizontal	
2	11000.00	51.79	54.60	-2.81	74.00	-22.21	261	282	Peak	horizontal	



TUV Rheinland Taiwan Ltd.
No. 458-18, Sec 2, Fenliao, Linkou Dist., New Taipei City 244, Taiwan(R.O.C.)
Tel: +886-2172-1000 Fax: +886-2172-1322



	Freq	Level	Read		Limit		APos	TPos	Remark	Pol/Phase	Note
			Level	Factor	Line	Limit					
	MHz	dBuV/m	dBuV	dB/m	dBuV/m	dB	cm	deg			
1	11000.00	42.11	44.92	-2.81	54.00	-11.09	228	323	Average	vertical	
2	11000.00	55.81	58.62	-2.81	74.00	-18.19	228	323	Peak	vertical	
3	16500.00	55.30	49.86	5.44	68.20	-12.90	322	346	Peak	vertical	

802.11a

CH 116 (Horizontal)

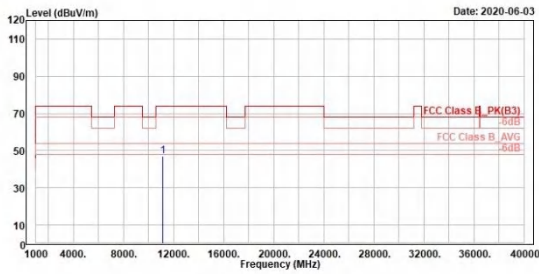
CH 116 (Vertical)



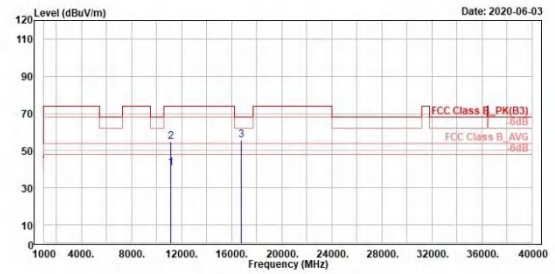
TÜV Rheinland Taiwan Ltd.
No. 458-18, Sec 2, Fenliao, Linkou Dist., New Taipei City 244, Taiwan(R.O.C.)
Tel: +886-2172-1000 Fax: +886-2172-1322



TÜV Rheinland Taiwan Ltd.
No. 458-18, Sec 2, Fenliao, Linkou Dist., New Taipei City 244, Taiwan(R.O.C.)
Tel: +886-2172-1000 Fax: +886-2172-1322



Read	Limit	Over	APos	TPos	Remark	Pol/Phase	Note		
Freq	Level	Level	Factor	Line	Limit				
MHz	dBuV/m	dBuV	dB/m	dBuV/m	dB	cm	deg		
1	11160.00	47.20	49.62	-2.42	74.00	-26.80	400	24 Peak	horizontal



Read	Limit	Over	APos	TPos	Remark	Pol/Phase	Note		
Freq	Level	Level	Factor	Line	Limit				
MHz	dBuV/m	dBuV	dB/m	dBuV/m	dB	cm	deg		
1	11160.00	48.41	42.83	-2.42	54.00	-13.59	249	61 Average	vertical
2	11160.00	54.72	57.14	-2.42	74.00	-19.28	249	61 Peak	vertical
3	16740.00	55.76	49.27	6.49	68.20	-12.44	267	16 Peak	vertical

802.11a

CH 140 (Horizontal)

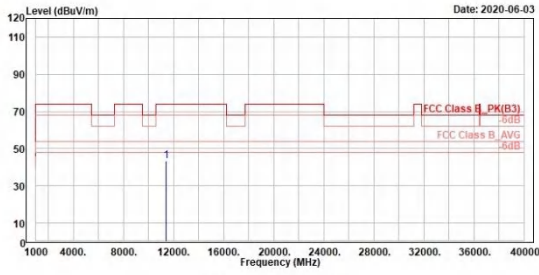
CH 140 (Vertical)



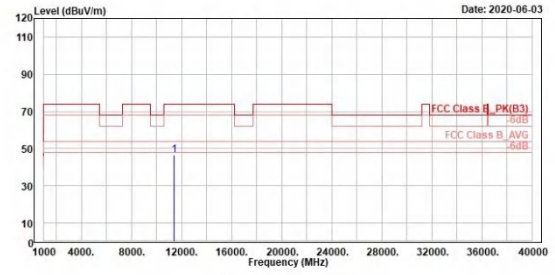
TÜV Rheinland Taiwan Ltd.
No. 458-18, Sec 2, Fenliao, Linkou Dist., New Taipei City 244, Taiwan(R.O.C.)
Tel: +886-2172-1000 Fax: +886-2172-1322



TÜV Rheinland Taiwan Ltd.
No. 458-18, Sec 2, Fenliao, Linkou Dist., New Taipei City 244, Taiwan(R.O.C.)
Tel: +886-2172-1000 Fax: +886-2172-1322



1	Freq	Level	Read	Limit	Over	APos	TPos	Remark	Pol/Phase	Note
	MHz	dBuV/m	dBuV	dB/m	dBuV/m	dB	cm	deg		
1	11400.00	43.35	45.19	-1.84	74.00	-30.65	400	360	Peak	horizontal



1	Freq	Level	Read	Limit	Over	APos	TPos	Remark	Pol/Phase	Note
	MHz	dBuV/m	dBuV	dB/m	dBuV/m	dB	cm	deg		
1	11400.00	46.64	48.48	-1.84	74.00	-27.36	266	234	Peak	vertical

802.11n HT20

CH 100 (Horizontal)

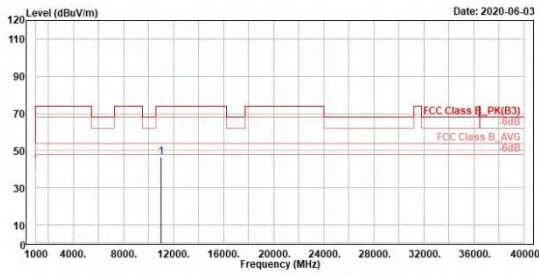
CH 100 (Vertical)



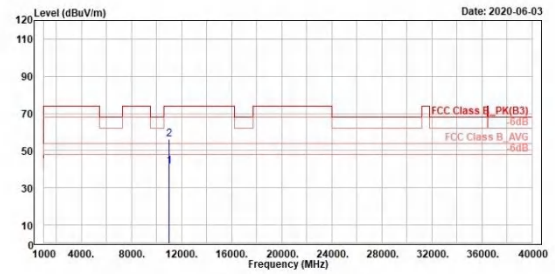
TUV Rheinland Taiwan Ltd.
No. 458-18, Sec 2, Fenliao, Linkou Dist., New Taipei City 244, Taiwan(R.O.C.)
Tel: +886-2172-1000 Fax: +886-2172-1322



TUV Rheinland Taiwan Ltd.
No. 458-18, Sec 2, Fenliao, Linkou Dist., New Taipei City 244, Taiwan(R.O.C.)
Tel: +886-2172-1000 Fax: +886-2172-1322



Freq	Level	Read	Limit	Over	APos	TPos	Remark	Pol/Phase	Note
MHz	dBuV/m	dBuV	dB/m	dBuV/m	dB	cm	deg		
1 11000.00	46.58	49.39	-2.81	74.00	-27.42	300	231 Peak	horizontal	



Freq	Level	Read	Limit	Over	APos	TPos	Remark	Pol/Phase	Note
MHz	dBuV/m	dBuV	dB/m	dBuV/m	dB	cm	deg		
1 11000.00	41.43	44.24	-2.81	54.00	-12.57	371	239 Average	vertical	
2 11000.00	56.30	59.11	-2.81	74.00	-17.70	371	239 Peak	vertical	

802.11n HT20

CH 116 (Horizontal)

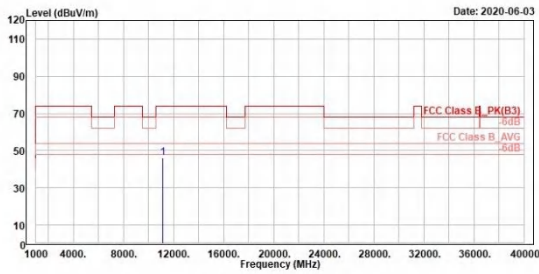
CH 116 (Vertical)



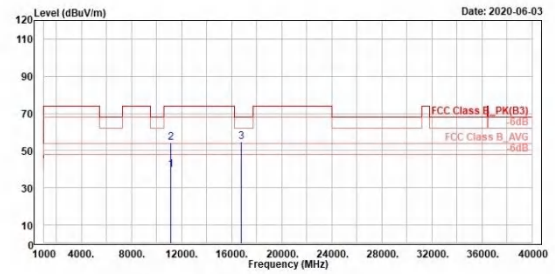
TUV Rheinland Taiwan Ltd.
No. 458-18, Sec 2, Fenliao, Linkou Dist., New Taipei City 244, Taiwan(R.O.C.)
Tel: +886-2172-1000 Fax: +886-2172-1322



TUV Rheinland Taiwan Ltd.
No. 458-18, Sec 2, Fenliao, Linkou Dist., New Taipei City 244, Taiwan(R.O.C.)
Tel: +886-2172-1000 Fax: +886-2172-1322



Read	Limit	Over	APos	TPos	Remark	Pol/Phase	Note		
Freq	Level	Level	Factor	Line	Limit				
MHz	dBuV/m	dBuV	dB/m	dBuV/m	dB	cm	deg		
1	11160.00	45.90	48.32	-2.42	74.00	-28.10	400	360 Peak	horizontal



Read	Limit	Over	APos	TPos	Remark	Pol/Phase	Note		
Freq	Level	Level	Factor	Line	Limit				
MHz	dBuV/m	dBuV	dB/m	dBuV/m	dB	cm	deg		
1	11160.00	39.01	42.33	-2.42	54.00	-14.09	231	326 Average	vertical
2	11160.00	54.36	56.78	-2.42	74.00	-19.64	231	326 Peak	vertical
3	16740.00	54.63	48.14	6.49	68.20	-13.57	101	357 Peak	vertical

802.11n HT20

CH 140 (Horizontal)

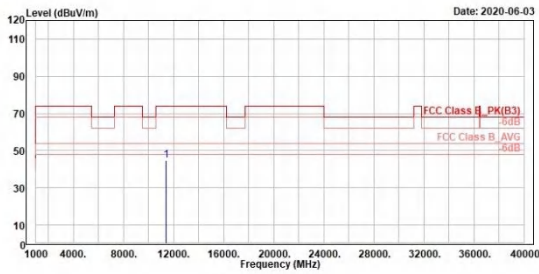
CH 140 (Vertical)



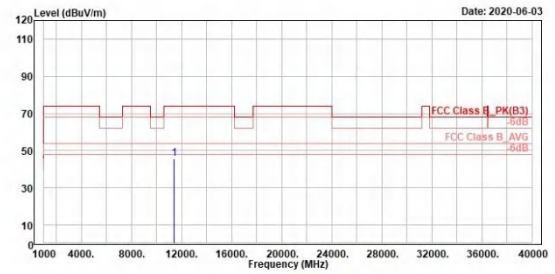
TUV Rheinland Taiwan Ltd.
No. 458-18, Sec 2, Fenliao, Linkou Dist., New Taipei City 244, Taiwan(R.O.C.)
Tel: +886-2172-1000 Fax: +886-2172-1322



TUV Rheinland Taiwan Ltd.
No. 458-18, Sec 2, Fenliao, Linkou Dist., New Taipei City 244, Taiwan(R.O.C.)
Tel: +886-2172-1000 Fax: +886-2172-1322

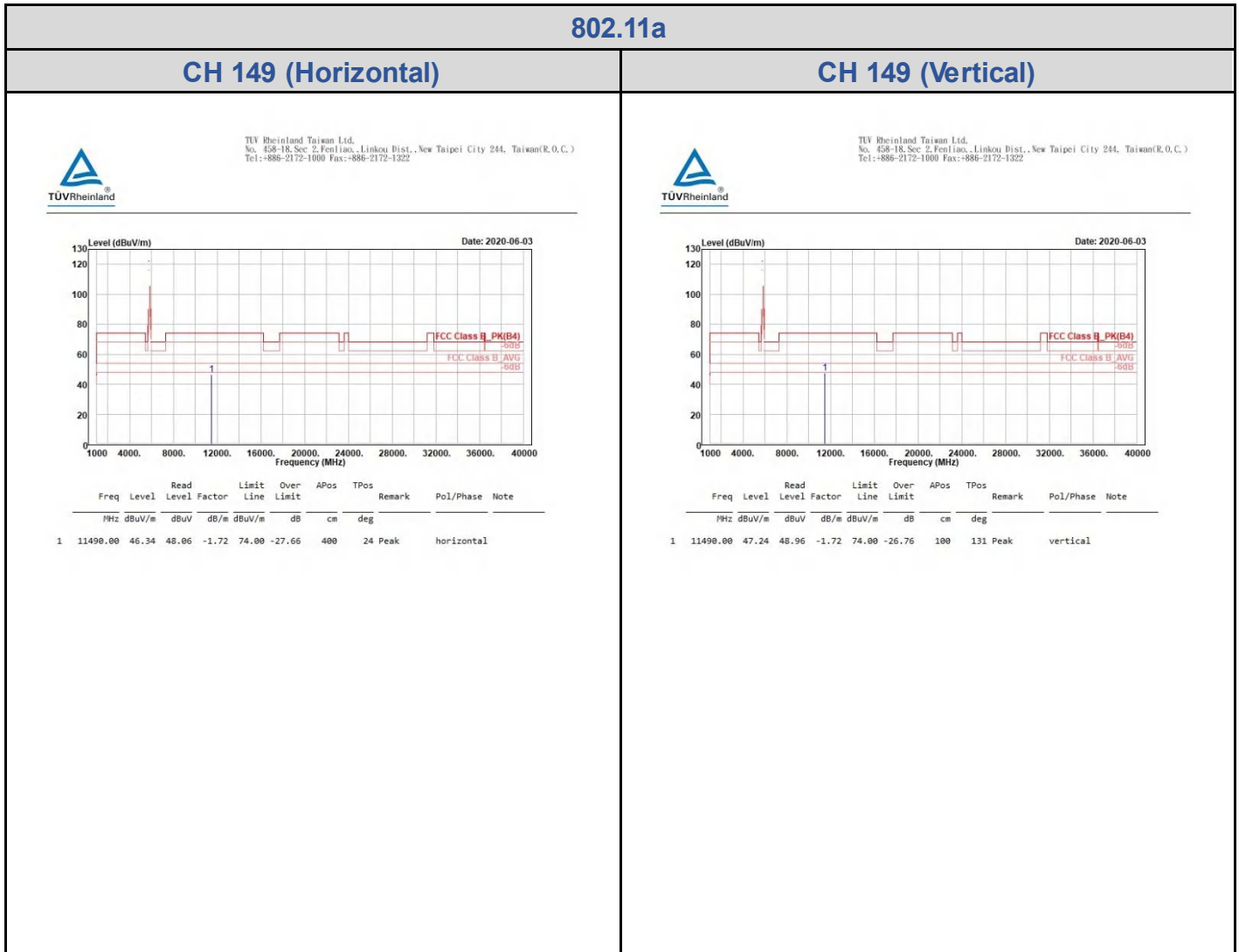


1	11400.00	44.87	46.71	-1.84	74.00	-29.13	370	360	Peak	horizontal
---	----------	-------	-------	-------	-------	--------	-----	-----	------	------------



1	11400.00	45.43	47.27	-1.84	74.00	-28.57	400	89	Peak	vertical
---	----------	-------	-------	-------	-------	--------	-----	----	------	----------

U-NII-3



802.11a

CH 157 (Horizontal)

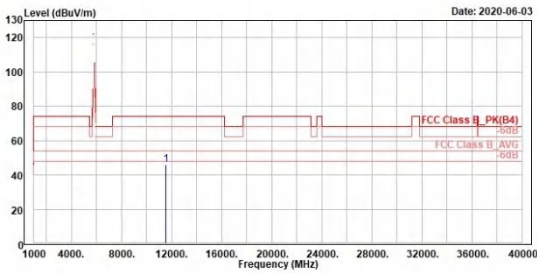
CH 157 (Vertical)



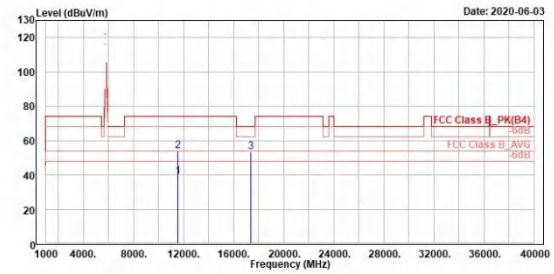
TUV Rheinland Taiwan Ltd.
No. 458-18, Sec 2, Fenliao, Linkou Dist., New Taipei City 244, Taiwan(R.O.C.)
Tel: +886-2172-1000 Fax: +886-2172-1322



TUV Rheinland Taiwan Ltd.
No. 458-18, Sec 2, Fenliao, Linkou Dist., New Taipei City 244, Taiwan(R.O.C.)
Tel: +886-2172-1000 Fax: +886-2172-1322



1	11570.00	45.89	47.41	-1.52	74.00	-28.11	400	64	Peak	horizontal
---	----------	-------	-------	-------	-------	--------	-----	----	------	------------



1	11570.00	39.13	40.65	-1.52	54.00	-14.87	238	15	Average	vertical
2	11570.00	53.83	55.35	-1.52	74.00	-20.17	238	15	Peak	vertical
3	17355.00	53.20	46.68	6.52	68.20	-15.00	400	44	Peak	vertical

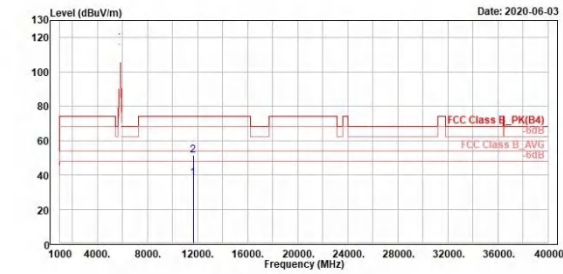
802.11a

CH 165 (Horizontal)

CH 165 (Vertical)



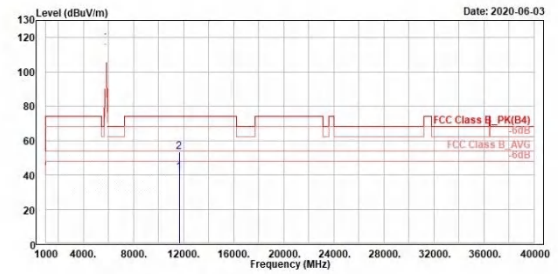
TUV Rheinland Taiwan Ltd.
No. 458-18, Sec 2, Fenliao, Linkou Dist., New Taipei City 244, Taiwan(R.O.C.)
Tel: +886-2172-1000 Fax: +886-2172-1322



No	Freq MHz	Read		Limit Line	Over Limit	APos	TPos	Remark	Pol/Phase	Note
		Level dBuV/m	Factor dBuV							
1	11650.00	38.22	39.58	-1.36	54.00	-15.78	215	341 Average	horizontal	
2	11650.00	51.49	52.85	-1.36	74.00	-22.51	215	341 Peak	horizontal	



TUV Rheinland Taiwan Ltd.
No. 458-18, Sec 2, Fenliao, Linkou Dist., New Taipei City 244, Taiwan(R.O.C.)
Tel: +886-2172-1000 Fax: +886-2172-1322



No	Freq MHz	Read		Limit Line	Over Limit	APos	TPos	Remark	Pol/Phase	Note
		Level dBuV/m	Factor dBuV							
1	11650.00	41.30	42.66	-1.36	54.00	-12.70	308	39 Average	vertical	
2	11650.00	53.29	54.65	-1.36	74.00	-20.71	308	39 Peak	vertical	

802.11n HT20

CH 149 (Horizontal)

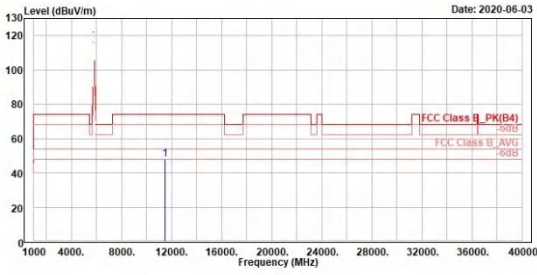
CH 149 (Vertical)



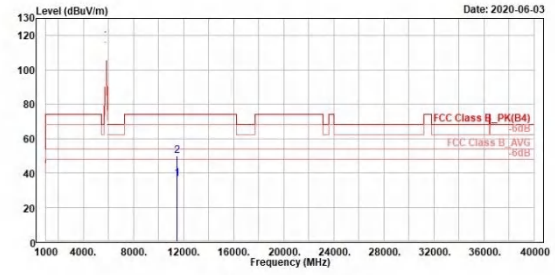
TUV Rheinland Taiwan Ltd.
No. 458-18, Sec 2, Fenliao, Linkou Dist., New Taipei City 244, Taiwan(R.O.C.)
Tel: +886-2172-1000 Fax: +886-2172-1322



TUV Rheinland Taiwan Ltd.
No. 458-18, Sec 2, Fenliao, Linkou Dist., New Taipei City 244, Taiwan(R.O.C.)
Tel: +886-2172-1000 Fax: +886-2172-1322



Read	Limit	Over	APos	TPos	Remark	Pol/Phase	Note			
Freq	Level	Level	Factor	Line	Limit	dB	cm	deg		
MHz	dBuV/m	dBuV	dB/m	dBuV/m	dB	cm	deg			
1	11498.00	47.82	49.54	-1.72	74.00	-26.18	122	12	Peak	horizontal



Read	Limit	Over	APos	TPos	Remark	Pol/Phase	Note			
Freq	Level	Level	Factor	Line	Limit	dB	cm	deg		
MHz	dBuV/m	dBuV	dB/m	dBuV/m	dB	cm	deg			
1	11498.00	36.77	36.49	-1.72	54.00	-17.23	347	271	Average	vertical
2	11498.00	49.94	51.65	-1.72	74.00	-24.06	347	271	Peak	vertical

802.11n HT20

CH 157 (Horizontal)

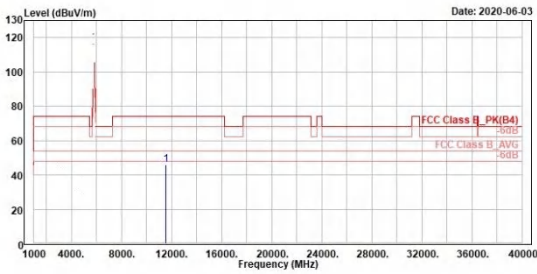
CH 157 (Vertical)



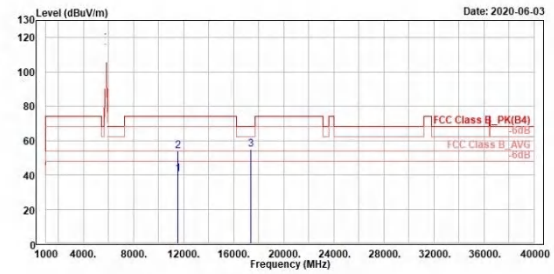
TUV Rheinland Taiwan Ltd.
No. 458-18, Sec 2, Fenliao, Linkou Dist., New Taipei City 244, Taiwan(R.O.C.)
Tel: +886-2172-1000 Fax: +886-2172-1322



TUV Rheinland Taiwan Ltd.
No. 458-18, Sec 2, Fenliao, Linkou Dist., New Taipei City 244, Taiwan(R.O.C.)
Tel: +886-2172-1000 Fax: +886-2172-1322



Read	Limit	Over	APos	TPos	Remark	Pol/Phase	Note
Freq	Level	Level	Factor	Line	Limit		
MHz	dBuV/m	dBuV	dB/m	dBuV/m	dB	cm	deg
1	11570.00	46.00	47.52	-1.52	74.00	-28.00	112 36 Peak horizontal



Read	Limit	Over	APos	TPos	Remark	Pol/Phase	Note
Freq	Level	Level	Factor	Line	Limit		
MHz	dBuV/m	dBuV	dB/m	dBuV/m	dB	cm	deg
1	11570.00	40.31	41.83	-1.52	54.00	-13.69	343 28 Average vertical
2	11570.00	53.71	55.23	-1.52	74.00	-20.29	343 28 Peak vertical
3	17355.00	55.02	48.50	6.52	68.20	-13.18	276 0 Peak vertical

802.11n HT20

CH 165 (Horizontal)

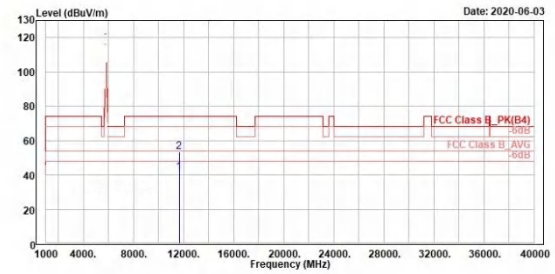
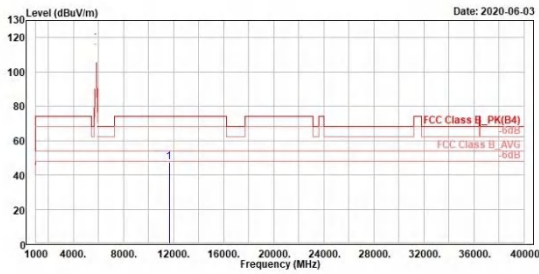
CH 165 (Vertical)



TUV Rheinland Taiwan Ltd.
No. 458-18, Sec 2, Fenliao, Linkou Dist., New Taipei City 244, Taiwan(R.O.C.)
Tel: +886-2172-1000 Fax: +886-2172-1322



TUV Rheinland Taiwan Ltd.
No. 458-18, Sec 2, Fenliao, Linkou Dist., New Taipei City 244, Taiwan(R.O.C.)
Tel: +886-2172-1000 Fax: +886-2172-1322



Read	Limit	Over	APos	TPos	Remark	Pol/Phase	Note		
Freq	Level	Level	Factor	Line	Limit				
MHz	dBuV/m	dBuV	dB/m	dBuV/m	dB	cm	deg		
1	11650.00	47.57	48.93	-1.36	74.00	-26.43	400	234 Peak	horizontal

Read	Limit	Over	APos	TPos	Remark	Pol/Phase	Note		
Freq	Level	Level	Factor	Line	Limit				
MHz	dBuV/m	dBuV	dB/m	dBuV/m	dB	cm	deg		
1	11650.00	41.45	42.81	-1.36	54.00	-12.55	400	34 Average	vertical
2	11650.00	53.45	54.81	-1.36	74.00	-20.55	400	34 Peak	vertical

Spurious Emissions, Tx Mode, 30MHz ~ 1GHz
U-NII-1

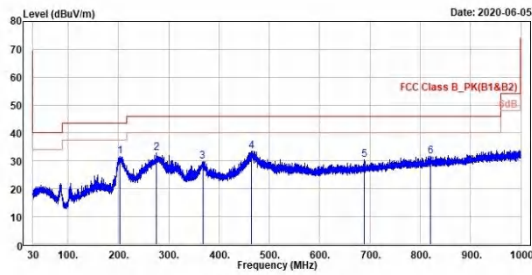
802.11n HT20

CH 36 (Horizontal)

CH 36 (Vertical)



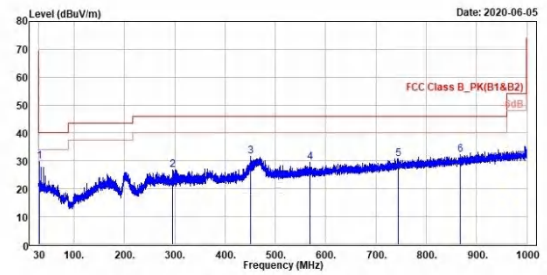
TÜV Rheinland Taiwan Ltd.
No. 458-18, Sec 2, Fenliao, Linkou Dist., New Taipei City 244, Taiwan(R.O.C.)
Tel: +886-2172-1000 Fax: +886-2172-1322



1	2	3	4	5	6
Freq	Level	Read	Limit	Over	APos
MHz	dBuV/m	dBuV	dB/m	dBuV/m	cm
282.27	31.59	41.42	-9.83	43.58	-11.91
276.28	32.71	39.84	-7.13	46.00	-13.29
367.46	29.94	35.23	-5.29	46.00	-16.06
464.17	33.54	37.19	-3.65	46.00	-12.46
688.63	30.33	30.35	-0.02	46.00	-15.67
819.77	31.58	29.47	2.11	46.00	-14.42



TÜV Rheinland Taiwan Ltd.
No. 458-18, Sec 2, Fenliao, Linkou Dist., New Taipei City 244, Taiwan(R.O.C.)
Tel: +886-2172-1000 Fax: +886-2172-1322



1	2	3	4	5	6
Freq	Level	Read	Limit	Over	APos
MHz	dBuV/m	dBuV	dB/m	dBuV/m	cm
38.68	29.95	39.08	-9.13	46.00	-16.05
296.46	26.73	33.26	-6.53	46.00	-19.27
451.47	31.71	35.43	-3.72	46.00	-14.29
569.61	29.49	31.33	-1.84	46.00	-16.51
744.11	30.82	29.82	1.00	46.00	-15.18
866.92	32.31	29.67	2.64	46.00	-13.69

U-NII-2C

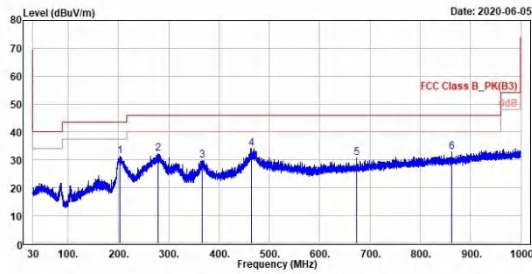
802.11a

CH 100 (Horizontal)

CH 100 (Vertical)



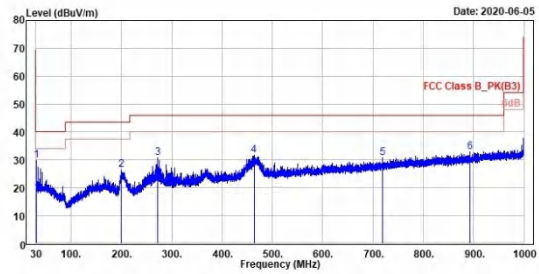
TUV Rheinland Taiwan Ltd.
No. 458-18, Sec 2, Fenliao, Linkou Dist., New Taipei City 244, Taiwan(R.O.C.)
Tel: +886-2172-1000 Fax: +886-2172-1322



Freq	Level	Read		Limit	Over	APos	TPos	Remark	Pol/Phase	Note
		Level	Factor							
MHz	dBuV/m	dBuV	dB/m	dBuV/m	dB	cm	deg			
1	283.53	31.40	41.24	-9.84	43.50	-12.10	200	293 QP	horizontal	
2	278.13	32.59	39.44	-7.05	46.00	-13.61	100	287 QP	horizontal	
3	366.11	29.91	35.24	-5.33	46.00	-16.09	100	276 QP	horizontal	
4	463.78	34.15	37.80	-3.65	46.00	-11.85	200	255 QP	horizontal	
5	673.01	30.71	31.07	-0.36	46.00	-15.29	300	92 QP	horizontal	
6	862.16	32.81	30.26	2.55	46.00	-13.19	400	80 QP	horizontal	



TUV Rheinland Taiwan Ltd.
No. 458-18, Sec 2, Fenliao, Linkou Dist., New Taipei City 244, Taiwan(R.O.C.)
Tel: +886-2172-1000 Fax: +886-2172-1322



Freq	Level	Read		Limit	Over	APos	TPos	Remark	Pol/Phase	Note
		Level	Factor							
MHz	dBuV/m	dBuV	dB/m	dBuV/m	dB	cm	deg			
1	38.68	29.74	36.87	-9.13	46.00	-10.26	100	272 QP	vertical	
2	199.94	26.38	35.22	-9.84	43.50	-17.12	100	283 QP	vertical	
3	272.21	30.82	38.14	-7.32	46.00	-15.18	100	298 QP	vertical	
4	463.59	31.55	35.20	-3.65	46.00	-14.45	200	223 QP	vertical	
5	719.96	30.63	30.13	0.50	46.00	-15.37	200	360 QP	vertical	
6	893.59	32.72	29.63	3.09	46.00	-13.28	300	310 QP	vertical	

Spurious Emissions, Tx Mode, 9kHz ~ 30MHz
U-NII-1

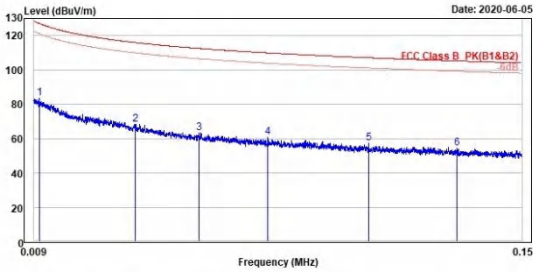
802.11n HT20

CH 36 (9kHz ~ 150kHz)

CH 36 (150kHz ~ 30MHz)



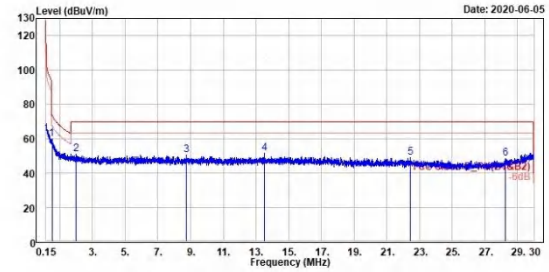
TÜV Rheinland Taiwan Ltd.
No. 458-18, Sec 2, Fenliao, Linkou Dist., New Taipei City 244, Taiwan(R.O.C.)
Tel: +886-2172-1000 Fax: +886-2172-1322



Freq	Level	Read	Limit	Over	APos	TPos	Remark	Pol/Phase	Note
MHz	dBuV/m	dBuV	dB/m	dBuV/m	dB	cm	deg		
1	0.01	83.53	5.10	78.43	127.04	-43.51	100	19 QP	vertical
2	0.04	68.42	0.30	68.12	115.95	-47.53	100	234 QP	vertical
3	0.06	63.18	-0.94	64.12	112.53	-49.35	100	68 QP	vertical
4	0.08	60.91	-0.71	61.62	109.91	-49.00	100	97 QP	vertical
5	0.11	57.10	-1.82	58.92	107.12	-50.02	100	172 QP	vertical
6	0.13	54.35	-3.08	57.43	105.23	-50.88	100	133 QP	vertical



TÜV Rheinland Taiwan Ltd.
No. 458-18, Sec 2, Fenliao, Linkou Dist., New Taipei City 244, Taiwan(R.O.C.)
Tel: +886-2172-1000 Fax: +886-2172-1322



Freq	Level	Read	Limit	Over	APos	TPos	Remark	Pol/Phase	Note
MHz	dBuV/m	dBuV	dB/m	dBuV/m	dB	cm	deg		
1	0.51	59.60	13.06	46.54	73.37	-13.77	100	142 QP	vertical
2	1.99	50.99	12.28	38.71	69.50	-18.51	100	5 QP	vertical
3	8.75	50.61	12.75	37.86	69.50	-18.89	100	115 QP	vertical
4	13.50	51.30	13.79	37.51	69.50	-18.20	100	52 QP	vertical
5	22.46	48.71	12.98	35.73	69.50	-20.79	100	292 QP	vertical
6	28.27	48.22	12.55	35.67	69.50	-21.28	100	86 QP	vertical

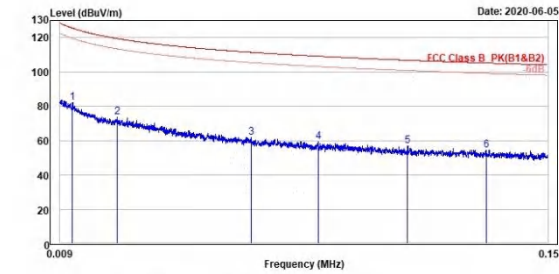
802.11n HT20

CH 64 (9kHz ~ 150kHz)

CH 64 (150kHz ~ 30MHz)



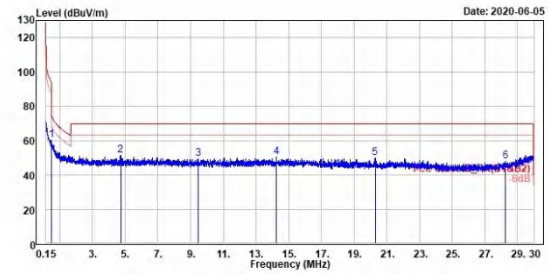
TUV Rheinland Taiwan Ltd.
No. 458-18, Sec 2, Fenliao, Linkou Dist., New Taipei City 244, Taiwan(R.O.C.)
Tel: +886-2172-1000 Fax: +886-2172-1322



Freq	Level	Read	Limit	Over	APos	TPos	Remark	Pol/Phase	Note
MHz	dBuV/m	dBuV	dB/m	dBuV/m	dB	cm	deg		
1	0.01	82.04	4.87	77.17	125.54	-43.50	100	355 QP	vertical
2	0.03	73.67	2.14	71.53	119.43	-45.76	100	360 QP	vertical
3	0.06	62.01	-1.09	63.10	111.44	-49.43	100	224 QP	vertical
4	0.08	59.36	-1.60	60.96	109.15	-49.79	100	180 QP	vertical
5	0.11	56.92	-1.78	58.70	106.81	-49.89	100	82 QP	vertical
6	0.13	54.22	-3.17	57.39	105.18	-50.96	100	321 QP	vertical



TUV Rheinland Taiwan Ltd.
No. 458-18, Sec 2, Fenliao, Linkou Dist., New Taipei City 244, Taiwan(R.O.C.)
Tel: +886-2172-1000 Fax: +886-2172-1322



Freq	Level	Read	Limit	Over	APos	TPos	Remark	Pol/Phase	Note
MHz	dBuV/m	dBuV	dB/m	dBuV/m	dB	cm	deg		
1	0.48	60.43	13.27	47.16	94.06	-33.63	100	109 QP	vertical
2	4.72	51.26	12.92	38.34	69.50	-15.24	100	132 QP	vertical
3	9.48	49.36	11.68	37.68	69.50	-20.14	100	163 QP	vertical
4	14.23	50.39	12.75	37.64	69.50	-19.11	100	234 QP	vertical
5	20.29	49.93	13.73	36.20	69.50	-19.57	100	134 QP	vertical
6	28.27	48.10	12.41	35.69	69.50	-21.40	100	19 QP	vertical

U-NII-2C

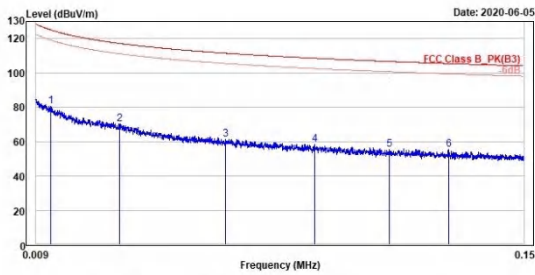
802.11a

CH 100 (9kHz ~ 150kHz)

CH 100 (150kHz ~ 30MHz)



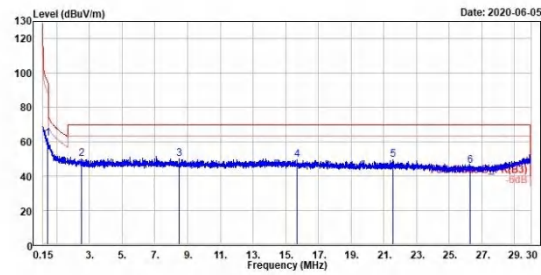
TÜV Rheinland Taiwan Ltd.
No. 458-18, Sec 2, Fenliao, Linkou Dist., New Taipei City 244, Taiwan(R.O.C.)
Tel: +886-2172-1000 Fax: +886-2172-1322



1	2	3	4	5	6
0.01	0.03	0.06	0.09	0.11	0.13
80.01	70.20	61.45	58.13	55.26	55.54
4.09	0.48	-1.70	-2.35	-3.34	-2.07
70.72	69.72	63.15	60.48	58.60	57.61
125.06	117.17	111.49	108.55	106.67	105.44
-44.25	-46.97	-50.04	-50.42	-51.41	-49.90
100	100	100	100	100	100
200	12	294	223	76	313
QP	QP	QP	QP	QP	QP
vertical	vertical	vertical	vertical	vertical	vertical



TÜV Rheinland Taiwan Ltd.
No. 458-18, Sec 2, Fenliao, Linkou Dist., New Taipei City 244, Taiwan(R.O.C.)
Tel: +886-2172-1000 Fax: +886-2172-1322



1	2	3	4	5	6
0.41	2.51	8.48	15.70	21.58	26.30
61.83	50.02	49.74	49.28	49.61	45.85
13.66	11.57	11.81	11.69	13.66	11.55
48.17	38.45	37.93	37.59	35.95	34.30
95.29	69.50	69.50	69.50	69.50	69.50
-33.46	-19.48	-19.76	-20.22	-19.89	-23.65
100	100	100	100	100	100
232	18	209	28	270	172
QP	QP	QP	QP	QP	QP
vertical	vertical	vertical	vertical	vertical	vertical

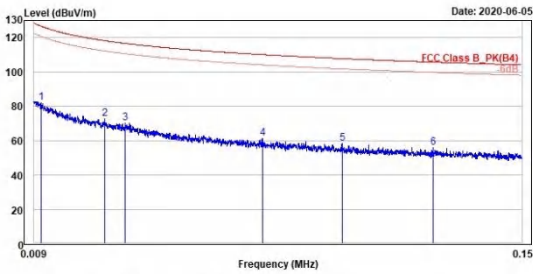
802.11n HT20

CH 157 (9kHz ~ 150kHz)

CH 157 (150kHz ~ 30MHz)



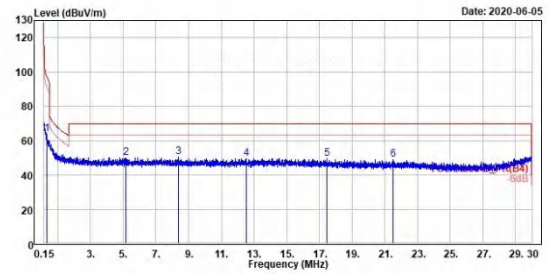
TUV Rheinland Taiwan Ltd.
No. 458-18, Sec 2, Fenliao, Linkou Dist., New Taipei City 244, Taiwan(R.O.C.)
Tel: +886-2172-1000 Fax: +886-2172-1322



1	2	3	4	5	6
0.01	0.03	0.04	0.08	0.10	0.12
82.16	72.68	70.33	61.28	58.43	55.61
4.01	1.84	1.31	-0.52	-1.05	-2.23
78.15	70.84	69.02	61.88	59.48	57.84
126.68	118.19	116.61	110.09	107.77	105.71
-44.52	-45.51	-46.28	-48.81	-49.34	-50.10
100	100	100	100	100	100
2	0	160	343	250	216
QP	QP	QP	QP	QP	QP
vertical	vertical	vertical	vertical	vertical	vertical



TUV Rheinland Taiwan Ltd.
No. 458-18, Sec 2, Fenliao, Linkou Dist., New Taipei City 244, Taiwan(R.O.C.)
Tel: +886-2172-1000 Fax: +886-2172-1322



1	2	3	4	5	6
0.33	5.16	8.36	12.51	17.48	21.54
63.73	49.75	50.52	49.47	49.60	48.70
13.88	11.41	12.56	12.11	12.60	12.74
49.85	38.34	37.96	37.36	37.00	35.96
97.26	69.50	69.50	69.50	69.50	69.50
-33.53	-19.75	-18.98	-20.03	-19.90	-20.80
100	100	100	100	100	100
360	282	82	225	268	37
QP	QP	QP	QP	QP	QP
vertical	vertical	vertical	vertical	vertical	vertical

Mains Conducted Emission, (150kHz ~ 30MHz)

