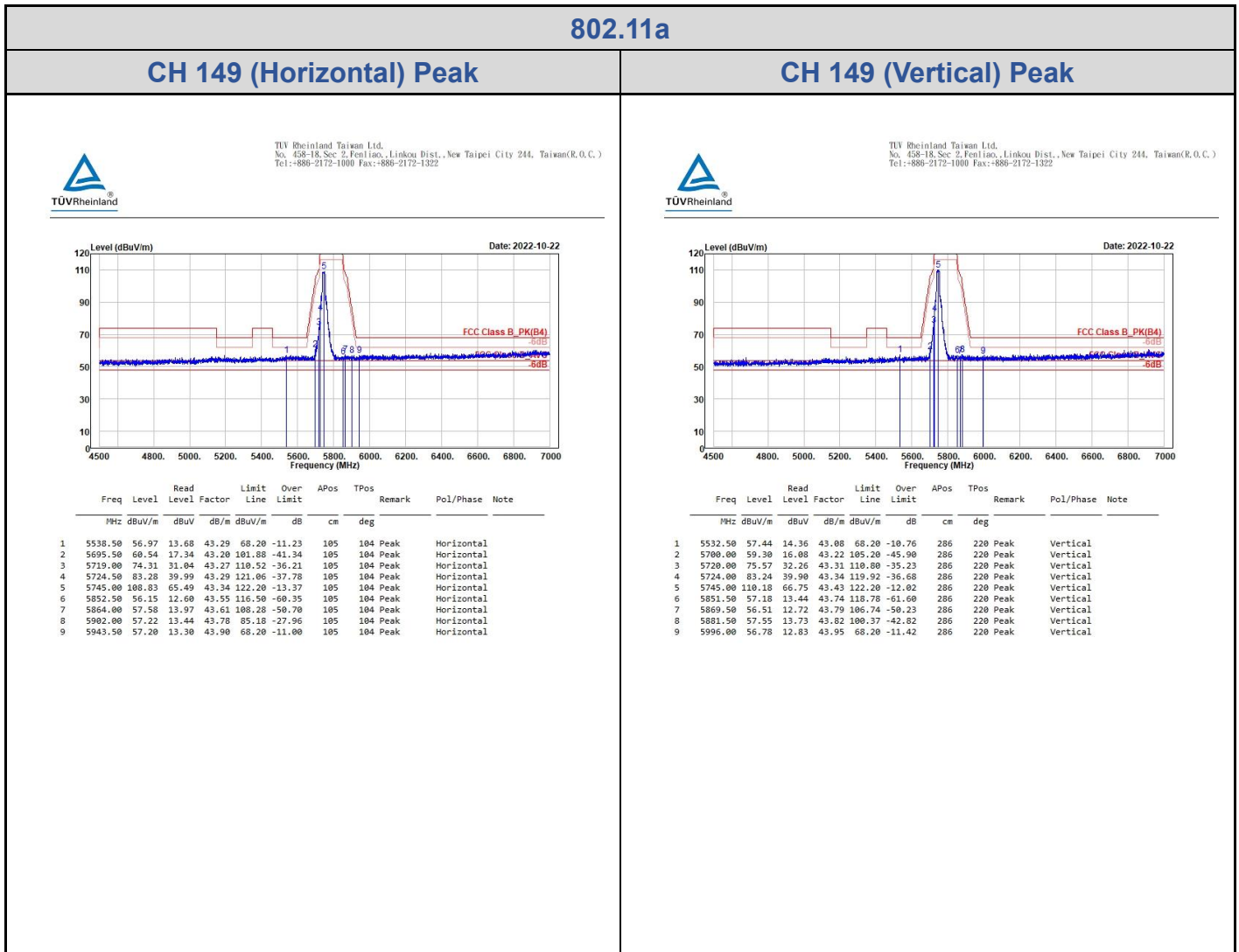


Mask, 5.725GHz ~ 5.85GHz

U-NII-3



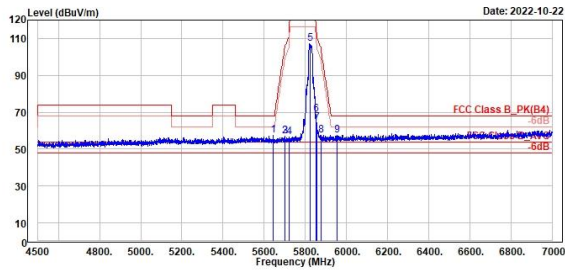
802.11a

CH 165 (Horizontal) Peak

CH 165 (Vertical) Peak



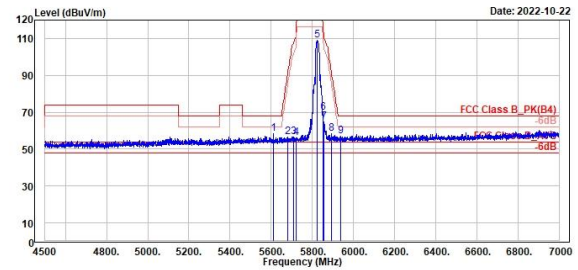
TÜV Rheinland Taiwan Ltd.
No. 438-18, Sec. 2, Fenliiao, Linkou Dist., New Taipei City 244, Taiwan(R.O.C.)
Tel: +886-2172-1000 Fax: +886-2172-1322



1	2	3	4	5	6	7	8	9
Level	Read	Limit	Over	APos	TPos	Remark	Pol/Phase	Note
dBuV/m	Level	Line	Limit	cm	deg			
57.29	14.18	43.11	68.20	-10.91	214	104 Peak	Horizontal	
57.05	13.83	43.22	105.20	-48.15	214	104 Peak	Horizontal	
57.05	13.83	43.22	105.20	-48.15	214	104 Peak	Horizontal	
56.73	13.46	43.27	113.08	-56.35	214	104 Peak	Horizontal	
107.14	63.62	43.52	122.20	-15.06	214	104 Peak	Horizontal	
69.03	25.48	43.55	118.78	-49.75	214	104 Peak	Horizontal	
64.35	20.78	43.57	110.10	-45.75	214	104 Peak	Horizontal	
57.70	14.03	43.67	102.97	-45.27	214	104 Peak	Horizontal	
57.55	13.63	43.92	68.20	-10.65	214	104 Peak	Horizontal	



TÜV Rheinland Taiwan Ltd.
No. 438-18, Sec. 2, Fenliiao, Linkou Dist., New Taipei City 244, Taiwan(R.O.C.)
Tel: +886-2172-1000 Fax: +886-2172-1322



1	2	3	4	5	6	7	8	9
Level	Read	Limit	Over	APos	TPos	Remark	Pol/Phase	Note
dBuV/m	Level	Line	Limit	cm	deg			
58.50	15.36	43.14	68.20	-9.70	291	218 Peak	Vertical	
56.54	13.34	43.20	91.55	-35.01	291	218 Peak	Vertical	
56.49	13.22	43.27	108.14	-51.65	291	218 Peak	Vertical	
55.97	12.65	43.32	115.36	-59.39	291	218 Peak	Vertical	
109.00	65.41	43.67	122.20	-13.12	291	218 Peak	Vertical	
69.78	26.04	43.74	118.78	-49.00	291	218 Peak	Vertical	
64.96	21.21	43.75	110.80	-45.84	291	218 Peak	Vertical	
58.17	14.31	43.86	90.73	-32.56	291	218 Peak	Vertical	
57.25	13.42	43.83	68.20	-10.95	291	218 Peak	Vertical	

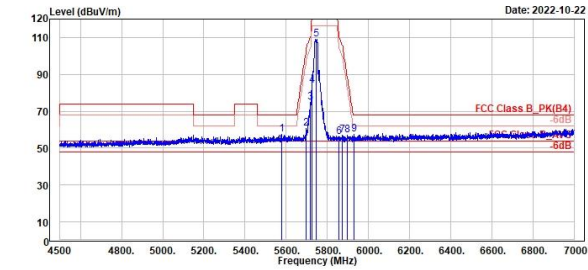
802.11n HT20

CH 149 (Horizontal) Peak

CH 149 (Vertical) Peak



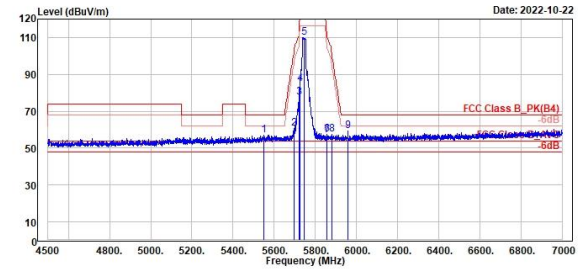
TÜV Rheinland Taiwan Ltd.
No. 438-18, Sec 2, Fenhiao, Linkou Dist., New Taipei City 244, Taiwan(R.O.C.)
Tel: +886-2172-1000 Fax: +886-2172-1322



1	2	3	4	5	6	7	8	9
Level	Read	Limit	Over	APos	TPos	Remark	Pol/Phase	Note
dBuV/m	Level Factor	Line	Limit	cm	deg			
5577.00	57.48	14.16	43.32	68.20	-10.72	110	104 Peak	Horizontal
5697.00	60.54	17.34	43.20	102.99	-42.45	110	104 Peak	Horizontal
5718.50	75.03	31.76	43.27	110.38	-35.35	110	104 Peak	Horizontal
5724.50	83.73	40.44	43.29	121.06	-37.35	110	104 Peak	Horizontal
5745.00	109.19	65.85	43.34	122.20	-13.01	110	104 Peak	Horizontal
5854.50	56.01	12.45	43.56	111.94	-55.93	110	104 Peak	Horizontal
5874.00	57.14	13.48	43.66	105.48	-48.34	110	104 Peak	Horizontal
5896.00	56.82	13.06	43.76	89.62	-32.80	110	104 Peak	Horizontal
5929.00	57.64	13.78	43.86	68.20	-10.56	110	104 Peak	Horizontal



TÜV Rheinland Taiwan Ltd.
No. 438-18, Sec 2, Fenhiao, Linkou Dist., New Taipei City 244, Taiwan(R.O.C.)
Tel: +886-2172-1000 Fax: +886-2172-1322



1	2	3	4	5	6	7	8	9
Level	Read	Limit	Over	APos	TPos	Remark	Pol/Phase	Note
dBuV/m	Level Factor	Line	Limit	cm	deg			
5551.00	57.26	14.16	43.10	68.20	-10.94	243	219 Peak	Vertical
5698.00	60.98	17.68	43.22	103.73	-42.83	243	219 Peak	Vertical
5720.00	77.34	34.03	43.31	110.80	-33.46	243	219 Peak	Vertical
5724.50	84.93	41.59	43.34	121.06	-36.13	243	219 Peak	Vertical
5745.00	110.16	66.73	43.43	122.20	-12.04	243	219 Peak	Vertical
5854.50	57.28	13.53	43.75	111.94	-54.66	243	219 Peak	Vertical
5858.00	56.98	13.22	43.76	109.96	-52.98	243	219 Peak	Vertical
5880.00	57.65	13.83	43.82	101.49	-43.84	243	219 Peak	Vertical
5958.50	59.14	15.29	43.85	68.20	-9.06	243	219 Peak	Vertical

802.11n HT20

CH 165 (Horizontal) Peak

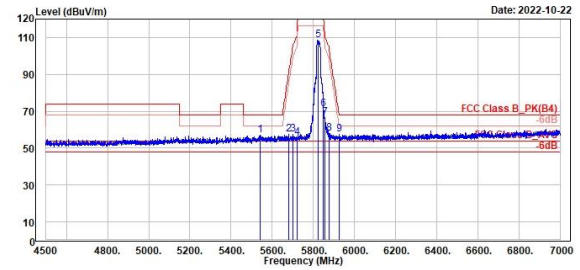
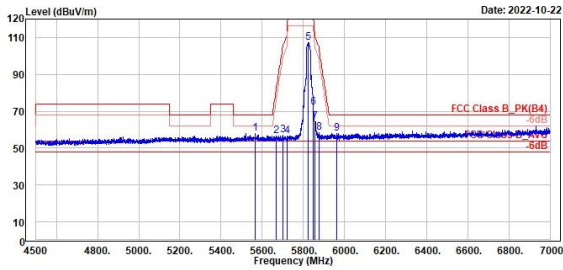
CH 165 (Vertical) Peak



TÜV Rheinland Taiwan Ltd.
No. 438-18, Sec 2, Fenhiao, Linkou Dist., New Taipei City 244, Taiwan(R.O.C.)
Tel: +886-2172-1000 Fax: +886-2172-1322



TÜV Rheinland Taiwan Ltd.
No. 438-18, Sec 2, Fenhiao, Linkou Dist., New Taipei City 244, Taiwan(R.O.C.)
Tel: +886-2172-1000 Fax: +886-2172-1322



Peak	Freq	Level	Read Level	Factor	Limit	Over	APos	TPos	Remark	Pol/Phase	Note
	MHz	dBuV/m	dBuV	dB/m	dBuV/m	dB	cm	deg			
1	5567.00	57.86	14.55	43.31	68.20	-10.34	325	103	Peak	Horizontal	
2	5668.50	56.50	13.37	43.13	81.93	-25.43	325	103	Peak	Horizontal	
3	5701.00	57.02	13.80	43.22	105.48	-48.46	325	103	Peak	Horizontal	
4	5721.50	56.41	13.14	43.27	114.22	-57.81	325	103	Peak	Horizontal	
5	5825.00	107.16	63.64	43.52	122.20	-15.04	325	103	Peak	Horizontal	
6	5850.00	72.31	28.77	43.54	122.20	-49.89	325	103	Peak	Horizontal	
7	5855.00	64.47	20.91	43.56	110.80	-46.33	325	103	Peak	Horizontal	
8	5875.50	58.36	14.70	43.66	104.83	-46.47	325	103	Peak	Horizontal	
9	5962.00	57.83	13.90	43.93	68.20	-10.37	325	103	Peak	Horizontal	

Peak	Freq	Level	Read Level	Factor	Limit	Over	APos	TPos	Remark	Pol/Phase	Note
	MHz	dBuV/m	dBuV	dB/m	dBuV/m	dB	cm	deg			
1	5542.50	57.02	13.93	43.09	68.20	-11.18	292	219	Peak	Vertical	
2	5680.00	57.51	14.31	43.20	90.44	-32.93	292	219	Peak	Vertical	
3	5700.50	57.33	14.11	43.22	105.34	-48.01	292	219	Peak	Vertical	
4	5722.00	55.73	12.41	43.32	115.36	-59.63	292	219	Peak	Vertical	
5	5825.00	108.41	64.74	43.67	122.20	-13.70	292	219	Peak	Vertical	
6	5850.00	71.31	27.57	43.74	122.20	-50.89	292	219	Peak	Vertical	
7	5856.00	66.51	22.76	43.75	110.52	-44.01	292	219	Peak	Vertical	
8	5876.00	58.04	14.23	43.81	104.46	-46.42	292	219	Peak	Vertical	
9	5925.50	57.27	13.42	43.85	68.20	-10.93	292	219	Peak	Vertical	

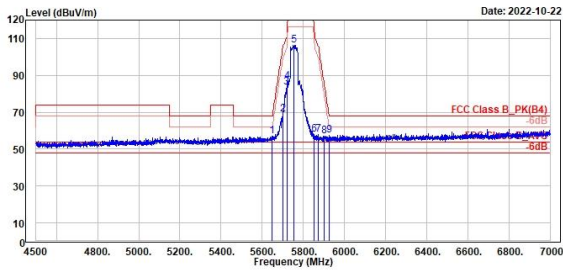
802.11n HT40

CH 151 (Horizontal) Peak

CH 151 (Vertical) Peak



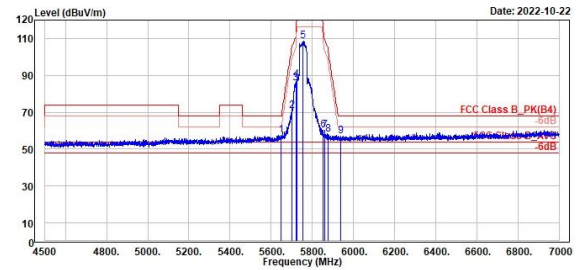
TÜV Rheinland Taiwan Ltd.
No. 438-18, Sec 2, Fenliiao, Linkou Dist., New Taipei City 244, Taiwan(R.O.C.)
Tel: +886-2172-1000 Fax: +886-2172-1322



1	2	3	4	5	6	7	8	9
Level	Read	Limit	Over	APos	TPos	Remark	Pol/Phase	Note
dBuV/m	Level	Line	Limit	cm	deg			
57.15	5648.00	43.08	68.20	-11.05	100	104 Peak	Horizontal	
68.95	5700.00	43.22	105.20	-36.25	100	104 Peak	Horizontal	
83.50	5719.50	43.27	110.66	-27.16	100	104 Peak	Horizontal	
86.54	5722.50	43.28	116.50	-29.96	100	104 Peak	Horizontal	
106.35	5755.00	43.37	122.20	-15.85	100	104 Peak	Horizontal	
57.83	5852.00	43.55	117.64	-59.81	100	104 Peak	Horizontal	
57.77	5871.50	43.65	106.18	-48.41	100	104 Peak	Horizontal	
57.03	5902.50	43.78	84.81	-27.78	100	104 Peak	Horizontal	
57.62	5926.50	43.85	68.20	-10.50	100	104 Peak	Horizontal	



TÜV Rheinland Taiwan Ltd.
No. 438-18, Sec 2, Fenliiao, Linkou Dist., New Taipei City 244, Taiwan(R.O.C.)
Tel: +886-2172-1000 Fax: +886-2172-1322



1	2	3	4	5	6	7	8	9
Level	Read	Limit	Over	APos	TPos	Remark	Pol/Phase	Note
dBuV/m	Level	Line	Limit	cm	deg			
57.57	5646.50	43.17	68.20	-10.63	290	220 Peak	Vertical	
70.56	5699.50	43.22	104.83	-34.27	290	220 Peak	Vertical	
85.68	5719.50	43.31	110.66	-24.98	290	220 Peak	Vertical	
87.75	5723.50	43.35	118.78	-31.03	290	220 Peak	Vertical	
108.44	5755.00	43.47	122.20	-13.76	290	220 Peak	Vertical	
60.29	5852.00	43.74	117.64	-57.35	290	220 Peak	Vertical	
60.06	5859.00	43.77	109.68	-49.62	290	220 Peak	Vertical	
58.07	5878.50	43.82	102.60	-44.53	290	220 Peak	Vertical	
57.05	5930.50	43.83	68.20	-11.15	290	220 Peak	Vertical	

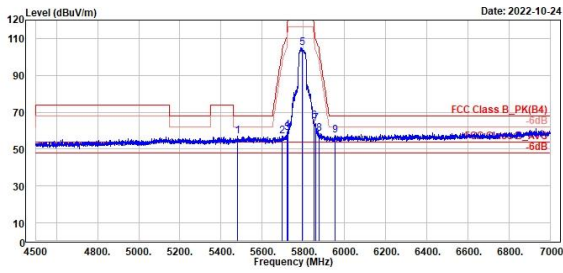
802.11n HT40

CH 159 (Horizontal) Peak

CH 159 (Vertical) Peak



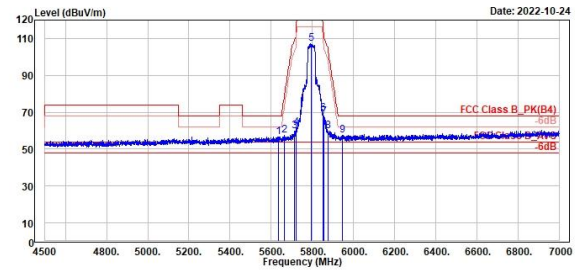
TÜV Rheinland Taiwan Ltd.
No. 438-18, Sec 2, Fenhiao, Linkou Dist., New Taipei City 244, Taiwan(R.O.C.)
Tel: +886-2172-1000 Fax: +886-2172-1322



1	2	3	4	5	6	7	8	9
Level	Read	Limit	Over	APos	TPos	Remark	Pol/Phase	Note
dBuV/m	Level	Line	Limit	cm	deg			
57.19	14.02	43.17	68.20	-11.01	204	103 Peak	Horizontal	
56.86	13.66	43.20	102.25	-45.39	204	103 Peak	Horizontal	
59.07	15.80	43.27	110.80	-51.73	204	103 Peak	Horizontal	
60.34	17.05	43.29	118.78	-58.44	204	103 Peak	Horizontal	
105.04	61.56	43.48	122.20	-17.16	204	103 Peak	Horizontal	
65.08	21.54	43.54	121.06	-55.98	204	103 Peak	Horizontal	
63.93	20.34	43.59	109.40	-45.47	204	103 Peak	Horizontal	
58.40	14.73	43.67	104.09	-45.69	204	103 Peak	Horizontal	
57.37	13.45	43.92	68.20	-10.83	204	103 Peak	Horizontal	



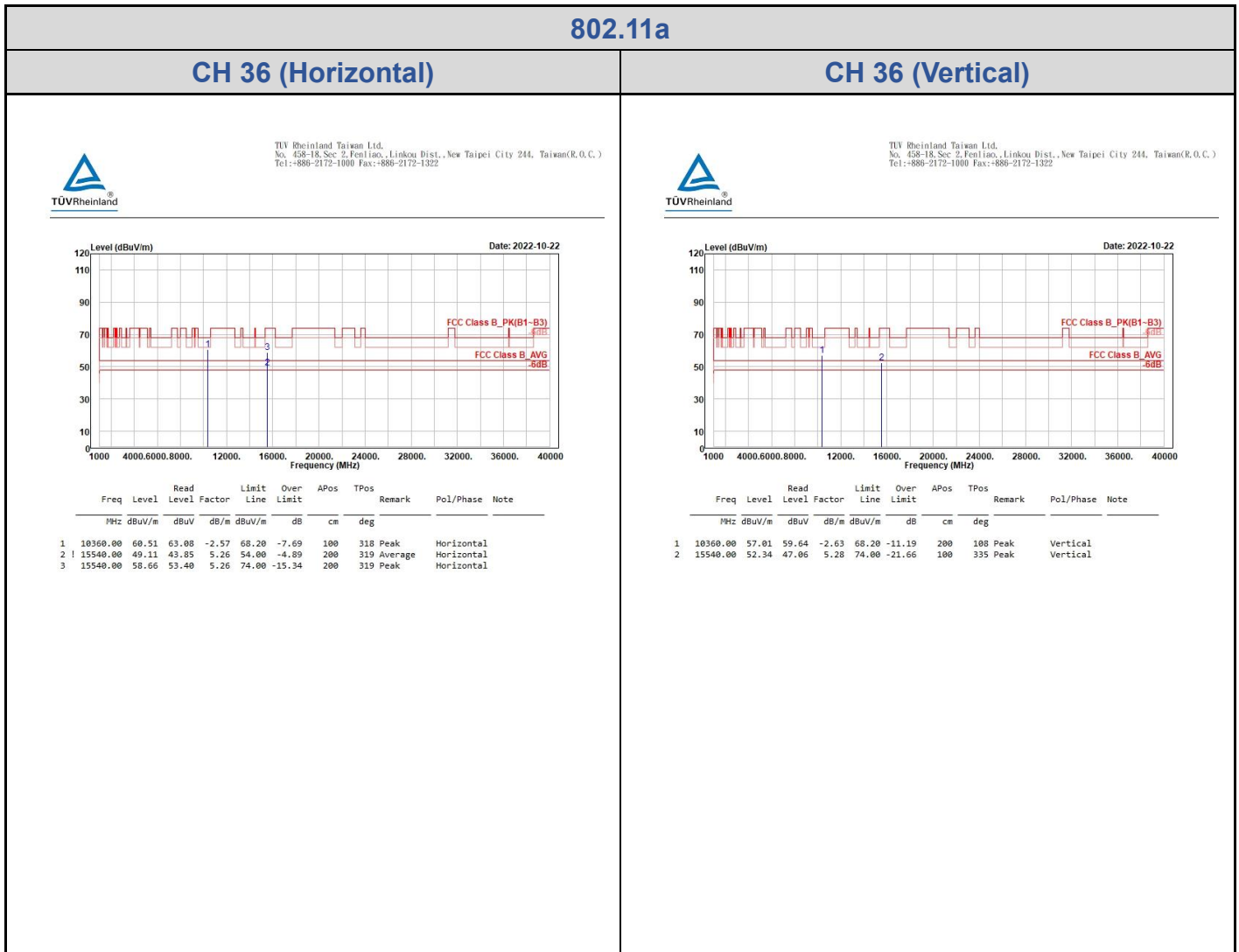
TÜV Rheinland Taiwan Ltd.
No. 438-18, Sec 2, Fenhiao, Linkou Dist., New Taipei City 244, Taiwan(R.O.C.)
Tel: +886-2172-1000 Fax: +886-2172-1322



1	2	3	4	5	6	7	8	9
Level	Read	Limit	Over	APos	TPos	Remark	Pol/Phase	Note
dBuV/m	Level	Line	Limit	cm	deg			
56.75	13.58	43.17	68.20	-11.45	256	118 Peak	Vertical	
57.42	14.23	43.19	78.59	-21.17	256	118 Peak	Vertical	
59.56	16.28	43.28	108.42	-48.86	256	118 Peak	Vertical	
61.55	18.22	43.33	116.50	-54.95	256	118 Peak	Vertical	
107.14	63.56	43.58	122.20	-15.06	256	118 Peak	Vertical	
69.31	25.57	43.74	116.50	-47.19	256	118 Peak	Vertical	
67.69	23.94	43.75	110.66	-42.97	256	118 Peak	Vertical	
59.97	16.16	43.81	104.09	-44.12	256	118 Peak	Vertical	
57.65	13.82	43.83	68.20	-10.55	256	118 Peak	Vertical	

Spurious Emissions, Tx Mode, 1GHz ~ 40GHz

U-NII-1



802.11a

CH 40 (Horizontal)

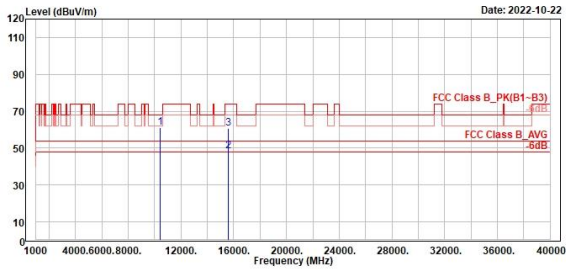
CH 40 (Vertical)



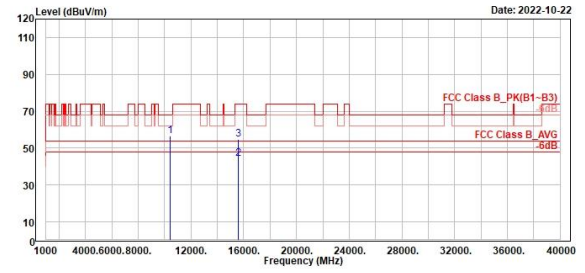
TÜV Rheinland Taiwan Ltd.
No. 438-18, Sec. 2, Fenhiao, Linkou Dist., New Taipei City 244, Taiwan(R.O.C.)
Tel: +886-2172-1000 Fax: +886-2172-1322



TÜV Rheinland Taiwan Ltd.
No. 438-18, Sec. 2, Fenhiao, Linkou Dist., New Taipei City 244, Taiwan(R.O.C.)
Tel: +886-2172-1000 Fax: +886-2172-1322



Freq	Level	Read Level	Factor	Limit Line	Over Limit	APos	TPos	Remark	Pol/Phase	Note
MHz	dBuV/m	dBuV	dB/m	dBuV/m	dB	cm	deg			
1	10400.00	61.37	63.82	-2.45	68.20	-6.83	300	42 Peak	Horizontal	
2	15600.00	48.46	43.17	5.29	54.00	-5.54	200	320 Average	Horizontal	
3	15600.00	60.88	55.59	5.29	74.00	-13.12	200	320 Peak	Horizontal	



Freq	Level	Read Level	Factor	Limit Line	Over Limit	APos	TPos	Remark	Pol/Phase	Note
MHz	dBuV/m	dBuV	dB/m	dBuV/m	dB	cm	deg			
1	10400.00	56.63	59.18	-2.55	68.20	-11.57	300	169 Peak	Vertical	
2	15600.00	44.23	38.74	5.49	54.00	-9.77	300	336 Average	Vertical	
3	15600.00	54.93	49.44	5.49	74.00	-19.07	300	336 Peak	Vertical	

802.11a

CH 48 (Horizontal)

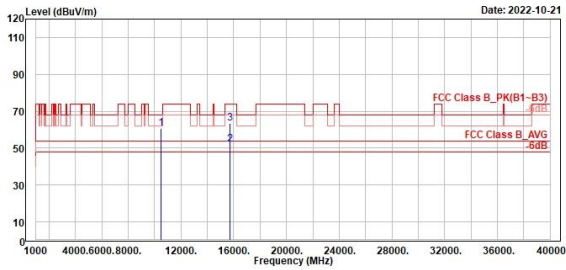
CH 48 (Vertical)



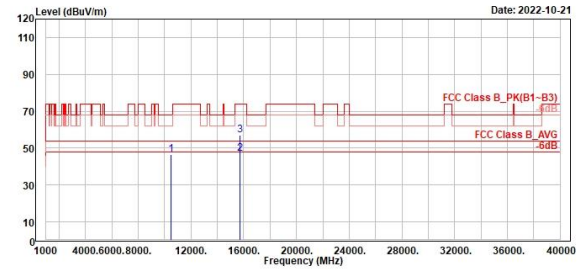
TUV Rheinland Taiwan Ltd.
No. 438-18, Sec. 2, Fenhiao, Linkou Dist., New Taipei City 244, Taiwan(R.O.C.)
Tel: +886-2172-1000 Fax: +886-2172-1322



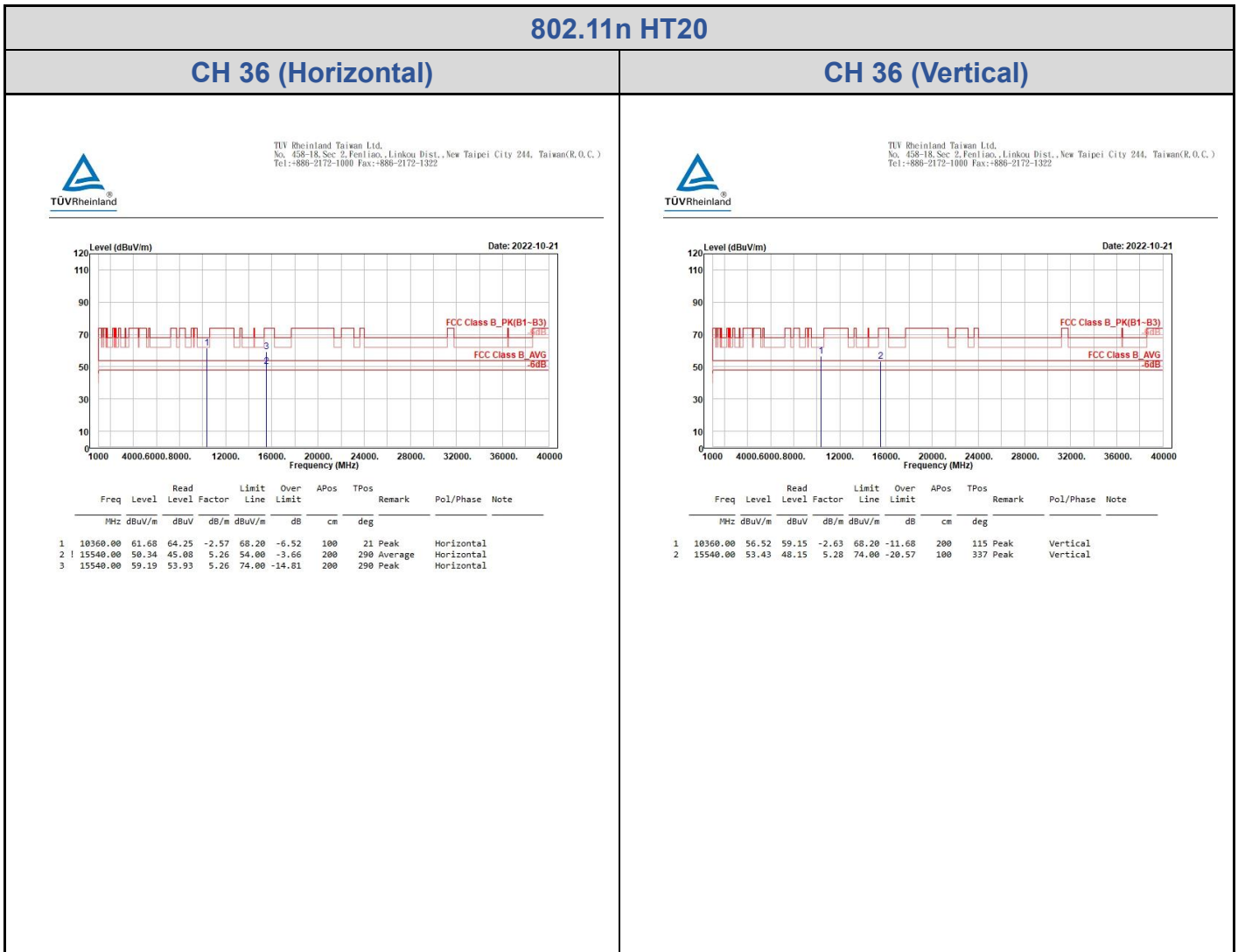
TUV Rheinland Taiwan Ltd.
No. 438-18, Sec. 2, Fenhiao, Linkou Dist., New Taipei City 244, Taiwan(R.O.C.)
Tel: +886-2172-1000 Fax: +886-2172-1322

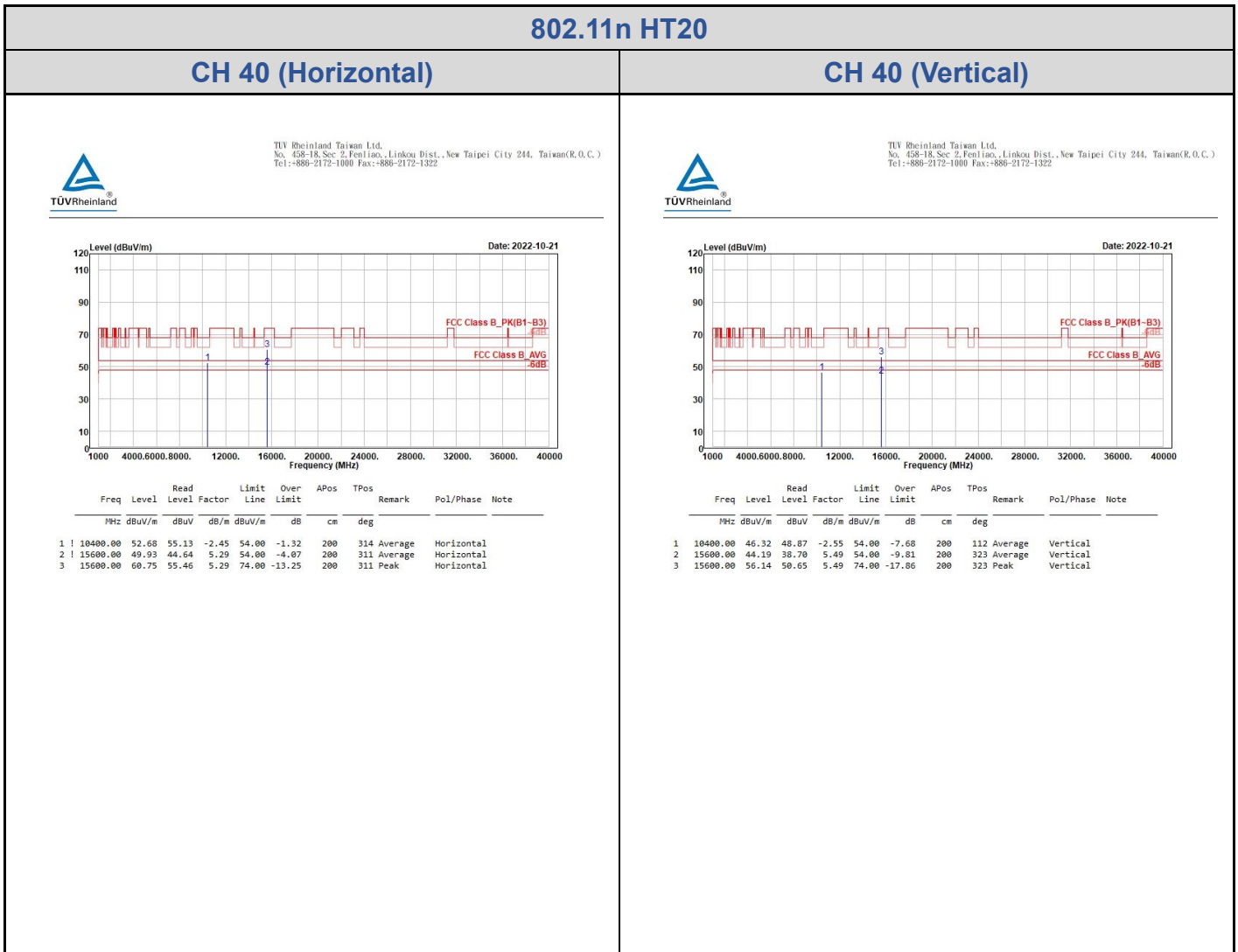


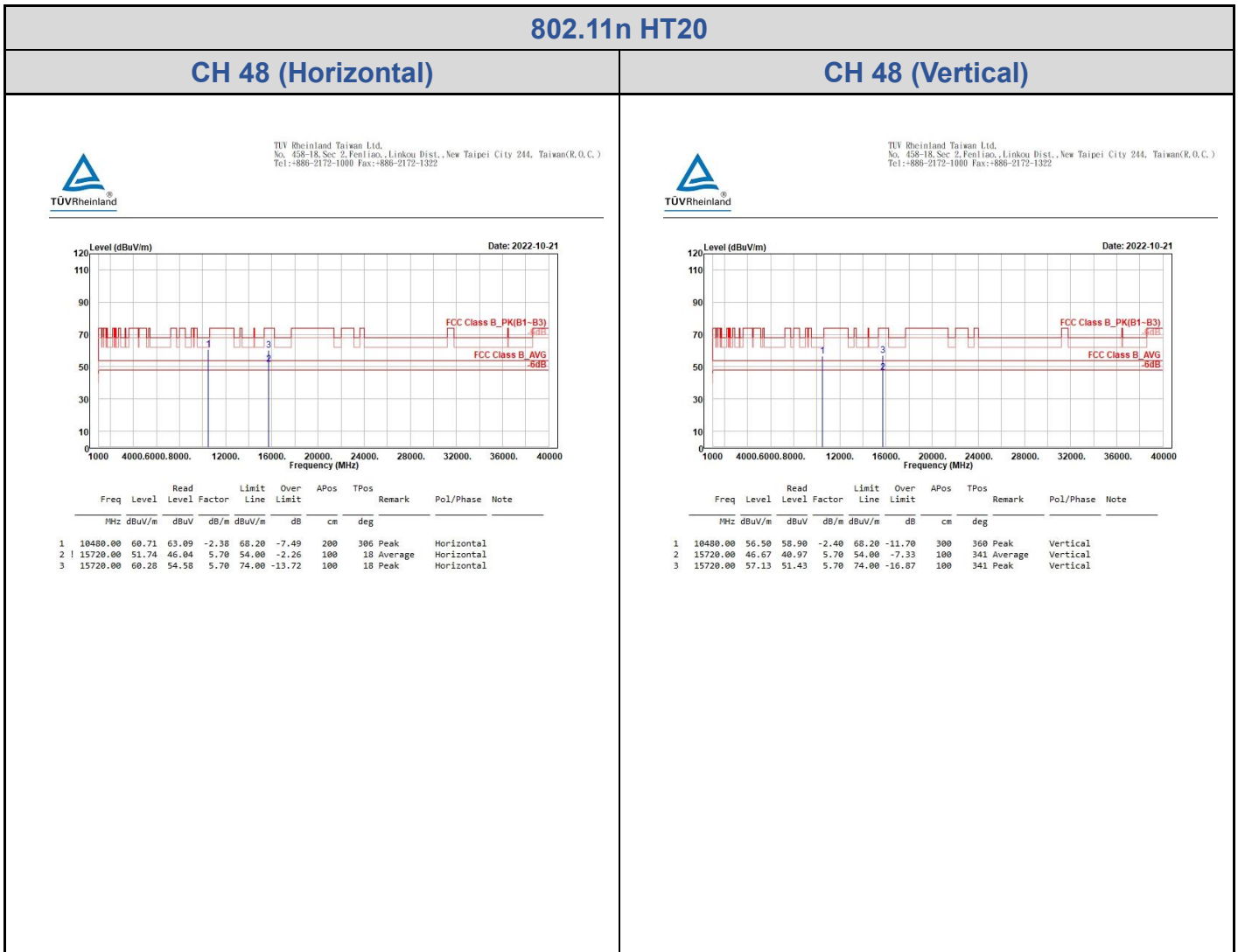
Read	Limit	Over	APos	TPos	Remark	Pol/Phase	Note
Level	Line	Limit					
Factor							
dB/m	dBuV/m	dB	cm	deg			
63.20	68.20	-7.38	200	314	Peak	Horizontal	
46.16	54.00	-2.14	200	291	Average	Horizontal	
57.88	74.00	-10.42	200	291	Peak	Horizontal	

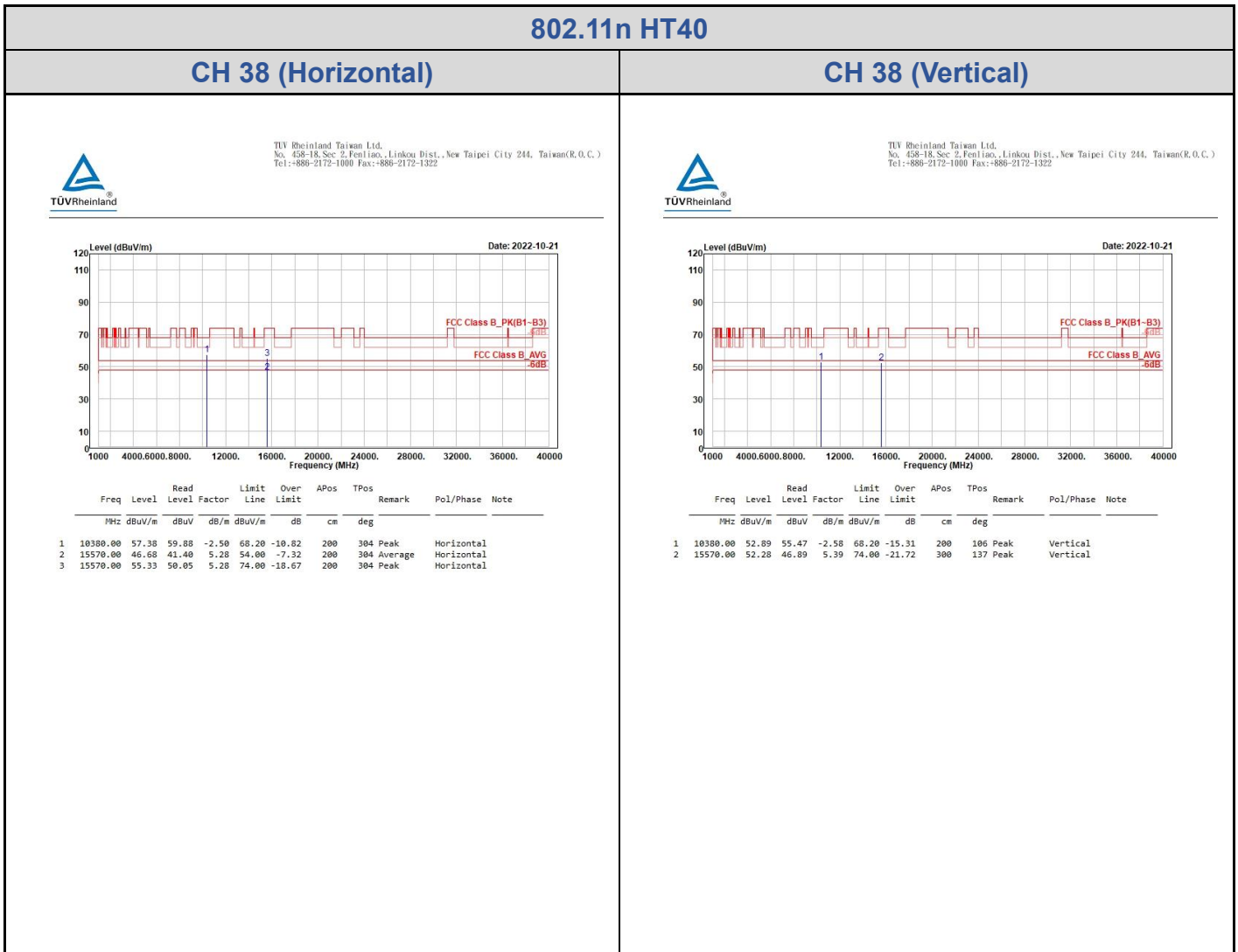


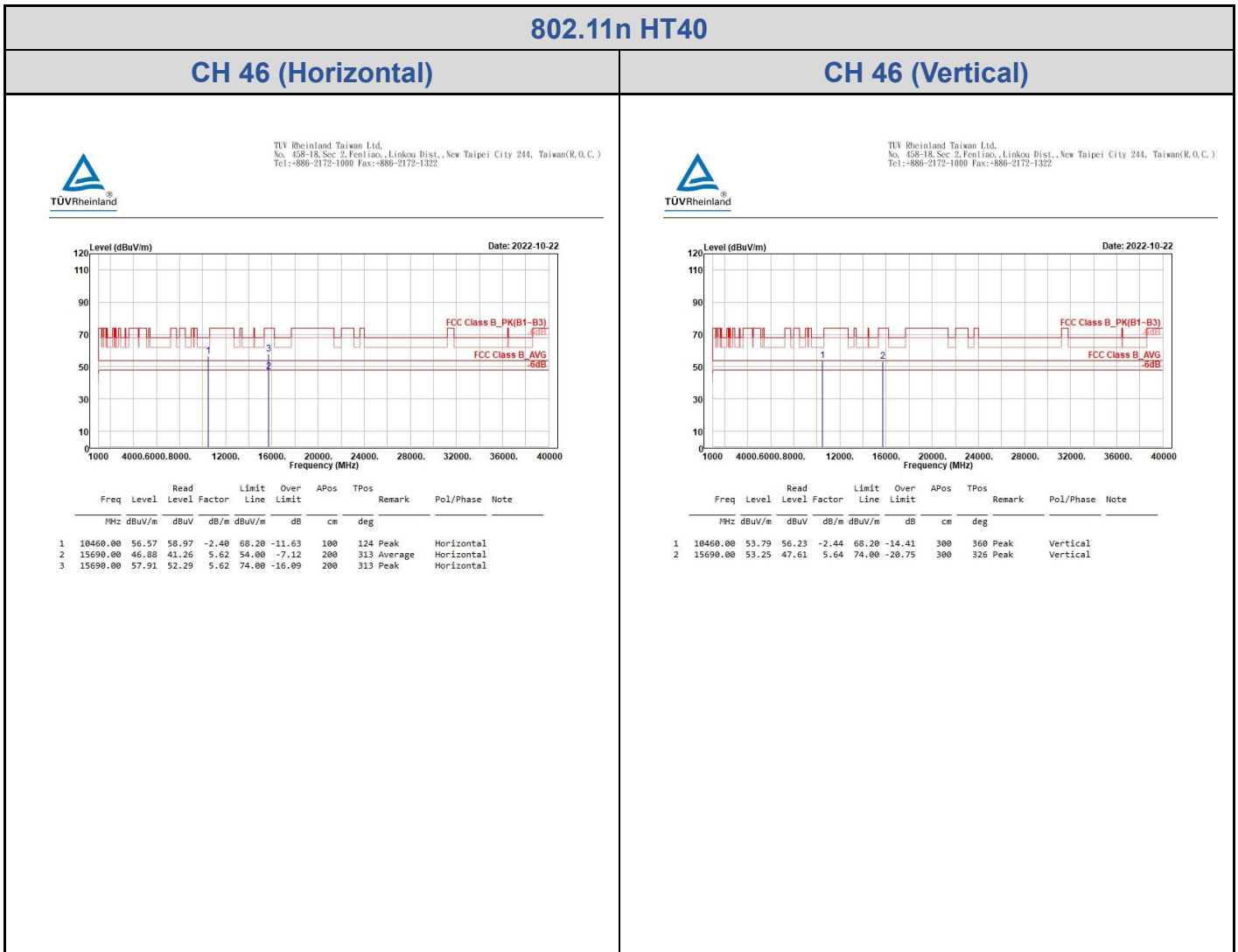
Read	Limit	Over	APos	TPos	Remark	Pol/Phase	Note
Level	Line	Limit					
Factor							
dB/m	dBuV/m	dB	cm	deg			
48.96	54.00	-7.44	279	360	Average	Vertical	
41.23	74.00	-27.07	100	11	Peak	Vertical	
51.52	74.00	-16.78	100	11	Peak	Vertical	











U-NII-3

802.11a

CH 149 (Horizontal)

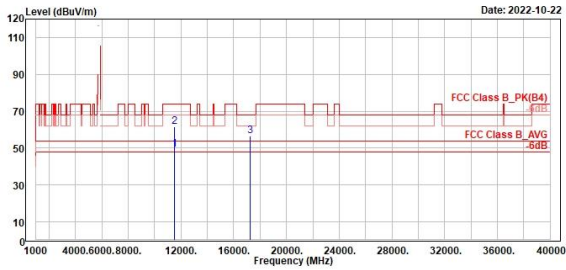
CH 149 (Vertical)



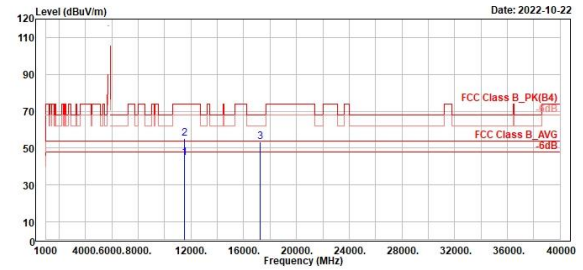
TUV Rheinland Taiwan Ltd.
No. 438-18, Sec 2, Fenhiao, Linkou Dist., New Taipei City 244, Taiwan(R.O.C.)
Tel: +886-2172-1000 Fax: +886-2172-1322



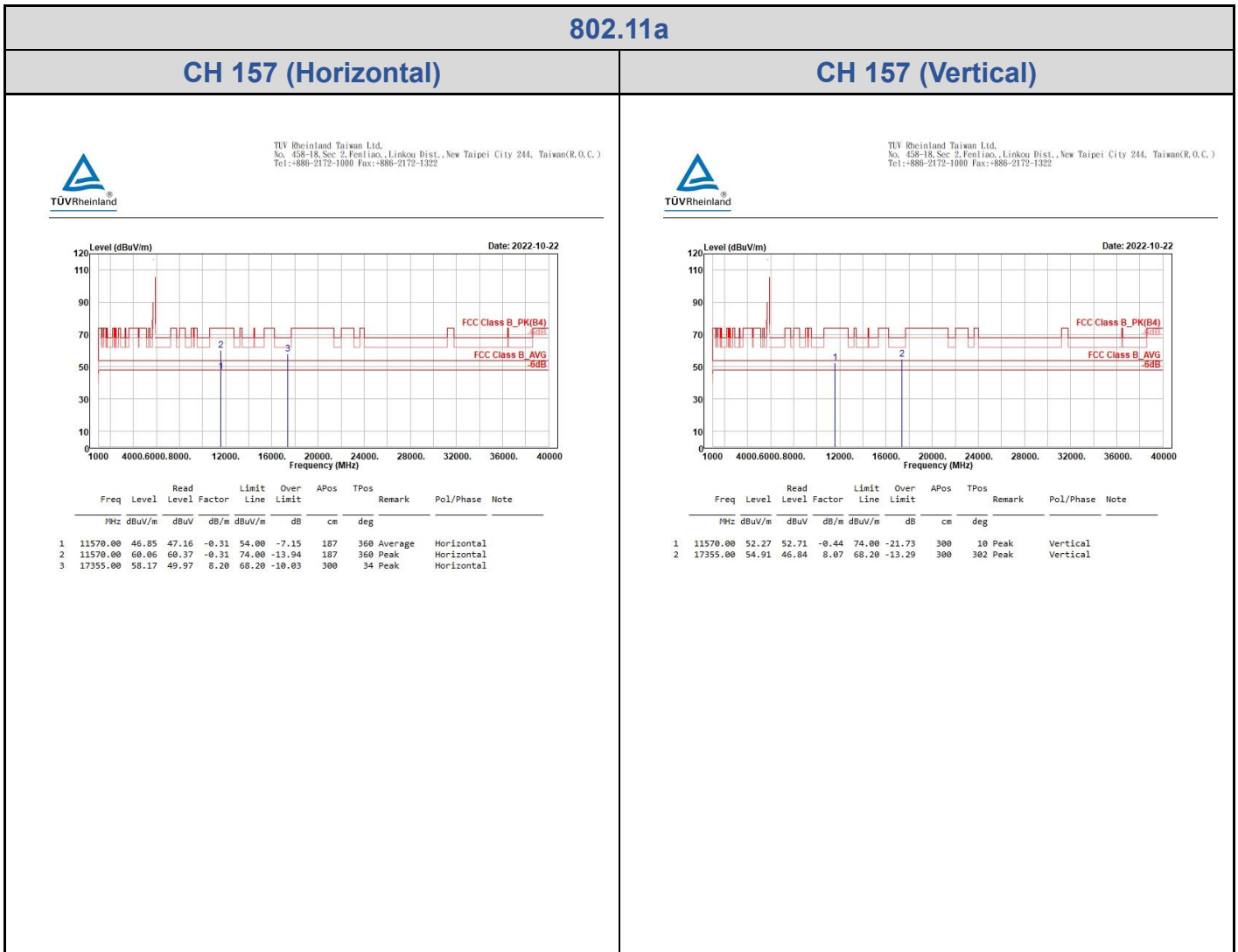
TUV Rheinland Taiwan Ltd.
No. 438-18, Sec 2, Fenhiao, Linkou Dist., New Taipei City 244, Taiwan(R.O.C.)
Tel: +886-2172-1000 Fax: +886-2172-1322



1	2	3	Read Level	Read Level Factor	Limit Line	Over Limit	APos	TPos	Remark	Pol/Phase	Note
MHz	dBuV/m	dBuV	dB/m	dBuV/m	dB	cm	deg				
11498.00	49.15	49.62	-0.47	54.00	-4.85	200	16	Average	Horizontal		
11498.00	61.60	62.07	-0.47	74.00	-12.40	200	16	Peak	Horizontal		
17235.00	56.40	48.39	8.01	68.20	-11.80	212	360	Peak	Horizontal		



1	2	3	Read Level	Read Level Factor	Limit Line	Over Limit	APos	TPos	Remark	Pol/Phase	Note
MHz	dBuV/m	dBuV	dB/m	dBuV/m	dB	cm	deg				
11498.00	44.55	45.21	-0.66	54.00	-9.45	100	360	Average	Vertical		
11498.00	55.40	56.06	-0.66	74.00	-18.60	100	360	Peak	Vertical		
17235.00	53.41	45.38	8.03	68.20	-14.79	199	41	Peak	Vertical		



802.11a

CH 165 (Horizontal)

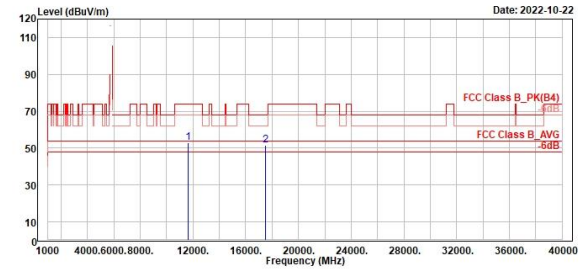
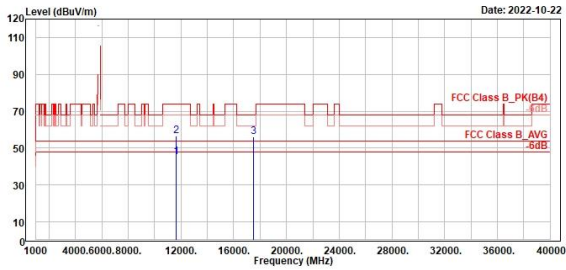
CH 165 (Vertical)



TUV Rheinland Taiwan Ltd.
No. 438-18, Sec. 2, Fenhiao, Linkou Dist., New Taipei City 244, Taiwan(R.O.C.)
Tel: +886-2172-1000 Fax: +886-2172-1322



TUV Rheinland Taiwan Ltd.
No. 438-18, Sec. 2, Fenhiao, Linkou Dist., New Taipei City 244, Taiwan(R.O.C.)
Tel: +886-2172-1000 Fax: +886-2172-1322



Freq	Level	Read Level	Factor	Limit	Over	APos	TPos	Remark	Pol/Phase	Note
MHz	dBuV/m	dBuV	dB/m	dBuV/m	dB	cm	deg			
1	11650.00	45.03	45.19	-0.16	54.00	-8.97	123	360 Average	Horizontal	
2	11650.00	56.74	56.90	-0.16	74.00	-17.26	123	360 Peak	Horizontal	
3	17475.00	56.22	47.82	8.40	68.20	-11.98	200	12 Peak	Horizontal	

Freq	Level	Read Level	Factor	Limit	Over	APos	TPos	Remark	Pol/Phase	Note
MHz	dBuV/m	dBuV	dB/m	dBuV/m	dB	cm	deg			
1	11650.00	52.79	53.00	-0.21	74.00	-21.21	100	124 Peak	Vertical	
2	17475.00	51.77	43.51	8.26	68.20	-16.43	208	44 Peak	Vertical	

