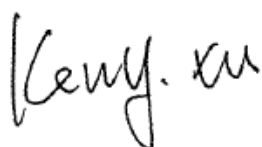


## **TEST REPORT**

**Application No.:** SZEM2005003948CR(SGS SZ No.:T52010250102EM)  
**Applicant:** DOUBLEEAGLE INDUSTRY (CHINA) LIMITED  
**Address of Applicant:** XINGDA INDUSTRIAL PARK, CHENGHAI, SHANTOU CITY, GUANGDONG PROVINCE, China  
**Manufacturer / Supplier:** DOUBLEEAGLE INDUSTRY (CHINA) LIMITED  
**Address of Manufacturer / Supplier:** XINGDA INDUSTRIAL PARK, CHENGHAI, SHANTOU CITY, GUANGDONG PROVINCE, China  
**Equipment Under Test (EUT):**  
**EUT Name:** Radio Control Toys  
**Model No.:** E570-003, E576-003 ♣  
 ♣ Please refer to section 2 of this report which indicates which model was actually tested and which were electrically identical.  
**FCC ID:** 2AAFASY-E570-003-03  
**Requested Age Grading:** 3+  
**Country of Origin:** China  
**Standard(s) :** 47 CFR Part 15, Subpart C 15.249  
**Date of Receipt:** 2020-06-03  
**Date of Test:** 2020-06-04 to 2020-06-10  
**Date of Issue:** 2020-06-16

|                     |              |
|---------------------|--------------|
| <b>Test Result:</b> | <b>Pass*</b> |
|---------------------|--------------|

\* In the configuration tested, the EUT complied with the standards specified above.





Keny Xu  
 EMC Laboratory Manager



Unless otherwise agreed in writing, this document is issued by the Company subject to its General Conditions of Service printed overleaf, available on request or accessible at <http://www.sgs.com/en/Terms-and-Conditions.aspx> and, for electronic format documents, subject to Terms and Conditions for Electronic Documents at <http://www.sgs.com/en/Terms-and-Conditions/Terms-e-Documents.aspx>. Attention is drawn to the limitation of liability, indemnification and jurisdiction issues defined therein. Any holder of this document is advised that information contained hereon reflects the Company's findings at the time of its intervention only and within the limits of Client's instructions, if any. The Company's sole responsibility is to its Client and this document does not exonerate parties to a transaction from exercising all their rights and obligations under the transaction documents. This document cannot be reproduced except in full, without prior written approval of the Company. Any unauthorized alteration, forgery or falsification of the content or appearance of this document is unlawful and offenders may be prosecuted to the fullest extent of the law. Unless otherwise stated the results shown in this test report refer only to the sample(s) tested and such sample(s) are retained for 30 days only.  
 Attention: To check the authenticity of testing /inspection report & certificate, please contact us at telephone: (86-755) 8307 1443, or email: [CN.Doccheck@sgs.com](mailto:CN.Doccheck@sgs.com)

| Revision Record |         |            |          |          |
|-----------------|---------|------------|----------|----------|
| Version         | Chapter | Date       | Modifier | Remark   |
| 01              |         | 2020-06-16 |          | Original |
|                 |         |            |          |          |
|                 |         |            |          |          |

|                                 |  |   |  |
|---------------------------------|--|---|--|
| <b>Authorized for issue by:</b> |  |   |  |
|                                 |  |    |  |
|                                 |  | <hr/> <b>Gebin Sun /Project Engineer</b>  |  |
|                                 |  |  |  |
|                                 |  | <hr/> <b>Eric Fu /Reviewer</b>  |  |



Unless otherwise agreed in writing, this document is issued by the Company subject to its General Conditions of Service printed overleaf, available on request or accessible at <http://www.sgs.com/en/Terms-and-Conditions.aspx> and, for electronic format documents, subject to Terms and Conditions for Electronic Documents at <http://www.sgs.com/en/Terms-and-Conditions/Terms-e-Documents.aspx>. Attention is drawn to the limitation of liability, indemnification and jurisdiction issues defined therein. Any holder of this document is advised that information contained hereon reflects the Company's findings at the time of its intervention only and within the limits of Client's instructions, if any. The Company's sole responsibility is to its Client and this document does not exonerate parties to a transaction from exercising all their rights and obligations under the transaction documents. This document cannot be reproduced except in full, without prior written approval of the Company. Any unauthorized alteration, forgery or falsification of the content or appearance of this document is unlawful and offenders may be prosecuted to the fullest extent of the law. Unless otherwise stated the results shown in this test report refer only to the sample(s) tested and such sample(s) are retained for 30 days only.  
 Attention: To check the authenticity of testing /inspection report & certificate, please contact us at telephone: (86-755) 8307 1443, or email: [CN.Doccheck@sgs.com](mailto:CN.Doccheck@sgs.com)

## 2 Test Summary

| Radio Spectrum Technical Requirement |                                  |        |                                  |        |
|--------------------------------------|----------------------------------|--------|----------------------------------|--------|
| Item                                 | Standard                         | Method | Requirement                      | Result |
| Antenna Requirement                  | 47 CFR Part 15, Subpart C 15.249 | N/A    | 47 CFR Part 15, Subpart C 15.203 | Pass   |

| Radio Spectrum Matter Part                           |                                  |  |   |        |
|--|----------------------------------|--|---|--------|
| Item   | Standard                         | Method                                 | Requirement   | Result |
| 20dB Bandwidth                                       | 47 CFR Part 15, Subpart C 15.249 | ANSI C63.10 (2013) Section 6.9         | 47 CFR Part 15, Subpart C 15.215                      | Pass   |
| Field Strength of the Fundamental Signal (15.249(a)) | 47 CFR Part 15, Subpart C 15.249 | ANSI C63.10 (2013) Section 6.5&6.6     | 47 CFR Part 15, Subpart C 15.249(a)                   | Pass   |
| Restricted Band Around Fundamental Frequency         | 47 CFR Part 15, Subpart C 15.249 | ANSI C63.10 (2013) Section 6.10.5      | 47 CFR Part 15, Subpart C 15.205 & 15.249(d) & 15.209 | Pass   |
| Radiated Emissions                                   | 47 CFR Part 15, Subpart C 15.249 | ANSI C63.10 (2013) Section 6.4&6.5&6.6 | 47 CFR Part 15, Subpart C 15.209 & 15.249 (a),(d)     | Pass   |

### Remark:

Model No.: E570-003, E576-003

Only the model E570-003 was tested. Since according to the declaration from the applicant, the electrical circuit design, layout, components used, internal wiring and functions were identical for the above models, with only difference on decoration, color and model No..



Unless otherwise agreed in writing, this document is issued by the Company subject to its General Conditions of Service printed overleaf, available on request or accessible at <http://www.sgs.com/en/Terms-and-Conditions.aspx> and, for electronic format documents, subject to Terms and Conditions for Electronic Documents at <http://www.sgs.com/en/Terms-and-Conditions/Terms-e-Documents.aspx>. Attention is drawn to the limitation of liability, indemnification and jurisdiction issues defined therein. Any holder of this document is advised that information contained hereon reflects the Company's findings at the time of its intervention only and within the limits of Client's instructions, if any. The Company's sole responsibility is to its Client and this document does not exonerate parties to a transaction from exercising all their rights and obligations under the transaction documents. This document cannot be reproduced except in full, without prior written approval of the Company. Any unauthorized alteration, forgery or falsification of the content or appearance of this document is unlawful and offenders may be prosecuted to the fullest extent of the law. Unless otherwise stated the results shown in this test report refer only to the sample(s) tested and such sample(s) are retained for 30 days only.  
 Attention: To check the authenticity of testing / inspection report & certificate, please contact us at telephone: (86-755) 8307 1443, or email: [CN.Doccheck@sgs.com](mailto:CN.Doccheck@sgs.com)

### 3 Contents

|   | Page |
|---|------|
| 1 COVER PAGE .....  | 1    |
| 2 TEST SUMMARY .....  | 3    |
| 3 CONTENTS .....  | 4    |
| 4 GENERAL INFORMATION .....                                   | 5    |
| 4.1 DETAILS OF E.U.T. ....                                    | 5    |
| 4.2 DESCRIPTION OF SUPPORT UNITS .....                        | 5    |
| 4.3 MEASUREMENT UNCERTAINTY .....                             | 5    |
| 4.4 TEST LOCATION.....  | 6    |
| 4.5 TEST FACILITY.....  | 6    |
| 4.6 DEVIATION FROM STANDARDS.....                             | 6    |
| 4.7 ABNORMALITIES FROM STANDARD CONDITIONS .....              | 6    |
| 5 EQUIPMENT LIST.....   | 7    |
| 6 RADIO SPECTRUM TECHNICAL REQUIREMENT .....                  | 10   |
| 6.1 ANTENNA REQUIREMENT .....                                 | 10   |
| 6.1.1 Test Requirement: .....                                 | 10   |
| 6.1.2 Conclusion .....  | 10   |
| 7 RADIO SPECTRUM MATTER TEST RESULTS.....                     | 11   |
| 7.1 20DB BANDWIDTH .....                                      | 11   |
| 7.1.1 E.U.T. Operation .....                                  | 11   |
| 7.1.2 Test Setup Diagram .....                                | 11   |
| 7.1.3 Measurement Procedure and Data.....                     | 11   |
| 7.2 FIELD STRENGTH OF THE FUNDAMENTAL SIGNAL (15.249(A))..... | 14   |
| 7.2.1 E.U.T. Operation .....                                  | 17   |
| 7.2.2 Test Setup Diagram .....                                | 17   |
| 7.2.3 Measurement Procedure and Data.....                     | 18   |
| 7.3 RESTRICTED BAND AROUND FUNDAMENTAL FREQUENCY .....        | 25   |
| 7.3.1 E.U.T. Operation .....                                  | 25   |
| 7.3.2 Test Setup Diagram .....                                | 25   |
| 7.3.3 Measurement Procedure and Data.....                     | 26   |
| 7.4 RADIATED EMISSIONS .....                                  | 31   |
| 7.4.1 E.U.T. Operation .....                                  | 32   |
| 7.4.2 Test Setup Diagram .....                                | 32   |
| 7.4.3 Measurement Procedure and Data.....                     | 33   |
| 8 PHOTOGRAPHS.....  | 42   |
| 8.1 TEST SETUP.....   | 42   |
| 8.2 EUT CONSTRUCTIONAL DETAILS (EUT PHOTOS).....              | 42   |



## 4 General Information

### 4.1 Details of E.U.T.

|                      |  |
|----------------------|--|
| Power Supply:        | 3V DC(1.5V x 2 "AA" Size Batteries) for TX |
| Operation Frequency: | 2405MHz to 2475MHz                         |
| Channel Spacing      | 1MHz                                       |
| Modulation Type:     | GFSK                                       |
| Number of Channels:  | 71   |
| Sample Type:         | Portable production                        |
| Antenna Type:        | Integral                                   |
| Antenna Gain:        | 0dBi                                       |

### 4.2 Description of Support Units

The EUT has been tested as an independent unit.

### 4.3 Measurement Uncertainty

| No. | Item                            | Measurement Uncertainty         |
|-----|---------------------------------|---------------------------------|
| 1   | Radio Frequency                 | $\pm 7.25 \times 10^{-8}$       |
| 2   | Duty cycle                      | $\pm 0.37\%$                    |
| 3   | Occupied Bandwidth              | $\pm 3\%$                       |
| 4   | Radiated Spurious emission test | $\pm 4.5\text{dB}$ (Below 1GHz) |
|     |                                 | $\pm 4.8\text{dB}$ (Above 1GHz) |
| 5   | Temperature test                | $\pm 1^\circ\text{C}$           |
| 6   | Humidity test                   | $\pm 3\%$                       |
| 7   | Supply voltages                 | $\pm 1.5\%$                     |
| 8   | Time                            | $\pm 3\%$                       |



Unless otherwise agreed in writing, this document is issued by the Company subject to its General Conditions of Service printed overleaf, available on request or accessible at <http://www.sgs.com/en/Terms-and-Conditions.aspx> and, for electronic format documents, subject to Terms and Conditions for Electronic Documents at <http://www.sgs.com/en/Terms-and-Conditions/Terms-e-Documents.aspx>. Attention is drawn to the limitation of liability, indemnification and jurisdiction issues defined therein. Any holder of this document is advised that information contained hereon reflects the Company's findings at the time of its intervention only and within the limits of Client's instructions, if any. The Company's sole responsibility is to its Client and this document does not exonerate parties to a transaction from exercising all their rights and obligations under the transaction documents. This document cannot be reproduced except in full, without prior written approval of the Company. Any unauthorized alteration, forgery or falsification of the content or appearance of this document is unlawful and offenders may be prosecuted to the fullest extent of the law. Unless otherwise stated the results shown in this test report refer only to the sample(s) tested and such sample(s) are retained for 30 days only.  
Attention: To check the authenticity of testing / inspection report & certificate, please contact us at telephone: (86-755) 8307 1443, or email: [CN.Doccheck@sgs.com](mailto:CN.Doccheck@sgs.com)

#### 4.4 Test Location

All tests were performed at:

SGS-CSTC Standards Technical Services Co., Ltd., Shenzhen Branch

No. 1 Workshop, M-10, Middle Section, Science & Technology Park, Shenzhen, Guangdong, China. 518057.

Tel: +86 755 2601 2053 Fax: +86 755 2671 0594

No tests were sub-contracted.

#### 4.5 Test Facility

The test facility is recognized, certified, or accredited by the following organizations:

- **A2LA (Certificate No. 3816.01)**

SGS-CSTC Standards Technical Services Co., Ltd., Shenzhen EMC Laboratory is accredited by the American Association for Laboratory Accreditation(A2LA). Certificate No. 3816.01.

- **VCCI**

The 3m Fully-anechoic chamber for above 1GHz, 10m Semi-anechoic chamber for below 1GHz, Shielded Room for Mains Port Conducted Interference Measurement and Telecommunication Port Conducted Interference Measurement of SGS-CSTC Standards Technical Services Co., Ltd. have been registered in accordance with the Regulations for Voluntary Control Measures with Registration No.: G-20026, R-14188, C-12383 and T-11153 respectively.

- **FCC –Designation Number: CN1178**

SGS-CSTC Standards Technical Services Co., Ltd., Shenzhen EMC Laboratory has been recognized as an accredited testing laboratory.

Designation Number: CN1178. Test Firm Registration Number: 406779.

- **Innovation, Science and Economic Development Canada**

SGS-CSTC Standards Technical Services Co., Ltd., Shenzhen EMC Laboratory has been recognized by ISED as an accredited testing laboratory.

CAB identifier: CN0006.

IC#: 4620C.

#### 4.6 Deviation from Standards

None

#### 4.7 Abnormalities from Standard Conditions

None



## 5 Equipment List

| 20dB Bandwidth                       |                 |                 |              |            |              |
|--------------------------------------|-----------------|-----------------|--------------|------------|--------------|
| Equipment                            | Manufacturer    | Model No        | Inventory No | Cal Date   | Cal Due Date |
| Shielding Room                       | SAEMC           | MSR733          | SEM001-09    | 2019-06-13 | 2022-06-12   |
| DC Power Supply                      | Rohde & Schwarz | NGSM 32/10      | SEM011-04    | 2020-03-24 | 2021-03-23   |
| Spectrum Analyzer                    | Rohde & Schwarz | FSP             | SEM004-06    | 2019-09-24 | 2020-09-23   |
| Measurement Software                 | TST             | TST PASS V1.0.5 | N/A          | N/A        | N/A          |
| Coaxial Cable                        | SGS             | N/A             | SEM031-02    | 2019-07-11 | 2020-07-10   |
| Attenuator                           | Huber+Suhner    | 6620_SMA-50-1   | SEM021-09    | N/A        | N/A          |
| Signal Generator                     | KEYSIGHT        | N5173B          | SEM006-05    | 2019-09-24 | 2020-09-23   |
| Power Meter                          | Rohde & Schwarz | NRVS            | SEM014-02    | 2019-09-24 | 2020-09-23   |
| Electric and Magnetic Field Analyzer | Narda           | EHP-50F         | SEM022-05    | 2019-11-28 | 2020-11-27   |

| Field Strength of the Fundamental Signal (15.249(a)) |                                    |                 |              |            |              |
|--|------------------------------------|-----------------|--------------|------------|--------------|
| Equipment  | Manufacturer                       | Model No        | Inventory No | Cal Date   | Cal Due Date |
| 3m Semi-Anechoic Chamber                             | AUDIX                              | N/A             | SEM001-02    | 2018-03-13 | 2021-03-12   |
| Measurement Software                                 | AUDIX                              | e3 V8.2014-6-27 | N/A          | N/A        | N/A          |
| Coaxial Cable  | SGS                                | N/A             | SEM026-01    | 2019-07-11 | 2020-07-10   |
| EXA Spectrum Analyzer                                | AgilentTechnologies Inc            | N9010A          | SEM004-12    | 2020-04-09 | 2021-04-08   |
| Horn Antenna   | Rohde & Schwarz                    | HF907           | SEM003-07    | 2018-04-13 | 2021-04-12   |
| Horn Antenna   | Schwarzbeck                        | BBHA 9170       | SEM003-15    | 2017-10-17 | 2020-10-16   |
| Pre-Amplifier  | Compliance Directions Systems Inc. | PAP-0126        | SEM004-11    | 2019-09-24 | 2020-09-23   |
| Pre-amplifier  | Rohde & Schwarz                    | CH14-H052       | SEM005-17    | 2020-04-01 | 2021-03-31   |
| Pre-amplifier  | Compliance Directions Systems Inc. | PAP-2640-50     | SEM005-08    | 2020-04-01 | 2021-03-31   |
| DC Power Supply                                      | Zhao Xin                           | KXN-6020D       | SEM011-08    | 2019-09-24 | 2020-09-23   |
| Active Loop Antenna                                  | ETS-Lindgren                       | 6502            | SEM003-08    | 2017-08-22 | 2020-08-21   |



Unless otherwise agreed in writing, this document is issued by the Company subject to its General Conditions of Service printed overleaf, available on request or accessible at <http://www.sgs.com/en/Terms-and-Conditions.aspx> and, for electronic format documents, subject to Terms and Conditions for Electronic Documents at <http://www.sgs.com/en/Terms-and-Conditions/Terms-e-Documents.aspx>. Attention is drawn to the limitation of liability, indemnification and jurisdiction issues defined therein. Any holder of this document is advised that information contained hereon reflects the Company's findings at the time of its intervention only and within the limits of Client's instructions, if any. The Company's sole responsibility is to its Client and this document does not exonerate parties to a transaction from exercising all their rights and obligations under the transaction documents. This document cannot be reproduced except in full, without prior written approval of the Company. Any unauthorized alteration, forgery or falsification of the content or appearance of this document is unlawful and offenders may be prosecuted to the fullest extent of the law. Unless otherwise stated the results shown in this test report refer only to the sample(s) tested and such sample(s) are retained for 30 days only.

Attention: To check the authenticity of testing / inspection report & certificate, please contact us at telephone: (86-755) 8307 1443, or email: [CN.Doccheck@sgs.com](mailto:CN.Doccheck@sgs.com)

| <b>Restricted Band Around Fundamental Frequency</b> |                                    |                 |                     |                 |                     |
|---|------------------------------------|-----------------|---------------------|-----------------|---------------------|
| <b>Equipment</b>                                    | <b>Manufacturer</b>                | <b>Model No</b> | <b>Inventory No</b> | <b>Cal Date</b> | <b>Cal Due Date</b> |
| 3m Semi-Anechoic Chamber                            | AUDIX                              | N/A             | SEM001-02           | 2018-03-13      | 2021-03-12          |
| Measurement Software                                | AUDIX                              | e3 V8.2014-6-27 | N/A                 | N/A             | N/A                 |
| Coaxial Cable                                       | SGS                                | N/A             | SEM026-01           | 2019-07-11      | 2020-07-10          |
| EXA Spectrum Analyzer                               | AgilentTechnologies Inc            | N9010A          | SEM004-12           | 2020-04-09      | 2021-04-08          |
| Horn Antenna  | Rohde & Schwarz                    | HF907           | SEM003-07           | 2018-04-13      | 2021-04-12          |
| Horn Antenna  | Schwarzbeck                        | BBHA 9170       | SEM003-15           | 2017-10-17      | 2020-10-16          |
| Pre-Amplifier                                       | Compliance Directions Systems Inc. | PAP-0126        | SEM004-11           | 2019-09-24      | 2020-09-23          |
| Pre-amplifier                                       | Rohde & Schwarz                    | CH14-H052       | SEM005-17           | 2020-04-01      | 2021-03-31          |
| Pre-amplifier                                       | Compliance Directions Systems Inc. | PAP-2640-50     | SEM005-08           | 2020-04-01      | 2021-03-31          |
| DC Power Supply                                     | Zhao Xin                           | KXN-6020D       | SEM011-08           | 2019-09-24      | 2020-09-23          |
| Active Loop Antenna                                 | ETS-Lindgren                       | 6502            | SEM003-08           | 2017-08-22      | 2020-08-21          |

| <b>Radiated Emissions (30MHz-1GHz)</b> |                      |                  |                      |                  |                      |
|--|----------------------|------------------|----------------------|------------------|----------------------|
| <b>Test Equipment</b>                  | <b>Manufacturer</b>  | <b>Model No.</b> | <b>Inventory No.</b> | <b>Cal. Date</b> | <b>Cal. Due date</b> |
| 3m Semi-Anechoic Chamber               | ETS-LINDGREN         | N/A              | SEM001-01            | 2017-08-05       | 2020-08-04           |
| MXE EMI Receiver (20Hz-8.4GHz)         | Agilent Technologies | N9038A           | SEM004-05            | 2019-09-24       | 2020-09-23           |
| BiConiLog Antenna (26-3000MHz)         | ETS-LINDGREN         | 3142C            | SEM003-01            | 2017-06-27       | 2020-06-26           |
| Pre-amplifier (0.1-1300MHz)            | Agilent Technologies | 8447D            | SEM005-01            | 2020-04-01       | 2021-03-31           |
| Measurement Software                   | AUDIX                | e3 V8.2014-6-27  | N/A                  | N/A              | N/A                  |
| Coaxial Cable                          | SGS                  | N/A              | SEM025-01            | 2019-07-11       | 2020-07-10           |



Unless otherwise agreed in writing, this document is issued by the Company subject to its General Conditions of Service printed overleaf, available on request or accessible at <http://www.sgs.com/en/Terms-and-Conditions.aspx> and, for electronic format documents, subject to Terms and Conditions for Electronic Documents at <http://www.sgs.com/en/Terms-and-Conditions/Terms-e-Documents.aspx>. Attention is drawn to the limitation of liability, indemnification and jurisdiction issues defined therein. Any holder of this document is advised that information contained hereon reflects the Company's findings at the time of its intervention only and within the limits of Client's instructions, if any. The Company's sole responsibility is to its Client and this document does not exonerate parties to a transaction from exercising all their rights and obligations under the transaction documents. This document cannot be reproduced except in full, without prior written approval of the Company. Any unauthorized alteration, forgery or falsification of the content or appearance of this document is unlawful and offenders may be prosecuted to the fullest extent of the law. Unless otherwise stated the results shown in this test report refer only to the sample(s) tested and such sample(s) are retained for 30 days only.

Attention: To check the authenticity of testing /inspection report & certificate, please contact us at telephone: (86-755) 8307 1443, or email: [CN.Doccheck@sgs.com](mailto:CN.Doccheck@sgs.com)



| <b>Radiated Emissions (above 1GHz)</b> |                                    |                 |                     |                 |                     |
|--|------------------------------------|-----------------|---------------------|-----------------|---------------------|
| <b>Equipment</b>                       | <b>Manufacturer</b>                | <b>Model No</b> | <b>Inventory No</b> | <b>Cal Date</b> | <b>Cal Due Date</b> |
| 3m Semi-Anechoic Chamber               | AUDIX                              | N/A             | SEM001-02           | 2018-03-13      | 2021-03-12          |
| Measurement Software                   | AUDIX                              | e3 V8.2014-6-27 | N/A                 | N/A             | N/A                 |
| Coaxial Cable                          | SGS                                | N/A             | SEM026-01           | 2019-07-11      | 2020-07-10          |
| EXA Spectrum Analyzer                  | AgilentTechnologies Inc            | N9010A          | SEM004-12           | 2020-04-09      | 2021-04-08          |
| Horn Antenna                           | Rohde & Schwarz                    | HF907           | SEM003-07           | 2018-04-13      | 2021-04-12          |
| Horn Antenna                           | Schwarzbeck                        | BBHA 9170       | SEM003-15           | 2017-10-17      | 2020-10-16          |
| Pre-Amplifier                          | Compliance Directions Systems Inc. | PAP-0126        | SEM004-11           | 2019-09-24      | 2020-09-23          |
| Pre-amplifier                          | Rohde & Schwarz                    | CH14-H052       | SEM005-17           | 2020-04-01      | 2021-03-31          |
| Pre-amplifier                          | Compliance Directions Systems Inc. | PAP-2640-50     | SEM005-08           | 2020-04-01      | 2021-03-31          |
| DC Power Supply                        | Zhao Xin                           | KXN-6020D       | SEM011-08           | 2019-09-24      | 2020-09-23          |
| Active Loop Antenna                    | ETS-Lindgren                       | 6502            | SEM003-08           | 2017-08-22      | 2020-08-21          |

| <b>General used equipment</b>   |   |                 |                     |                 |                     |
|---------------------------------|---|-----------------|---------------------|-----------------|---------------------|
| <b>Equipment</b>                | <b>Manufacturer</b>                       | <b>Model No</b> | <b>Inventory No</b> | <b>Cal Date</b> | <b>Cal Due Date</b> |
| Humidity/ Temperature Indicator | Shanghai Meteorological Industry Factory  | ZJ1-2B          | SEM002-03           | 2019-09-26      | 2020-09-25          |
| Humidity/ Temperature Indicator | Shanghai Meteorological Industry Factory  | ZJ1-2B          | SEM002-04           | 2019-09-26      | 2020-09-25          |
| Humidity/ Temperature Indicator | Mingle                                    | N/A             | SEM002-08           | 2019-09-26      | 2020-09-25          |
| Barometer                       | Changchun Meteorological Industry Factory | DYM3            | SEM002-01           | 2020-04-07      | 2021-04-06          |



Unless otherwise agreed in writing, this document is issued by the Company subject to its General Conditions of Service printed overleaf, available on request or accessible at <http://www.sgs.com/en/Terms-and-Conditions.aspx> and, for electronic format documents, subject to Terms and Conditions for Electronic Documents at <http://www.sgs.com/en/Terms-and-Conditions/Terms-e-Document.aspx>. Attention is drawn to the limitation of liability, indemnification and jurisdiction issues defined therein. Any holder of this document is advised that information contained hereon reflects the Company's findings at the time of its intervention only and within the limits of Client's instructions, if any. The Company's sole responsibility is to its Client and this document does not exonerate parties to a transaction from exercising all their rights and obligations under the transaction documents. This document cannot be reproduced except in full, without prior written approval of the Company. Any unauthorized alteration, forgery or falsification of the content or appearance of this document is unlawful and offenders may be prosecuted to the fullest extent of the law. Unless otherwise stated the results shown in this test report refer only to the sample(s) tested and such sample(s) are retained for 30 days only.  
**Attention: To check the authenticity of testing / inspection report & certificate, please contact us at telephone: (86-755) 8307 1443, or email: CN.Doccheck@sgs.com**

## 6 Radio Spectrum Technical Requirement

### 6.1 Antenna Requirement

#### 6.1.1 Test Requirement:

47 CFR Part 15, Subpart C 15.203

Limit:

15.203 requirement:

An intentional radiator shall be designed to ensure that no antenna other than that furnished by the responsible party shall be used with the device. The use of a permanently attached antenna or of an antenna that uses a unique coupling to the intentional radiator, the manufacturer may design the unit so that a broken antenna can be replaced by the user, but the use of a standard antenna jack or electrical connector is prohibited.

#### 6.1.2 Conclusion

EUT Antenna:

The antenna is integrated on the main PCB and no consideration of replacement. The best case gain of the antenna is 0dBi.

Antenna location: Refer to Internal photos



## 7 Radio Spectrum Matter Test Results

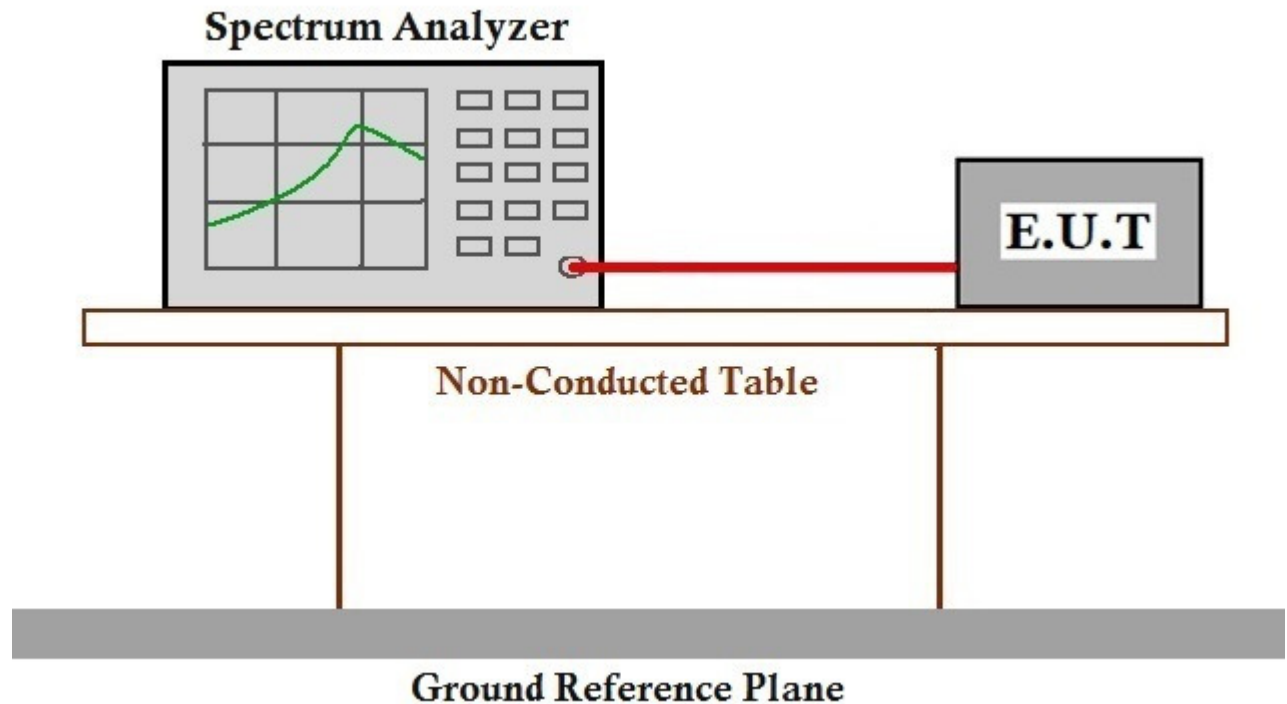
### 7.1 20dB Bandwidth

Test Requirement 47 CFR Part 15, Subpart C 15.215  
Test Method: ANSI C63.10 (2013) Section 6.9  
Limit: N/A

#### 7.1.1 E.U.T. Operation

Operating Environment:  
Temperature: 28.6 °C Humidity: 48.9 % RH Atmospheric Pressure: 1010 mbar  
Test mode b:TX mode\_Keep the EUT in transmitting with modulation mode.

#### 7.1.2 Test Setup Diagram



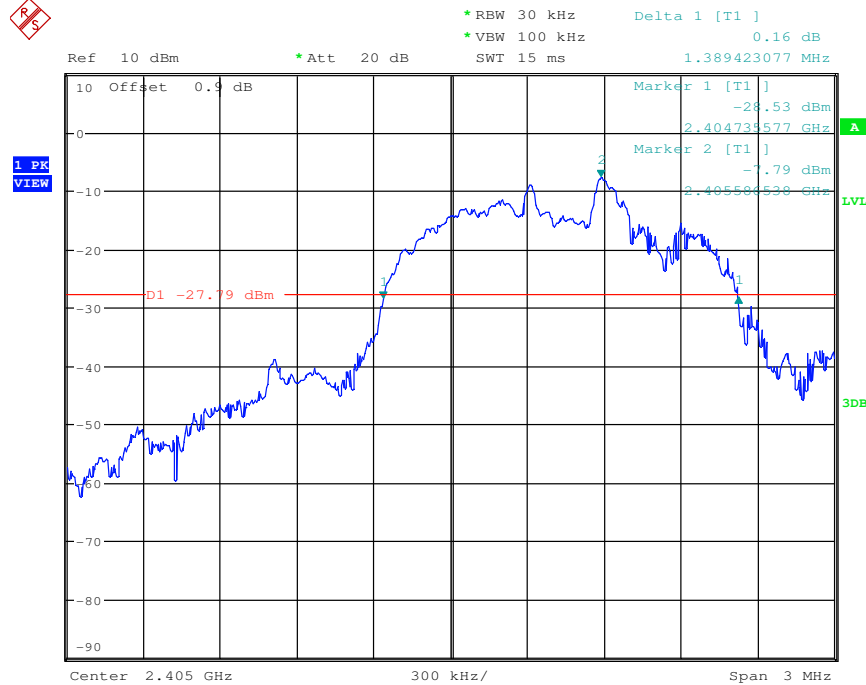
#### 7.1.3 Measurement Procedure and Data

| Test channel | 20dB bandwidth (MHz) | Results |
|--------------|----------------------|---------|
| Lowest       | 1.389                | Pass    |
| Middle       | 2.346                | Pass    |
| Highest      | 2.308                | Pass    |

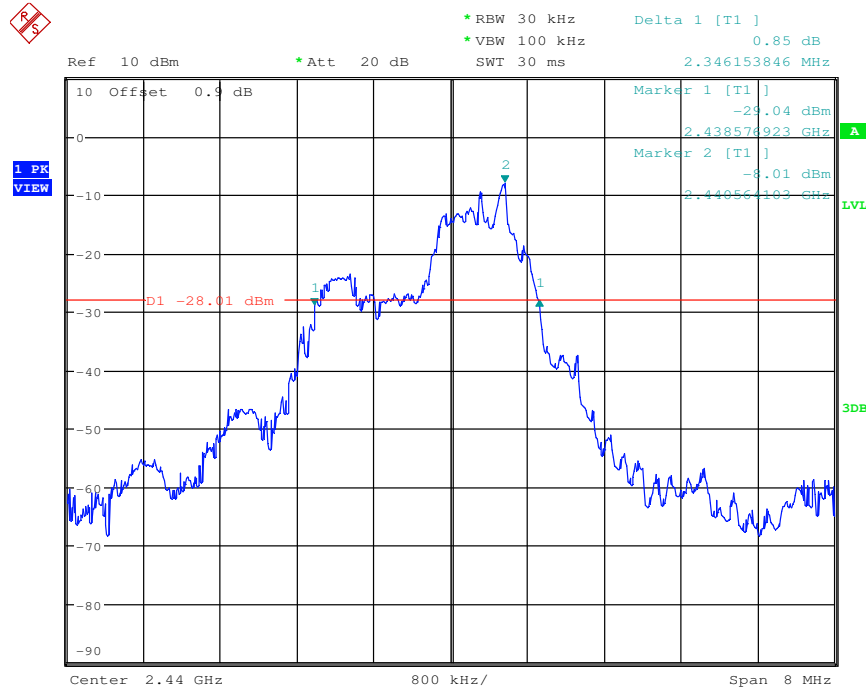


Unless otherwise agreed in writing, this document is issued by the Company subject to its General Conditions of Service printed overleaf, available on request or accessible at <http://www.sgs.com/en/Terms-and-Conditions.aspx> and, for electronic format documents, subject to Terms and Conditions for Electronic Documents at <http://www.sgs.com/en/Terms-and-Conditions/Terms-e-Documents.aspx>. Attention is drawn to the limitation of liability, indemnification and jurisdiction issues defined therein. Any holder of this document is advised that information contained hereon reflects the Company's findings at the time of its intervention only and within the limits of Client's instructions, if any. The Company's sole responsibility is to its Client and this document does not exonerate parties to a transaction from exercising all their rights and obligations under the transaction documents. This document cannot be reproduced except in full, without prior written approval of the Company. Any unauthorized alteration, forgery or falsification of the content or appearance of this document is unlawful and offenders may be prosecuted to the fullest extent of the law. Unless otherwise stated the results shown in this test report refer only to the sample(s) tested and such sample(s) are retained for 30 days only.  
Attention: To check the authenticity of testing / inspection report & certificate, please contact us at telephone: (86-755) 8307 1443, or email: [CN.Doccheck@sgs.com](mailto:CN.Doccheck@sgs.com)

Mode:b; Channel:Low

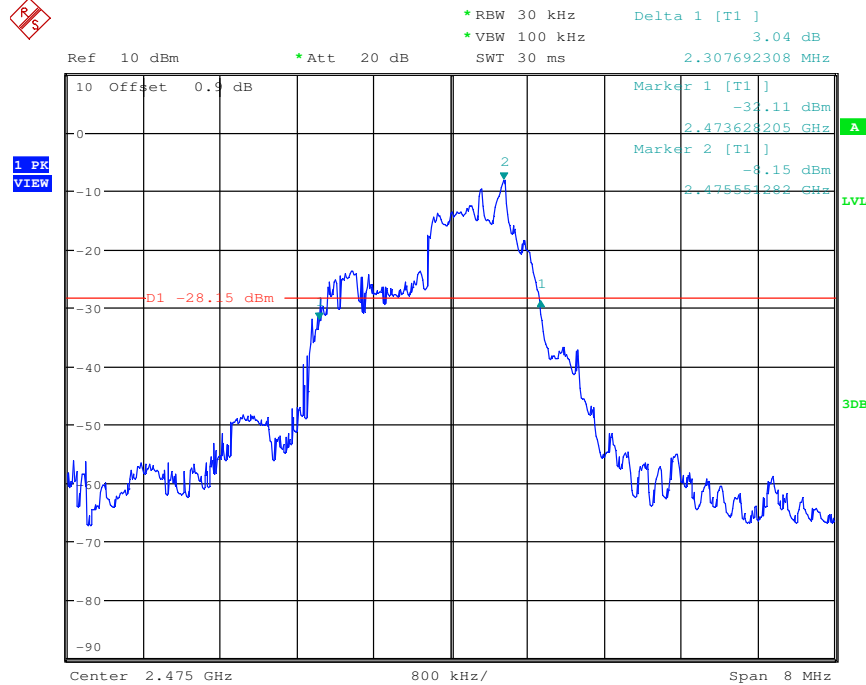


Mode:b; Channel:middle



Unless otherwise agreed in writing, this document is issued by the Company subject to its General Conditions of Service printed overleaf, available on request or accessible at <http://www.sgs.com/en/Terms-and-Conditions.aspx> and, for electronic format documents, subject to Terms and Conditions for Electronic Documents at <http://www.sgs.com/en/Terms-and-Conditions/Terms-e-Documents.aspx>. Attention is drawn to the limitation of liability, indemnification and jurisdiction issues defined therein. Any holder of this document is advised that information contained hereon reflects the Company's findings at the time of its intervention only and within the limits of Client's instructions, if any. The Company's sole responsibility is to its Client and this document does not exonerate parties to a transaction from exercising all their rights and obligations under the transaction documents. This document cannot be reproduced except in full, without prior written approval of the Company. Any unauthorized alteration, forgery or falsification of the content or appearance of this document is unlawful and offenders may be prosecuted to the fullest extent of the law. Unless otherwise stated the results shown in this test report refer only to the sample(s) tested and such sample(s) are retained for 30 days only.

Mode:b; Channel:High



Unless otherwise agreed in writing, this document is issued by the Company subject to its General Conditions of Service printed overleaf, available on request or accessible at <http://www.sgs.com/en/Terms-and-Conditions.aspx> and, for electronic format documents, subject to Terms and Conditions for Electronic Documents at <http://www.sgs.com/en/Terms-and-Conditions/Terms-e-Documents.aspx>. Attention is drawn to the limitation of liability, indemnification and jurisdiction issues defined therein. Any holder of this document is advised that information contained hereon reflects the Company's findings at the time of its intervention only and within the limits of Client's instructions, if any. The Company's sole responsibility is to its Client and this document does not exonerate parties to a transaction from exercising all their rights and obligations under the transaction documents. This document cannot be reproduced except in full, without prior written approval of the Company. Any unauthorized alteration, forgery or falsification of the content or appearance of this document is unlawful and offenders may be prosecuted to the fullest extent of the law. Unless otherwise stated the results shown in this test report refer only to the sample(s) tested and such sample(s) are retained for 30 days only.

**7.2 Field Strength of the Fundamental Signal (15.249(a))**

Test Requirement 47 CFR Part 15, Subpart C 15.249(a)  
 Test Method: ANSI C63.10 (2013) Section 6.5&6.6  
 Measurement Distance: 3m  
 Limit:

| Fundamental frequency(MHz) | Field strength of fundamental(millivolts/meter) | Field strength of harmonics(microvolts/meter) |
|----------------------------|---|---|
| 902-928                    | 50  | 500   |
| 2400-2483.5                | 50  | 500   |
| 5725-5875                  | 50  | 500   |
| 24000-24250                | 250   | 2500  |

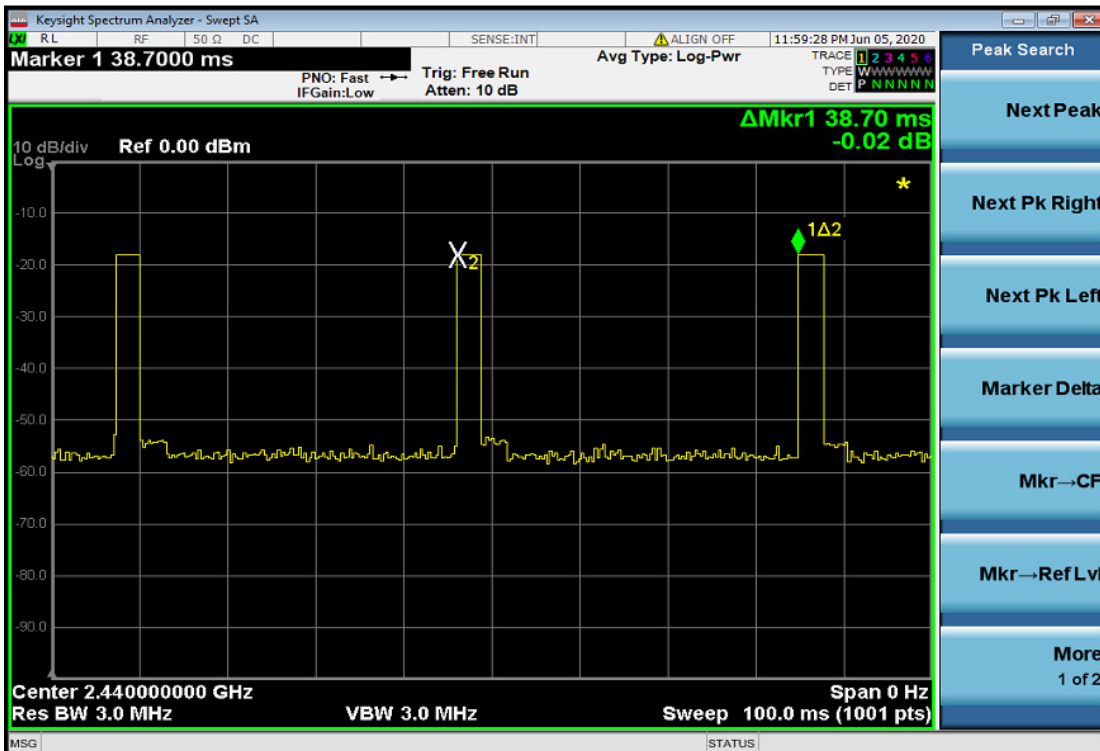
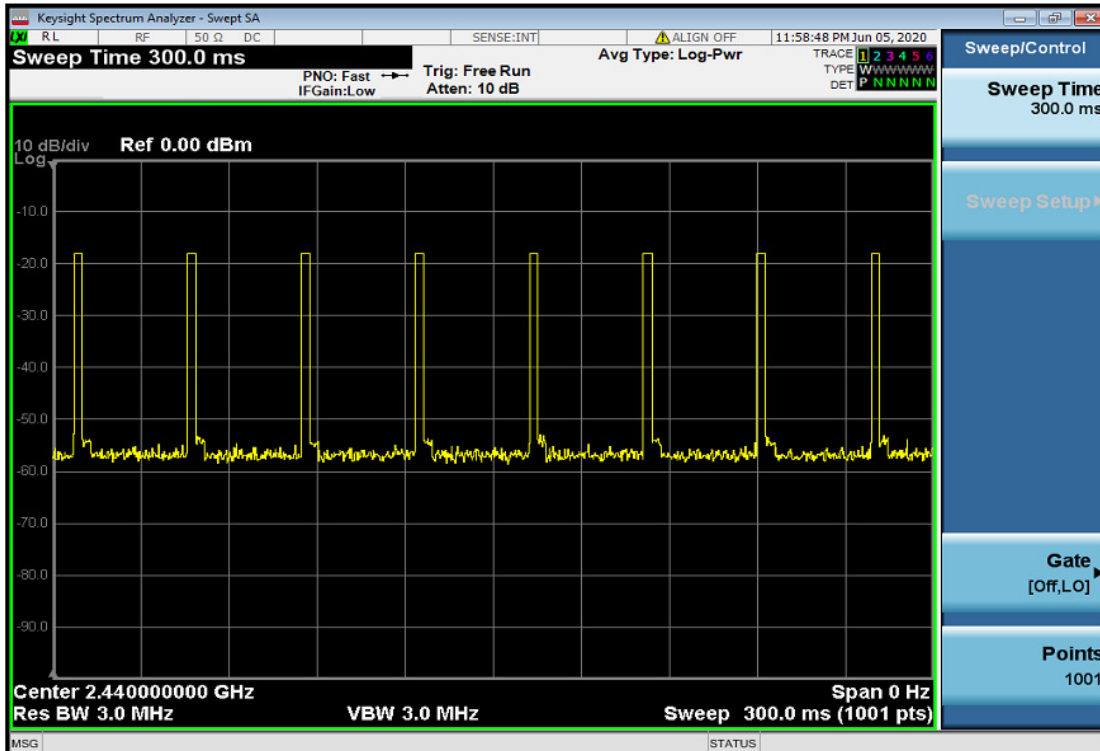
Remark: The frequencies above 1000MHz are based on average limits. However, the peak field strength of any emission shall not exceed the maximum permitted average limits specified above by more than 20 dB under any condition of modulation.  
 For fundamental frequency in "902-928MHz", the field strength of fundamental is based on Quasi-Peak.

Average value:

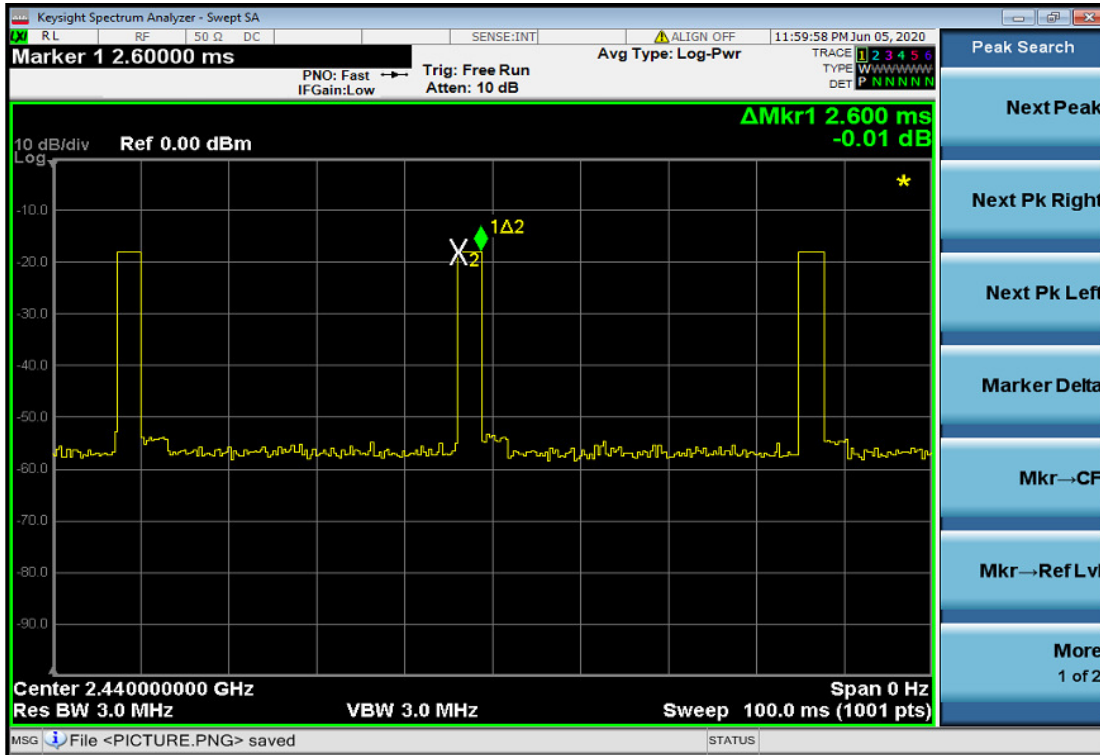
|                    |                                  |
|--------------------|----------------------------------|
| Calculate Formula: | Average value=Peak value + PDCF  |
|                    | PDCF=20 log(Duty cycle)          |
|                    | Duty cycle= T on time / T period |
| Test data:         | Ton time =2.6ms                  |
|                    | T period =38.7ms                 |
|                    | Duty cycle=6.72%                 |
|                    | PDCF value= -23.45dB             |



Unless otherwise agreed in writing, this document is issued by the Company subject to its General Conditions of Service printed overleaf, available on request or accessible at <http://www.sgs.com/en/Terms-and-Conditions.aspx> and, for electronic format documents, subject to Terms and Conditions for Electronic Documents at <http://www.sgs.com/en/Terms-and-Conditions/Terms-e-Documents.aspx>. Attention is drawn to the limitation of liability, indemnification and jurisdiction issues defined therein. Any holder of this document is advised that information contained hereon reflects the Company's findings at the time of its intervention only and within the limits of Client's instructions, if any. The Company's sole responsibility is to its Client and this document does not exonerate parties to a transaction from exercising all their rights and obligations under the transaction documents. This document cannot be reproduced except in full, without prior written approval of the Company. Any unauthorized alteration, forgery or falsification of the content or appearance of this document is unlawful and offenders may be prosecuted to the fullest extent of the law. Unless otherwise stated the results shown in this test report refer only to the sample(s) tested and such sample(s) are retained for 30 days only.  
 Attention: To check the authenticity of testing /inspection report & certificate, please contact us at telephone: (86-755) 8307 1443, or email: [CN.Doccheck@sgs.com](mailto:CN.Doccheck@sgs.com)



Unless otherwise agreed in writing, this document is issued by the Company subject to its General Conditions of Service printed overleaf, available on request or accessible at <http://www.sgs.com/en/Terms-and-Conditions.aspx> and, for electronic format documents, subject to Terms and Conditions for Electronic Documents at <http://www.sgs.com/en/Terms-and-Conditions/Terms-e-Documents.aspx>. Attention is drawn to the limitation of liability, indemnification and jurisdiction issues defined therein. Any holder of this document is advised that information contained hereon reflects the Company's findings at the time of its intervention only and within the limits of Client's instructions, if any. The Company's sole responsibility is to its Client and this document does not exonerate parties to a transaction from exercising all their rights and obligations under the transaction documents. This document cannot be reproduced except in full, without prior written approval of the Company. Any unauthorized alteration, forgery or falsification of the content or appearance of this document is unlawful and offenders may be prosecuted to the fullest extent of the law. Unless otherwise stated the results shown in this test report refer only to the sample(s) tested and such sample(s) are retained for 30 days only.  
Attention: To check the authenticity of testing /inspection report & certificate, please contact us at telephone: (86-755) 8307 1443, or email: [CN.Doccheck@sgs.com](mailto:CN.Doccheck@sgs.com)



Unless otherwise agreed in writing, this document is issued by the Company subject to its General Conditions of Service printed overleaf, available on request or accessible at <http://www.sgs.com/en/Terms-and-Conditions.aspx> and, for electronic format documents, subject to Terms and Conditions for Electronic Documents at <http://www.sgs.com/en/Terms-and-Conditions/Terms-e-Documents.aspx>. Attention is drawn to the limitation of liability, indemnification and jurisdiction issues defined therein. Any holder of this document is advised that information contained hereon reflects the Company's findings at the time of its intervention only and within the limits of Client's instructions, if any. The Company's sole responsibility is to its Client and this document does not exonerate parties to a transaction from exercising all their rights and obligations under the transaction documents. This document cannot be reproduced except in full, without prior written approval of the Company. Any unauthorized alteration, forgery or falsification of the content or appearance of this document is unlawful and offenders may be prosecuted to the fullest extent of the law. Unless otherwise stated the results shown in this test report refer only to the sample(s) tested and such sample(s) are retained for 30 days only.  
Attention: To check the authenticity of testing / inspection report & certificate, please contact us at telephone: (86-755) 8307 1443, or email: [CN.Doccheck@sgs.com](mailto:CN.Doccheck@sgs.com)

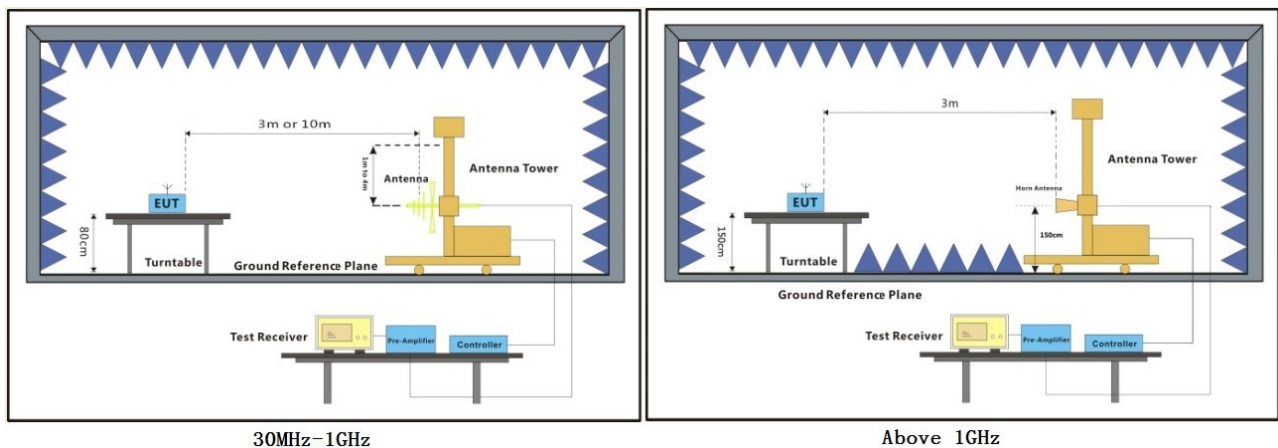


### 7.2.1 E.U.T. Operation

Operating Environment:

Temperature: 22.1 °C      Humidity: 57.4 % RH      Atmospheric Pressure: 1005 mbar  
Test mode      b:TX mode\_Keep the EUT in transmitting with modulation mode.

### 7.2.2 Test Setup Diagram



Unless otherwise agreed in writing, this document is issued by the Company subject to its General Conditions of Service printed overleaf, available on request or accessible at <http://www.sgs.com/en/Terms-and-Conditions.aspx> and, for electronic format documents, subject to Terms and Conditions for Electronic Documents at <http://www.sgs.com/en/Terms-and-Conditions/Terms-e-Documents.aspx>. Attention is drawn to the limitation of liability, indemnification and jurisdiction issues defined therein. Any holder of this document is advised that information contained hereon reflects the Company's findings at the time of its intervention only and within the limits of Client's instructions, if any. The Company's sole responsibility is to its Client and this document does not exonerate parties to a transaction from exercising all their rights and obligations under the transaction documents. This document cannot be reproduced except in full, without prior written approval of the Company. Any unauthorized alteration, forgery or falsification of the content or appearance of this document is unlawful and offenders may be prosecuted to the fullest extent of the law. Unless otherwise stated the results shown in this test report refer only to the sample(s) tested and such sample(s) are retained for 30 days only.  
Attention: To check the authenticity of testing / inspection report & certificate, please contact us at telephone: (86-755) 8307 1443, or email: [CN.Doccheck@sgs.com](mailto:CN.Doccheck@sgs.com)

**7.2.3 Measurement Procedure and Data**

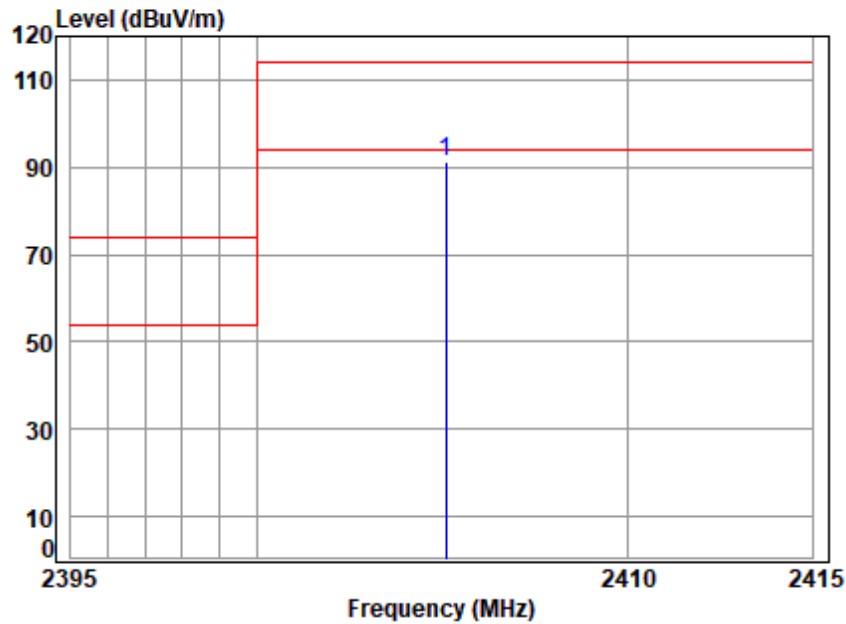
- a. For below 1GHz, the EUT was placed on the top of a rotating table 0.8 meters above the ground at a 3 or 10 meter semi-anechoic chamber. The table was rotated 360 degrees to determine the position of the highest radiation.
- b. For above 1GHz, the EUT was placed on the top of a rotating table 1.5 meters above the ground at a 3 meter fully-anechoic chamber. The table was rotated 360 degrees to determine the position of the highest radiation.
- c. The EUT was set 3 or 10 meters away from the interference-receiving antenna, which was mounted on the top of a variable-height antenna tower.
- d. The antenna height is varied from one meter to four meters above the ground to determine the maximum value of the field strength. Both horizontal and vertical polarizations of the antenna are set to make the measurement.
- e. For each suspected emission, the EUT was arranged to its worst case and then the antenna was tuned to heights from 1 meter to 4 meters (for the test frequency of below 30MHz, the antenna was tuned to heights 1 meter) and the rotatable table was turned from 0 degrees to 360 degrees to find the maximum reading.
- f. The test-receiver system was set to Peak Detect Function and Specified Bandwidth with Maximum Hold Mode.
- g. If the emission level of the EUT in peak mode was 10dB lower than the limit specified, then testing could be stopped and the peak values of the EUT would be reported. Otherwise the emissions that did not have 10dB margin would be re-tested one by one using peak, quasi-peak or average method as specified and then reported in a data sheet.
- h. Test the EUT in the lowest channel, the middle channel, the Highest channel.
- i. The radiation measurements are performed in X, Y, Z axis positioning for Transmitting mode, and found the X axis positioning which it is the worst case.
- j. Repeat above procedures until all frequencies measured was complete.

Remark: Level= Read Level+ Cable Loss+ Antenna Factor- Preamp Factor



Unless otherwise agreed in writing, this document is issued by the Company subject to its General Conditions of Service printed overleaf, available on request or accessible at <http://www.sgs.com/en/Terms-and-Conditions.aspx> and, for electronic format documents, subject to Terms and Conditions for Electronic Documents at <http://www.sgs.com/en/Terms-and-Conditions/Terms-e-Documents.aspx>. Attention is drawn to the limitation of liability, indemnification and jurisdiction issues defined therein. Any holder of this document is advised that information contained hereon reflects the Company's findings at the time of its intervention only and within the limits of Client's instructions, if any. The Company's sole responsibility is to its Client and this document does not exonerate parties to a transaction from exercising all their rights and obligations under the transaction documents. This document cannot be reproduced except in full, without prior written approval of the Company. Any unauthorized alteration, forgery or falsification of the content or appearance of this document is unlawful and offenders may be prosecuted to the fullest extent of the law. Unless otherwise stated the results shown in this test report refer only to the sample(s) tested and such sample(s) are retained for 30 days only.  
 Attention: To check the authenticity of testing / inspection report & certificate, please contact us at telephone: (86-755) 8307 1443, or email: [CN.Doccheck@sgs.com](mailto:CN.Doccheck@sgs.com)

Mode:b; Polarization:Horizontal; Modulation:GFSK; ; Channel:Low



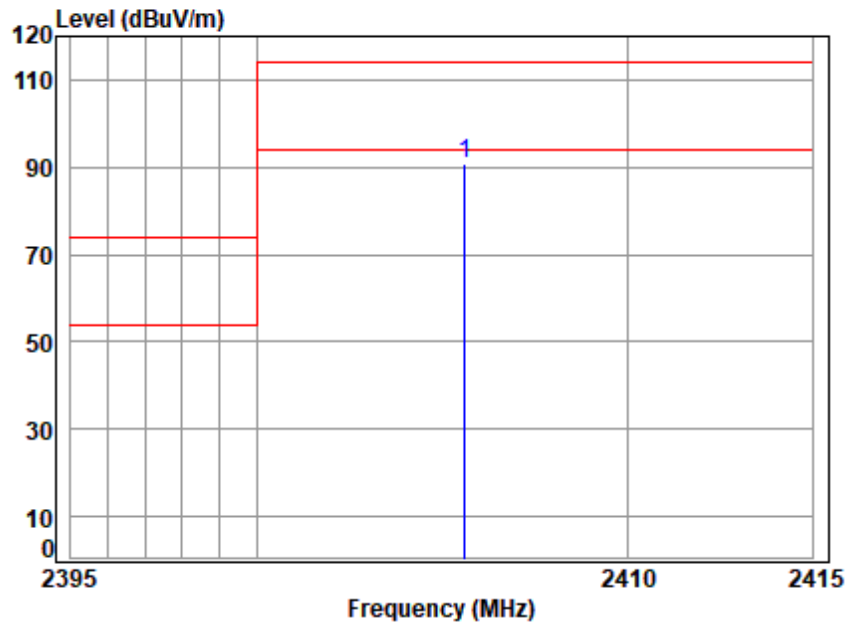
Site : chamber  
Condition: 3m HORIZONTAL  
Job No : 03948CR  
Mode : 2405 Field strength

|            | Cable | Ant    | Preamp | Read  | Limit  | Over   |        |        |
|------------|-------|--------|--------|-------|--------|--------|--------|--------|
| Freq       | Loss  | Factor | Factor | Level | Level  | Line   | Limit  | Remark |
| MHz        | dB    | dB/m   | dB     | dBuV  | dBuV/m | dBuV/m | dB     |        |
| 1 2405.103 | 4.37  | 29.12  | 40.98  | 98.59 | 91.10  | 114.00 | -22.90 | peak   |



Unless otherwise agreed in writing, this document is issued by the Company subject to its General Conditions of Service printed overleaf, available on request or accessible at <http://www.sgs.com/en/Terms-and-Conditions.aspx> and, for electronic format documents, subject to Terms and Conditions for Electronic Documents at <http://www.sgs.com/en/Terms-and-Conditions/Terms-e-Document.aspx>. Attention is drawn to the limitation of liability, indemnification and jurisdiction issues defined therein. Any holder of this document is advised that information contained hereon reflects the Company's findings at the time of its intervention only and within the limits of Client's instructions, if any. The Company's sole responsibility is to its Client and this document does not exonerate parties to a transaction from exercising all their rights and obligations under the transaction documents. This document cannot be reproduced except in full, without prior written approval of the Company. Any unauthorized alteration, forgery or falsification of the content or appearance of this document is unlawful and offenders may be prosecuted to the fullest extent of the law. Unless otherwise stated the results shown in this test report refer only to the sample(s) tested and such sample(s) are retained for 30 days only.  
Attention: To check the authenticity of testing / inspection report & certificate, please contact us at telephone: (86-755) 8307 1443, or email: [CN.Doccheck@sgs.com](mailto:CN.Doccheck@sgs.com)

Mode:b; Polarization:Vertical; Modulation:GFSK; ; Channel:Low



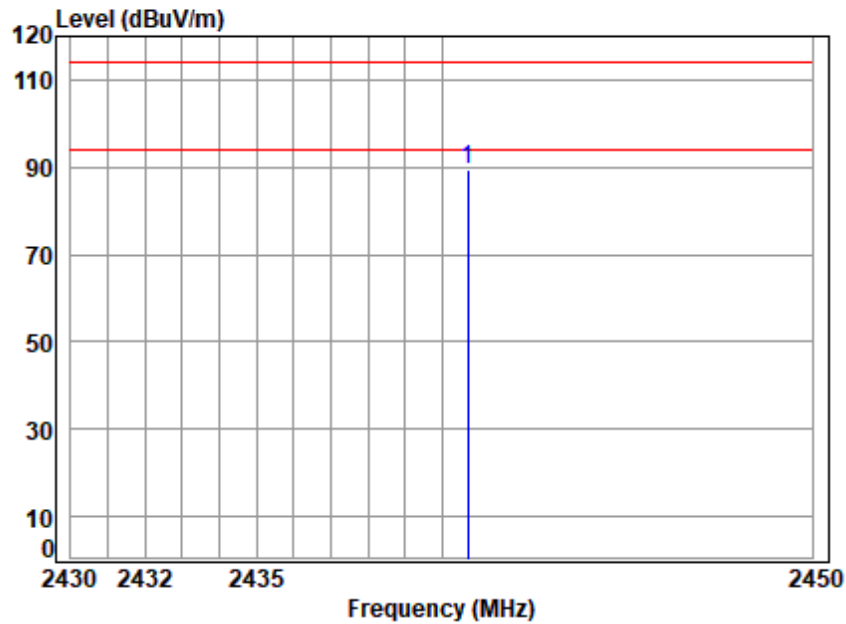
Site : chamber  
Condition: 3m VERTICAL  
Job No : 03948CR  
Mode : 2405 Field strength

|            | Cable | Ant    | Preamp | Read  | Limit  | Over   |        |        |
|------------|-------|--------|--------|-------|--------|--------|--------|--------|
| Freq       | Loss  | Factor | Factor | Level | Level  | Line   | Limit  | Remark |
| MHz        | dB    | dB/m   | dB     | dBuV  | dBuV/m | dBuV/m | dB     |        |
| 1 2405.612 | 4.37  | 29.12  | 40.98  | 98.36 | 90.87  | 114.00 | -23.13 | peak   |



Unless otherwise agreed in writing, this document is issued by the Company subject to its General Conditions of Service printed overleaf, available on request or accessible at <http://www.sgs.com/en/Terms-and-Conditions.aspx> and, for electronic format documents, subject to Terms and Conditions for Electronic Documents at <http://www.sgs.com/en/Terms-and-Conditions/Terms-e-Documents.aspx>. Attention is drawn to the limitation of liability, indemnification and jurisdiction issues defined therein. Any holder of this document is advised that information contained hereon reflects the Company's findings at the time of its intervention only and within the limits of Client's instructions, if any. The Company's sole responsibility is to its Client and this document does not exonerate parties to a transaction from exercising all their rights and obligations under the transaction documents. This document cannot be reproduced except in full, without prior written approval of the Company. Any unauthorized alteration, forgery or falsification of the content or appearance of this document is unlawful and offenders may be prosecuted to the fullest extent of the law. Unless otherwise stated the results shown in this test report refer only to the sample(s) tested and such sample(s) are retained for 30 days only.  
Attention: To check the authenticity of testing / inspection report & certificate, please contact us at telephone: (86-755) 8307 1443, or email: [CN.Doccheck@sgs.com](mailto:CN.Doccheck@sgs.com)

Mode:b; Polarization:Horizontal; Modulation:GFSK; ; Channel:middle



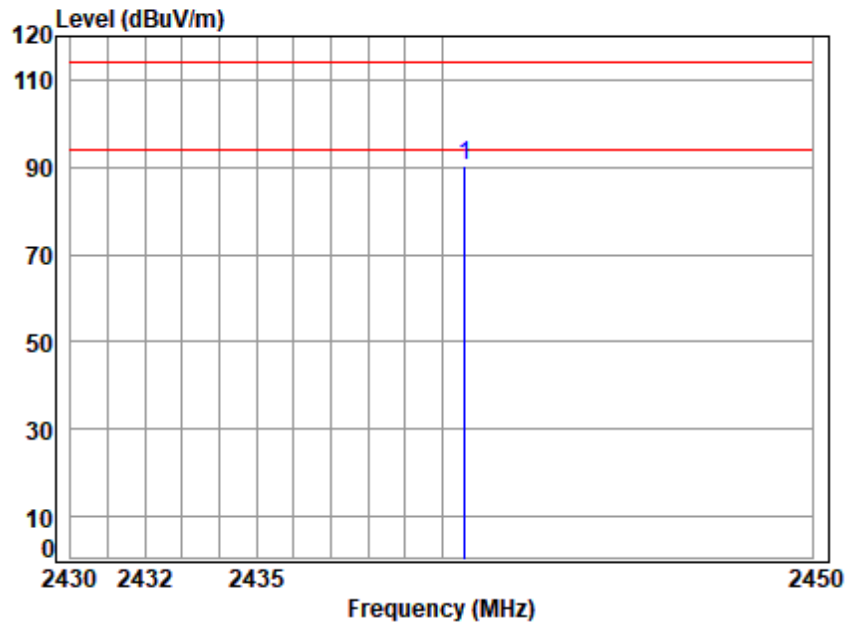
Site : chamber  
Condition: 3m HORIZONTAL  
Job No : 03948CR  
Mode : 2440 Field strength

|            | Cable | Ant    | Preamp | Read  | Limit  | Over   |        |        |
|------------|-------|--------|--------|-------|--------|--------|--------|--------|
| Freq       | Loss  | Factor | Factor | Level | Level  | Line   | Limit  | Remark |
| MHz        | dB    | dB/m   | dB     | dBuV  | dBuV/m | dBuV/m | dB     |        |
| 1 2440.680 | 4.43  | 28.60  | 40.99  | 97.48 | 89.52  | 114.00 | -24.48 | Peak   |



Unless otherwise agreed in writing, this document is issued by the Company subject to its General Conditions of Service printed overleaf, available on request or accessible at <http://www.sgs.com/en/Terms-and-Conditions.aspx> and, for electronic format documents, subject to Terms and Conditions for Electronic Documents at <http://www.sgs.com/en/Terms-and-Conditions/Terms-e-Documents.aspx>. Attention is drawn to the limitation of liability, indemnification and jurisdiction issues defined therein. Any holder of this document is advised that information contained hereon reflects the Company's findings at the time of its intervention only and within the limits of Client's instructions, if any. The Company's sole responsibility is to its Client and this document does not exonerate parties to a transaction from exercising all their rights and obligations under the transaction documents. This document cannot be reproduced except in full, without prior written approval of the Company. Any unauthorized alteration, forgery or falsification of the content or appearance of this document is unlawful and offenders may be prosecuted to the fullest extent of the law. Unless otherwise stated the results shown in this test report refer only to the sample(s) tested and such sample(s) are retained for 30 days only.  
Attention: To check the authenticity of testing / inspection report & certificate, please contact us at telephone: (86-755) 8307 1443, or email: [CN.Doccheck@sgs.com](mailto:CN.Doccheck@sgs.com)

Mode:b; Polarization:Vertical; Modulation:GFSK; ; Channel:middle



Site : chamber

Condition: 3m VERTICAL

Job No : 03948CR

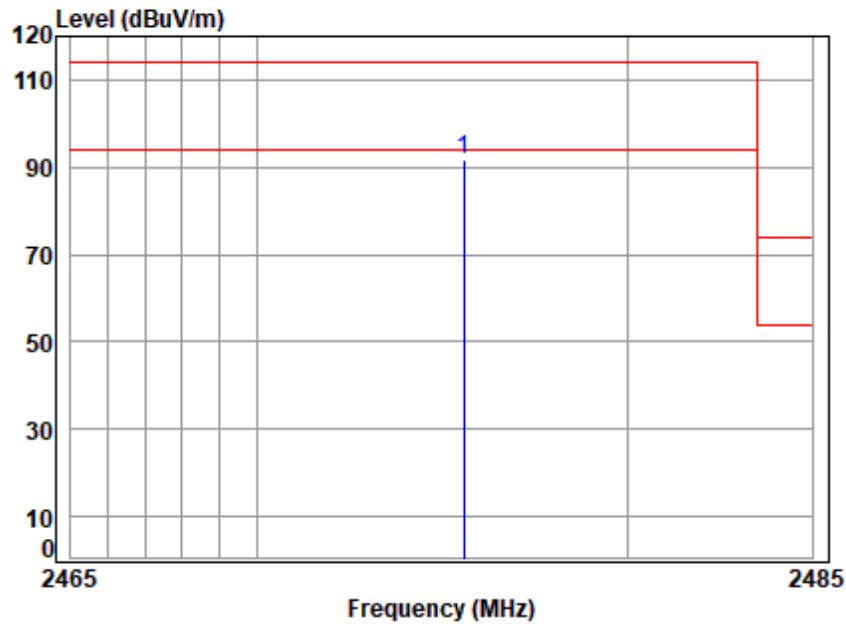
Mode : 2440 Field strength

|            | Cable | Ant    | Preamp | Read  | Limit  | Over   |        |        |
|------------|-------|--------|--------|-------|--------|--------|--------|--------|
| Freq       | Loss  | Factor | Factor | Level | Level  | Line   | Limit  | Remark |
| MHz        | dB    | dB/m   | dB     | dBuV  | dBuV/m | dBuV/m | dB     |        |
| 1 2440.620 | 4.43  | 28.60  | 40.99  | 98.34 | 90.38  | 114.00 | -23.62 | Peak   |



Unless otherwise agreed in writing, this document is issued by the Company subject to its General Conditions of Service printed overleaf, available on request or accessible at <http://www.sgs.com/en/Terms-and-Conditions.aspx> and, for electronic format documents, subject to Terms and Conditions for Electronic Documents at <http://www.sgs.com/en/Terms-and-Conditions/Terms-e-Documents.aspx>. Attention is drawn to the limitation of liability, indemnification and jurisdiction issues defined therein. Any holder of this document is advised that information contained hereon reflects the Company's findings at the time of its intervention only and within the limits of Client's instructions, if any. The Company's sole responsibility is to its Client and this document does not exonerate parties to a transaction from exercising all their rights and obligations under the transaction documents. This document cannot be reproduced except in full, without prior written approval of the Company. Any unauthorized alteration, forgery or falsification of the content or appearance of this document is unlawful and offenders may be prosecuted to the fullest extent of the law. Unless otherwise stated the results shown in this test report refer only to the sample(s) tested and such sample(s) are retained for 30 days only.  
Attention: To check the authenticity of testing / inspection report & certificate, please contact us at telephone: (86-755) 8307 1443, or email: [CN.Doccheck@sgs.com](mailto:CN.Doccheck@sgs.com)

Mode:b; Polarization:Horizontal; Modulation:GFSK; ; Channel:High



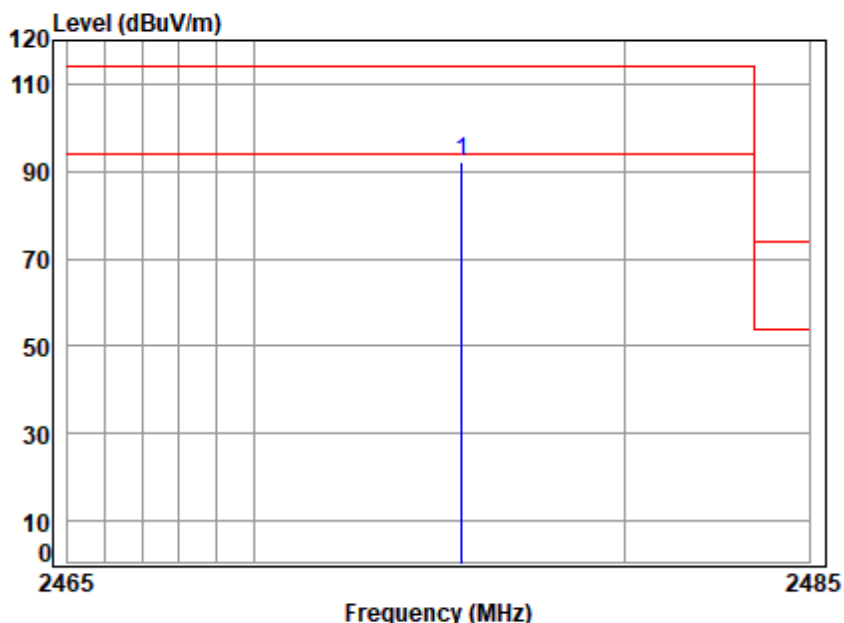
Site : chamber  
Condition: 3m HORIZONTAL  
Job No : 03948CR  
Mode : 2475 Field strength

|            | Cable | Ant    | Preamp | Read  | Limit  | Over   |        |        |
|------------|-------|--------|--------|-------|--------|--------|--------|--------|
| Freq       | Loss  | Factor | Factor | Level | Level  | Line   | Limit  | Remark |
| MHz        | dB    | dB/m   | dB     | dBuV  | dBuV/m | dBuV/m | dB     |        |
| 1 2475.588 | 4.48  | 29.33  | 41.01  | 99.02 | 91.82  | 114.00 | -22.18 | peak   |



Unless otherwise agreed in writing, this document is issued by the Company subject to its General Conditions of Service printed overleaf, available on request or accessible at <http://www.sgs.com/en/Terms-and-Conditions.aspx> and, for electronic format documents, subject to Terms and Conditions for Electronic Documents at <http://www.sgs.com/en/Terms-and-Conditions/Terms-e-Document.aspx>. Attention is drawn to the limitation of liability, indemnification and jurisdiction issues defined therein. Any holder of this document is advised that information contained hereon reflects the Company's findings at the time of its intervention only and within the limits of Client's instructions, if any. The Company's sole responsibility is to its Client and this document does not exonerate parties to a transaction from exercising all their rights and obligations under the transaction documents. This document cannot be reproduced except in full, without prior written approval of the Company. Any unauthorized alteration, forgery or falsification of the content or appearance of this document is unlawful and offenders may be prosecuted to the fullest extent of the law. Unless otherwise stated the results shown in this test report refer only to the sample(s) tested and such sample(s) are retained for 30 days only.  
Attention: To check the authenticity of testing / inspection report & certificate, please contact us at telephone: (86-755) 8307 1443, or email: [CN.Doccheck@sgs.com](mailto:CN.Doccheck@sgs.com)

Mode:b; Polarization:Vertical; Modulation:GFSK; ; Channel:High



Site : chamber  
Condition: 3m VERTICAL  
Job No : 03948CR  
Mode : 2475 Field strength

|            | Cable | Ant    | Preamp | Read  | Limit  | Over   |        |        |
|------------|-------|--------|--------|-------|--------|--------|--------|--------|
| Freq       | Loss  | Factor | Factor | Level | Level  | Line   | Limit  | Remark |
| MHz        | dB    | dB/m   | dB     | dBuV  | dBuV/m | dBuV/m | dB     |        |
| 1 2475.623 | 4.48  | 29.33  | 41.01  | 99.29 | 92.09  | 114.00 | -21.91 | peak   |

Remark:

- The field strength is calculated by adding the Antenna Factor, Cable Factor & Preamplifier. The basic equation with a sample calculation is as follows:  
Final Test Level = Receiver Reading + Antenna Factor + Cable Factor – Preamplifier Factor
- The peak field strength of any emission shall not exceed the maximum permitted average limits specified above by more than 20 dB under any condition of modulation. So, only the above measurement data were shown in the report.



Unless otherwise agreed in writing, this document is issued by the Company subject to its General Conditions of Service printed overleaf, available on request or accessible at <http://www.sgs.com/en/Terms-and-Conditions.aspx> and, for electronic format documents, subject to Terms and Conditions for Electronic Documents at <http://www.sgs.com/en/Terms-and-Conditions/Terms-e-Documents.aspx>. Attention is drawn to the limitation of liability, indemnification and jurisdiction issues defined therein. Any holder of this document is advised that information contained hereon reflects the Company's findings at the time of its intervention only and within the limits of Client's instructions, if any. The Company's sole responsibility is to its Client and this document does not exonerate parties to a transaction from exercising all their rights and obligations under the transaction documents. This document cannot be reproduced except in full, without prior written approval of the Company. Any unauthorized alteration, forgery or falsification of the content or appearance of this document is unlawful and offenders may be prosecuted to the fullest extent of the law. Unless otherwise stated the results shown in this test report refer only to the sample(s) tested and such sample(s) are retained for 30 days only.  
Attention: To check the authenticity of testing / inspection report & certificate, please contact us at telephone: (86-755) 8307 1443, or email: [CN.Doccheck@sgs.com](mailto:CN.Doccheck@sgs.com)



### 7.3 Restricted Band Around Fundamental Frequency

Test Requirement 47 CFR Part 15, Subpart C 15.205 & 15.249(d) & 15.209  
 Test Method: ANSI C63.10 (2013) Section 6.10.5  
 Measurement Distance: 3m  
 Limit:

| Frequency     | Limit (dBuV/m @3m) | Remark           |
|---------------|--------------------|------------------|
| 30MHz-88MHz   | 40.0               | Quasi-peak Value |
| 88MHz-216MHz  | 43.5               | Quasi-peak Value |
| 216MHz-960MHz | 46.0               | Quasi-peak Value |
| 960MHz-1GHz   | 54.0               | Quasi-peak Value |
| Above 1GHz    | 54.0               | Average Value    |
| Above 1GHz    | 74.0               | Peak Value       |

Emission radiated outside of the specified frequency bands, except for harmonics, shall be attenuated by at least 50 dB below the level of the fundamental or to the general radiated emission limits in Section 15.209, whichever is the lesser attenuation.

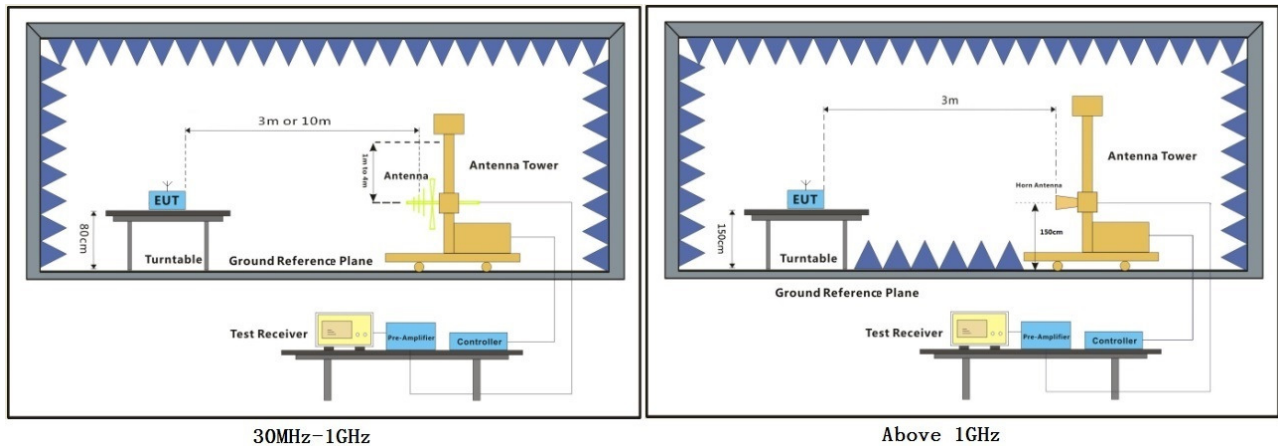
#### 7.3.1 E.U.T. Operation

Operating Environment:

Temperature: 22.1 °C Humidity: 57.8 % RH Atmospheric Pressure: 1005 mbar

Test mode b:TX mode\_Keep the EUT in transmitting with modulation mode.

#### 7.3.2 Test Setup Diagram



Unless otherwise agreed in writing, this document is issued by the Company subject to its General Conditions of Service printed overleaf, available on request or accessible at <http://www.sgs.com/en/Terms-and-Conditions.aspx> and, for electronic format documents, subject to Terms and Conditions for Electronic Documents at <http://www.sgs.com/en/Terms-and-Conditions/Terms-e-Document.aspx>. Attention is drawn to the limitation of liability, indemnification and jurisdiction issues defined therein. Any holder of this document is advised that information contained hereon reflects the Company's findings at the time of its intervention only and within the limits of Client's instructions, if any. The Company's sole responsibility is to its Client and this document does not exonerate parties to a transaction from exercising all their rights and obligations under the transaction documents. This document cannot be reproduced except in full, without prior written approval of the Company. Any unauthorized alteration, forgery or falsification of the content or appearance of this document is unlawful and offenders may be prosecuted to the fullest extent of the law. Unless otherwise stated the results shown in this test report refer only to the sample(s) tested and such sample(s) are retained for 30 days only.  
 Attention: To check the authenticity of testing /inspection report & certificate, please contact us at telephone: (86-755) 8307 1443, or email: [CN.Doccheck@sgs.com](mailto:CN.Doccheck@sgs.com)

### 7.3.3 Measurement Procedure and Data

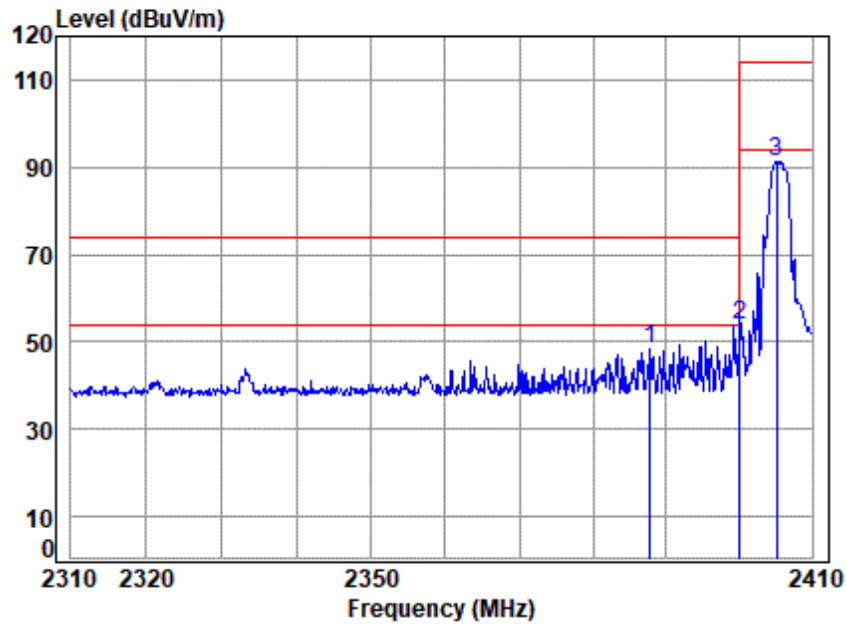
- a. For below 1GHz, the EUT was placed on the top of a rotating table 0.8 meters above the ground at a 3 or 10 meter semi-anechoic chamber. The table was rotated 360 degrees to determine the position of the highest radiation.
- b. For above 1GHz, the EUT was placed on the top of a rotating table 1.5 meters above the ground at a 3 meter fully-anechoic chamber. The table was rotated 360 degrees to determine the position of the highest radiation.
- c. The EUT was set 3 or 10 meters away from the interference-receiving antenna, which was mounted on the top of a variable-height antenna tower.
- d. The antenna height is varied from one meter to four meters above the ground to determine the maximum value of the field strength. Both horizontal and vertical polarizations of the antenna are set to make the measurement.
- e. For each suspected emission, the EUT was arranged to its worst case and then the antenna was tuned to heights from 1 meter to 4 meters (for the test frequency of below 30MHz, the antenna was tuned to heights 1 meter) and the rotatable table was turned from 0 degrees to 360 degrees to find the maximum reading.
- f. The test-receiver system was set to Peak Detect Function and Specified Bandwidth with Maximum Hold Mode.
- g. If the emission level of the EUT in peak mode was 10dB lower than the limit specified, then testing could be stopped and the peak values of the EUT would be reported. Otherwise the emissions that did not have 10dB margin would be re-tested one by one using peak, quasi-peak or average method as specified and then reported in a data sheet.
- h. Test the EUT in the lowest channel, the middle channel, the Highest channel.
- i. The radiation measurements are performed in X, Y, Z axis positioning for Transmitting mode, and found the X axis positioning which it is the worst case.
- j. Repeat above procedures until all frequencies measured was complete.

Remark: Level= Read Level+ Cable Loss+ Antenna Factor- Preamp Factor



Unless otherwise agreed in writing, this document is issued by the Company subject to its General Conditions of Service printed overleaf, available on request or accessible at <http://www.sgs.com/en/Terms-and-Conditions.aspx> and, for electronic format documents, subject to Terms and Conditions for Electronic Documents at <http://www.sgs.com/en/Terms-and-Conditions/Terms-e-Documents.aspx>. Attention is drawn to the limitation of liability, indemnification and jurisdiction issues defined therein. Any holder of this document is advised that information contained hereon reflects the Company's findings at the time of its intervention only and within the limits of Client's instructions, if any. The Company's sole responsibility is to its Client and this document does not exonerate parties to a transaction from exercising all their rights and obligations under the transaction documents. This document cannot be reproduced except in full, without prior written approval of the Company. Any unauthorized alteration, forgery or falsification of the content or appearance of this document is unlawful and offenders may be prosecuted to the fullest extent of the law. Unless otherwise stated the results shown in this test report refer only to the sample(s) tested and such sample(s) are retained for 30 days only.  
 Attention: To check the authenticity of testing / inspection report & certificate, please contact us at telephone: (86-755) 8307 1443, or email: [CN.Doccheck@sgs.com](mailto:CN.Doccheck@sgs.com)

Mode:b; Polarization:Horizontal; Modulation:GFSK; ; Channel:Low



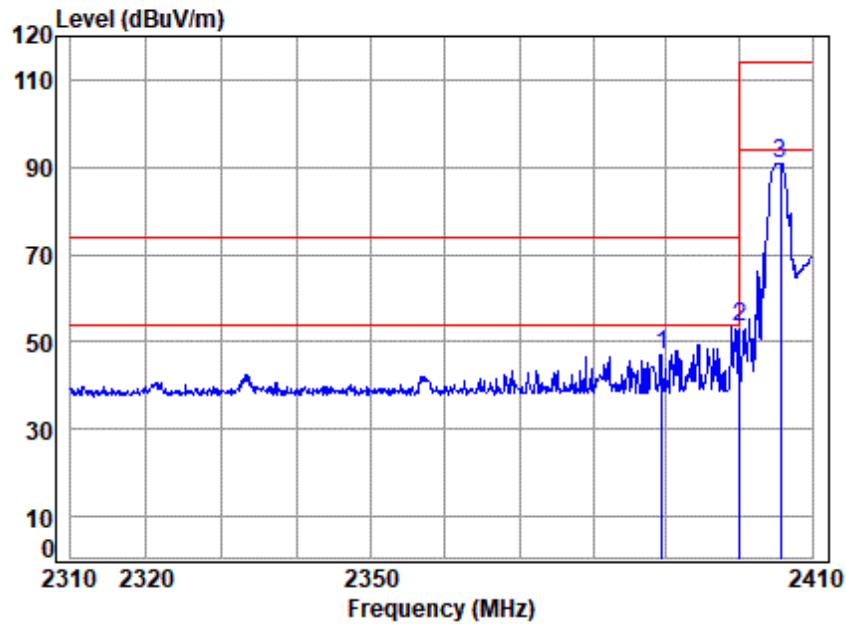
Site : chamber  
Condition: 3m HORIZONTAL  
Job No : 03948CR  
Mode : 2405 Band edge

|   | Freq     | Cable Loss | Ant Factor | Preamp Factor | Read Level | Limit Level | Over Limit | Remark      |
|---|----------|------------|------------|---------------|------------|-------------|------------|-------------|
|   | MHz      | dB         | dB/m       | dB            | dBuV       | dBuV/m      | dBuV/m     | dB          |
| 1 | 2387.837 | 4.34       | 29.07      | 40.97         | 56.13      | 48.57       | 74.00      | -25.43 Peak |
| 2 | 2400.000 | 4.36       | 29.11      | 40.98         | 61.45      | 53.94       | 74.00      | -20.06 peak |
| 3 | 2405.103 | 4.37       | 29.12      | 40.98         | 98.59      | 91.10       | 114.00     | -22.90 peak |



Unless otherwise agreed in writing, this document is issued by the Company subject to its General Conditions of Service printed overleaf, available on request or accessible at <http://www.sgs.com/en/Terms-and-Conditions.aspx> and, for electronic format documents, subject to Terms and Conditions for Electronic Documents at <http://www.sgs.com/en/Terms-and-Conditions/Terms-e-Documents.aspx>. Attention is drawn to the limitation of liability, indemnification and jurisdiction issues defined therein. Any holder of this document is advised that information contained hereon reflects the Company's findings at the time of its intervention only and within the limits of Client's instructions, if any. The Company's sole responsibility is to its Client and this document does not exonerate parties to a transaction from exercising all their rights and obligations under the transaction documents. This document cannot be reproduced except in full, without prior written approval of the Company. Any unauthorized alteration, forgery or falsification of the content or appearance of this document is unlawful and offenders may be prosecuted to the fullest extent of the law. Unless otherwise stated the results shown in this test report refer only to the sample(s) tested and such sample(s) are retained for 30 days only.  
Attention: To check the authenticity of testing / inspection report & certificate, please contact us at telephone: (86-755) 8307 1443, or email: [CN.Doccheck@sgs.com](mailto:CN.Doccheck@sgs.com)

Mode:b; Polarization:Vertical; Modulation:GFSK; ; Channel:Low



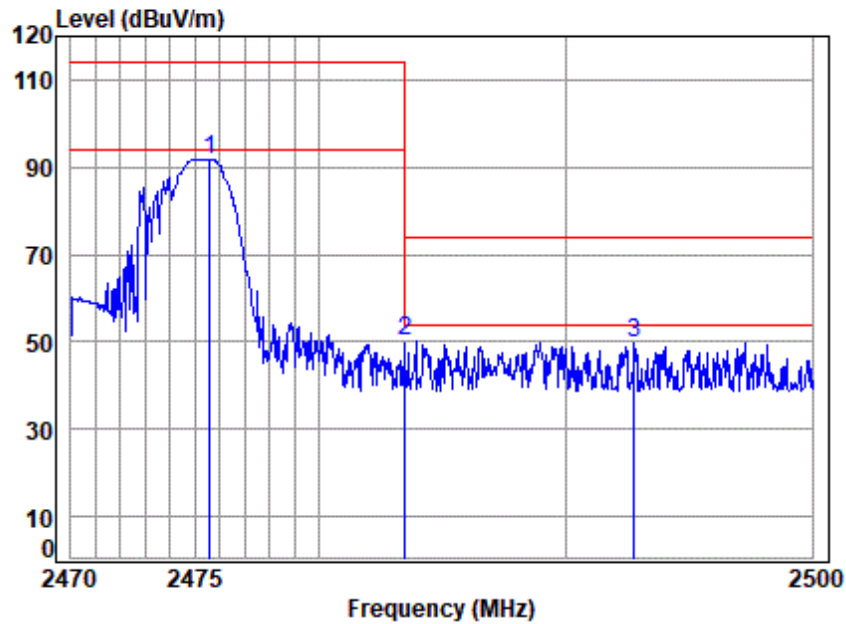
Site : chamber  
Condition: 3m VERTICAL  
Job No : 03948CR  
Mode : 2405 Band edge

|      | Cable    | Ant    | Preamp | Read  | Limit  | Over   |        |             |
|------|----------|--------|--------|-------|--------|--------|--------|-------------|
| Freq | Loss     | Factor | Factor | Level | Level  | Line   | Limit  | Remark      |
| MHz  | dB       | dB/m   | dB     | dBuV  | dBuV/m | dBuV/m | dB     |             |
| 1    | 2389.356 | 4.34   | 29.08  | 40.97 | 54.51  | 46.96  | 74.00  | -27.04 Peak |
| 2    | 2400.000 | 4.36   | 29.10  | 40.98 | 60.74  | 53.22  | 74.00  | -20.78 peak |
| 3    | 2405.612 | 4.37   | 29.12  | 40.98 | 98.36  | 90.87  | 114.00 | -23.13 peak |



Unless otherwise agreed in writing, this document is issued by the Company subject to its General Conditions of Service printed overleaf, available on request or accessible at <http://www.sgs.com/en/Terms-and-Conditions.aspx> and, for electronic format documents, subject to Terms and Conditions for Electronic Documents at <http://www.sgs.com/en/Terms-and-Conditions/Terms-e-Documents.aspx>. Attention is drawn to the limitation of liability, indemnification and jurisdiction issues defined therein. Any holder of this document is advised that information contained hereon reflects the Company's findings at the time of its intervention only and within the limits of Client's instructions, if any. The Company's sole responsibility is to its Client and this document does not exonerate parties to a transaction from exercising all their rights and obligations under the transaction documents. This document cannot be reproduced except in full, without prior written approval of the Company. Any unauthorized alteration, forgery or falsification of the content or appearance of this document is unlawful and offenders may be prosecuted to the fullest extent of the law. Unless otherwise stated the results shown in this test report refer only to the sample(s) tested and such sample(s) are retained for 30 days only.  
Attention: To check the authenticity of testing / inspection report & certificate, please contact us at telephone: (86-755) 8307 1443, or email: [CN.Doccheck@sgs.com](mailto:CN.Doccheck@sgs.com)

Mode:b; Polarization:Horizontal; Modulation:GFSK; ; Channel:High



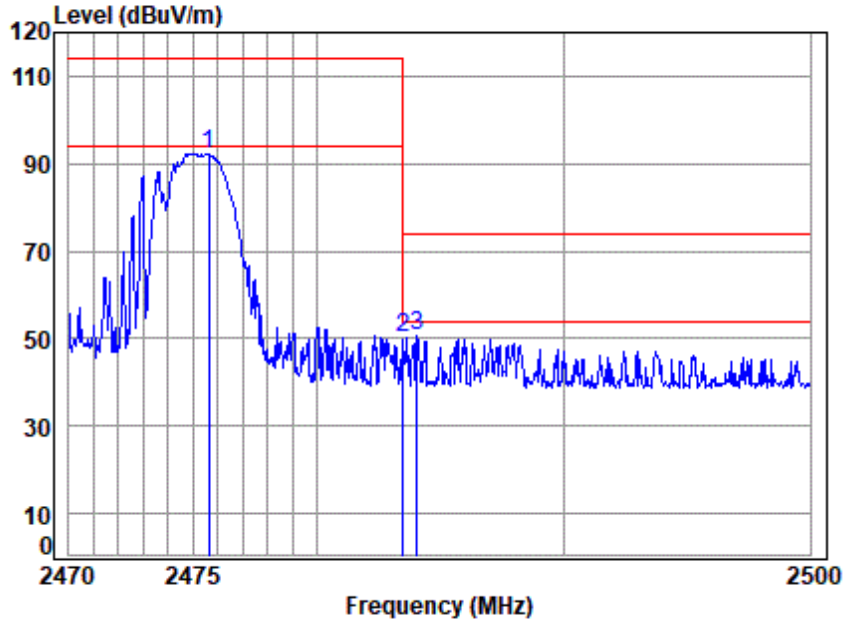
Site : chamber  
Condition: 3m HORIZONTAL  
Job No : 03948CR  
Mode : 2475 Band edge

|   | Freq     | Cable Loss | Ant Factor | Preamp Factor | Read Level | Level  | Limit  | Over   | Remark |
|---|----------|------------|------------|---------------|------------|--------|--------|--------|--------|
|   | MHz      | dB         | dB/m       | dB            | dBuV       | dBuV/m | dBuV/m | dB     |        |
| 1 | 2475.588 | 4.48       | 29.33      | 41.01         | 99.02      | 91.82  | 114.00 | -22.18 | peak   |
| 2 | 2483.500 | 4.49       | 29.35      | 41.01         | 57.47      | 50.30  | 74.00  | -23.70 | peak   |
| 3 | 2492.785 | 4.51       | 29.38      | 41.01         | 57.06      | 49.94  | 74.00  | -24.06 | Peak   |



Unless otherwise agreed in writing, this document is issued by the Company subject to its General Conditions of Service printed overleaf, available on request or accessible at <http://www.sgs.com/en/Terms-and-Conditions.aspx> and, for electronic format documents, subject to Terms and Conditions for Electronic Documents at <http://www.sgs.com/en/Terms-and-Conditions/Terms-e-Documents.aspx>. Attention is drawn to the limitation of liability, indemnification and jurisdiction issues defined therein. Any holder of this document is advised that information contained hereon reflects the Company's findings at the time of its intervention only and within the limits of Client's instructions, if any. The Company's sole responsibility is to its Client and this document does not exonerate parties to a transaction from exercising all their rights and obligations under the transaction documents. This document cannot be reproduced except in full, without prior written approval of the Company. Any unauthorized alteration, forgery or falsification of the content or appearance of this document is unlawful and offenders may be prosecuted to the fullest extent of the law. Unless otherwise stated the results shown in this test report refer only to the sample(s) tested and such sample(s) are retained for 30 days only.  
Attention: To check the authenticity of testing / inspection report & certificate, please contact us at telephone: (86-755) 8307 1443, or email: [CN.Doccheck@sgs.com](mailto:CN.Doccheck@sgs.com)

Mode:b; Polarization:Vertical; Modulation:GFSK; ; Channel:High



Site : chamber  
Condition: 3m VERTICAL  
Job No : 03948CR  
Mode : 2475 Band edge

|   | Freq     | Cable Loss | Ant Factor | Preamp Factor | Read Level | Limit Level | Over Line | Remark      |
|---|----------|------------|------------|---------------|------------|-------------|-----------|-------------|
|   | MHz      | dB         | dB/m       | dB            | dBuV       | dBuV/m      | dB        |             |
| 1 | 2475.623 | 4.48       | 29.33      | 41.01         | 99.29      | 92.09       | 114.00    | -21.91 peak |
| 2 | 2483.500 | 4.49       | 29.35      | 41.01         | 57.16      | 49.99       | 74.00     | -24.01 peak |
| 3 | 2484.049 | 4.50       | 29.35      | 41.01         | 57.80      | 50.64       | 74.00     | -23.36 Peak |

Remark:

- The field strength is calculated by adding the Antenna Factor, Cable Factor & Pre-amplifier. The basic equation with a sample calculation is as follows:  
Final Test Level = Receiver Reading + Antenna Factor + Cable Factor – Pre-amplifier Factor
- The peak field strength of any emission shall not exceed the maximum permitted average limits specified above by more than 20 dB under any condition of modulation. So, only the above measurement data were shown in the report.



Unless otherwise agreed in writing, this document is issued by the Company subject to its General Conditions of Service printed overleaf, available on request or accessible at <http://www.sgs.com/en/Terms-and-Conditions.aspx> and, for electronic format documents, subject to Terms and Conditions for Electronic Documents at <http://www.sgs.com/en/Terms-and-Conditions/Terms-e-Documents.aspx>. Attention is drawn to the limitation of liability, indemnification and jurisdiction issues defined therein. Any holder of this document is advised that information contained hereon reflects the Company's findings at the time of its intervention only and within the limits of Client's instructions, if any. The Company's sole responsibility is to its Client and this document does not exonerate parties to a transaction from exercising all their rights and obligations under the transaction documents. This document cannot be reproduced except in full, without prior written approval of the Company. Any unauthorized alteration, forgery or falsification of the content or appearance of this document is unlawful and offenders may be prosecuted to the fullest extent of the law. Unless otherwise stated the results shown in this test report refer only to the sample(s) tested and such sample(s) are retained for 30 days only.  
Attention: To check the authenticity of testing / inspection report & certificate, please contact us at telephone: (86-755) 8307 1443, or email: [CN.Doccheck@sgs.com](mailto:CN.Doccheck@sgs.com)

## 7.4 Radiated Emissions

Test Requirement 47 CFR Part 15, Subpart C 15.209 & 15.249 (a),(d)  
 Test Method: ANSI C63.10 (2013) Section 6.4&6.5&6.6  
 Measurement Distance: 3m  
 Limit:

| Frequency(MHz) | Field strength (microvolts/meter) | Limit (dBuV/m) | Detector | Measurement Distance (meters) |
|----------------|-----------------------------------|----------------|----------|-------------------------------|
| 0.009-0.490    | 2400/F(kHz)                       | -              | -        | 300                           |
| 0.490-1.705    | 24000/F(kHz)                      | -              | -        | 30                            |
| 1.705-30       | 30                                | -              | -        | 30                            |
| 30-88          | 100                               | 40.0           | QP       | 3                             |
| 88-216         | 150                               | 43.5           | QP       | 3                             |
| 216-960        | 200                               | 46.0           | QP       | 3                             |
| 960-1000       | 500                               | 54.0           | QP       | 3                             |
| Above 1000     | 500                               | 54.0           | AV       | 3                             |



Unless otherwise agreed in writing, this document is issued by the Company subject to its General Conditions of Service printed overleaf, available on request or accessible at <http://www.sgs.com/en/Terms-and-Conditions.aspx> and, for electronic format documents, subject to Terms and Conditions for Electronic Documents at <http://www.sgs.com/en/Terms-and-Conditions/Terms-e-Documents.aspx>. Attention is drawn to the limitation of liability, indemnification and jurisdiction issues defined therein. Any holder of this document is advised that information contained hereon reflects the Company's findings at the time of its intervention only and within the limits of Client's instructions, if any. The Company's sole responsibility is to its Client and this document does not exonerate parties to a transaction from exercising all their rights and obligations under the transaction documents. This document cannot be reproduced except in full, without prior written approval of the Company. Any unauthorized alteration, forgery or falsification of the content or appearance of this document is unlawful and offenders may be prosecuted to the fullest extent of the law. Unless otherwise stated the results shown in this test report refer only to the sample(s) tested and such sample(s) are retained for 30 days only.  
 Attention: To check the authenticity of testing / inspection report & certificate, please contact us at telephone: (86-755) 8307 1443, or email: [CN.Doccheck@sgs.com](mailto:CN.Doccheck@sgs.com)

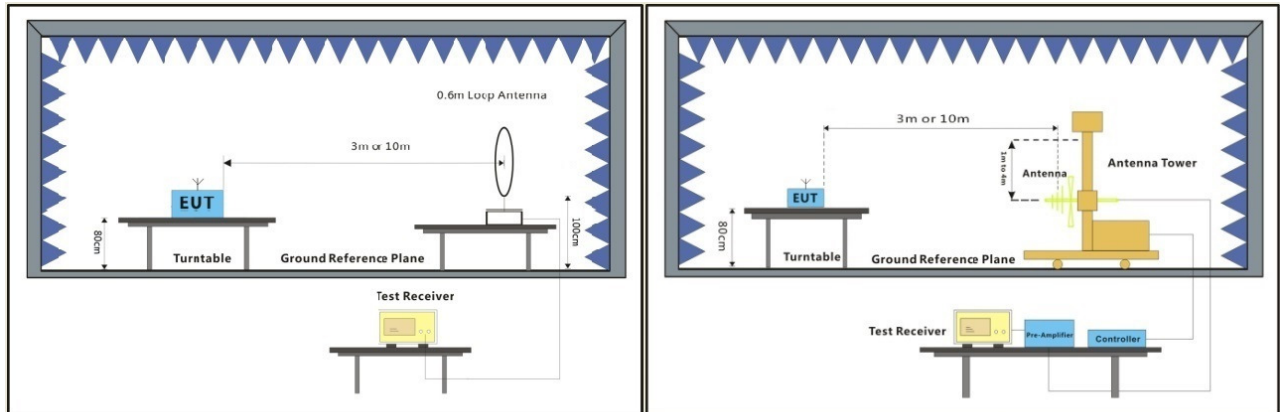
### 7.4.1 E.U.T. Operation

Operating Environment:

Temperature: 22 °C Humidity: 51 % RH Atmospheric Pressure: 1010 mbar

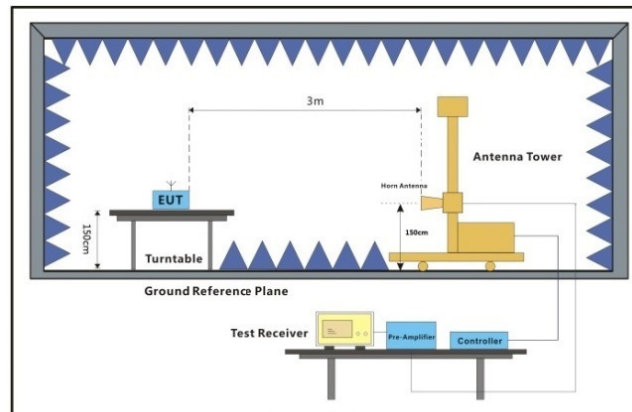
Test mode b:TX mode\_Keep the EUT in transmitting with modulation mode.

### 7.4.2 Test Setup Diagram



Below 30MHz

30MHz-1GHz



Above 1GHz





### 7.4.3 Measurement Procedure and Data

- a. For below 1GHz, the EUT was placed on the top of a rotating table 0.8 meters above the ground at a 3 or 10 meter semi-anechoic chamber. The table was rotated 360 degrees to determine the position of the highest radiation.
- b. For above 1GHz, the EUT was placed on the top of a rotating table 1.5 meters above the ground at a 3 meter fully-anechoic chamber. The table was rotated 360 degrees to determine the position of the highest radiation.
- c. The EUT was set 3 or 10 meters away from the interference-receiving antenna, which was mounted on the top of a variable-height antenna tower.
- d. The antenna height is varied from one meter to four meters above the ground to determine the maximum value of the field strength. Both horizontal and vertical polarizations of the antenna are set to make the measurement.
- e. For each suspected emission, the EUT was arranged to its worst case and then the antenna was tuned to heights from 1 meter to 4 meters (for the test frequency of below 30MHz, the antenna was tuned to heights 1 meter) and the rotatable table was turned from 0 degrees to 360 degrees to find the maximum reading.
- f. The test-receiver system was set to Peak Detect Function and Specified Bandwidth with Maximum Hold Mode.
- g. If the emission level of the EUT in peak mode was 10dB lower than the limit specified, then testing could be stopped and the peak values of the EUT would be reported. Otherwise the emissions that did not have 10dB margin would be re-tested one by one using peak, quasi-peak or average method as specified and then reported in a data sheet.
- h. Test the EUT in the lowest channel, the middle channel, the Highest channel.
- i. The radiation measurements are performed in X, Y, Z axis positioning for Transmitting mode, and found the X axis positioning which it is the worst case.
- j. Repeat above procedures until all frequencies measured was complete.

**Remark:**

- 1) For emission below 1GHz, through pre-scan found the worst case is the lowest channel. Only the worst case is recorded in the report.
- 2) The field strength is calculated by adding the Antenna Factor, Cable Factor & Preamplifier. The basic equation with a sample calculation is as follows:  
 Final Test Level = Receiver Reading + Antenna Factor + Cable Factor – Preamplifier Factor
- 3) Scan from 9kHz to 25GHz, the disturbance above 18GHz and below 30MHz was very low. The points marked on above plots are the highest emissions could be found when testing, so only above points had been displayed. The amplitude of spurious emissions from the radiator which are attenuated more than 20dB below the limit need not be reported.
- 4) For frequencies above 1GHz, the field strength limits are based on average limits. However, the peak field strength of any emission shall not exceed the maximum permitted average limits specified above by more than 20 dB under any condition of modulation. For the emissions whose peak level is lower than the average limit, only the peak measurement is shown in the report.

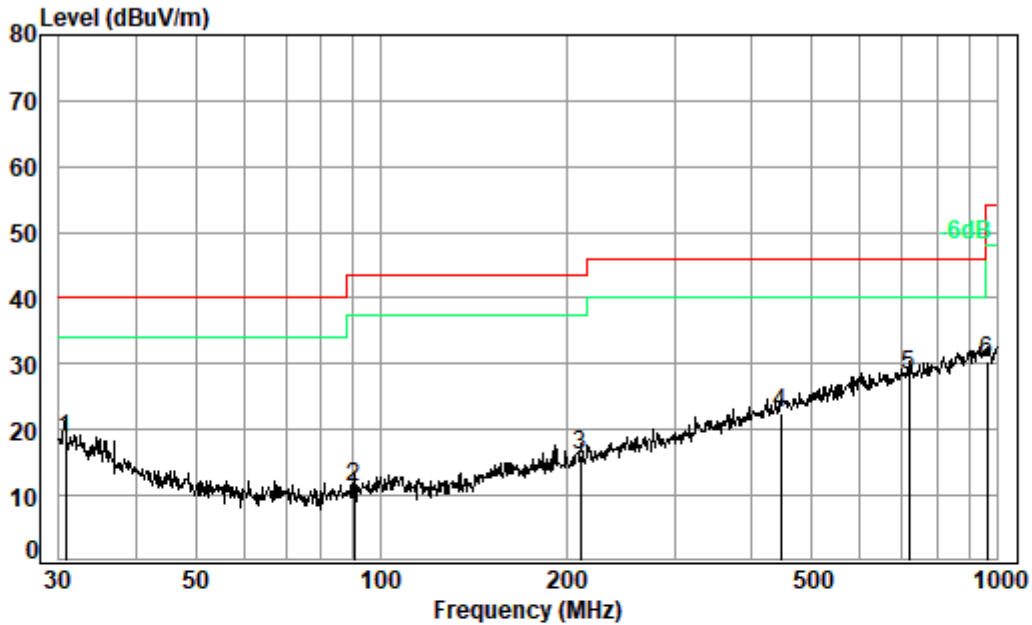


Unless otherwise agreed in writing, this document is issued by the Company subject to its General Conditions of Service printed overleaf, available on request or accessible at <http://www.sgs.com/en/Terms-and-Conditions.aspx> and, for electronic format documents, subject to Terms and Conditions for Electronic Documents at <http://www.sgs.com/en/Terms-and-Conditions/Terms-e-Documents.aspx>. Attention is drawn to the limitation of liability, indemnification and jurisdiction issues defined therein. Any holder of this document is advised that information contained hereon reflects the Company's findings at the time of its intervention only and within the limits of Client's instructions, if any. The Company's sole responsibility is to its Client and this document does not exonerate parties to a transaction from exercising all their rights and obligations under the transaction documents. This document cannot be reproduced except in full, without prior written approval of the Company. Any unauthorized alteration, forgery or falsification of the content or appearance of this document is unlawful and offenders may be prosecuted to the fullest extent of the law. Unless otherwise stated the results shown in this test report refer only to the sample(s) tested and such sample(s) are retained for 30 days only.  
 Attention: To check the authenticity of testing / inspection report & certificate, please contact us at telephone: (86-755) 8307 1443, or email: [CN.Doccheck@sgs.com](mailto:CN.Doccheck@sgs.com)

30MHz~1GHz

QP value:

Mode: b; Polarization: Horizontal;



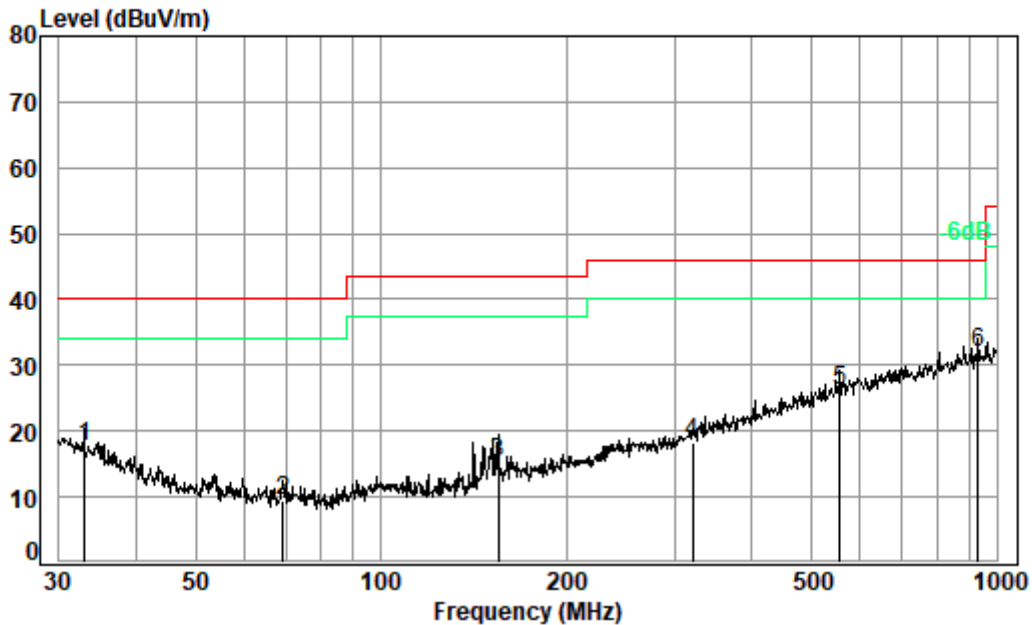
Condition: 3m HORIZONTAL  
Job No. : 03948CR  
Test Mode: b

|      | Freq   | Cable Loss | Ant Factor | Preamp Factor | Read Level | Level  | Limit  | Over   | Remark |
|------|--------|------------|------------|---------------|------------|--------|--------|--------|--------|
|      | MHz    | dB         | dB/m       | dB            | dBuV       | dBuV/m | dBuV/m | dB     |        |
| 1    | 30.75  | 0.60       | 22.07      | 27.73         | 23.59      | 18.53  | 40.00  | -21.47 | QP     |
| 2    | 90.54  | 1.11       | 13.15      | 27.62         | 24.74      | 11.38  | 43.50  | -32.12 | QP     |
| 3    | 210.79 | 1.46       | 16.89      | 27.11         | 24.85      | 16.09  | 43.50  | -27.41 | QP     |
| 4    | 446.41 | 2.40       | 23.48      | 27.59         | 24.34      | 22.63  | 46.00  | -23.37 | QP     |
| 5 pp | 719.20 | 2.96       | 28.02      | 27.88         | 25.29      | 28.39  | 46.00  | -17.61 | QP     |
| 6    | 965.54 | 3.67       | 30.13      | 26.83         | 23.57      | 30.54  | 54.00  | -23.46 | QP     |



Unless otherwise agreed in writing, this document is issued by the Company subject to its General Conditions of Service printed overleaf, available on request or accessible at <http://www.sgs.com/en/Terms-and-Conditions.aspx> and, for electronic format documents, subject to Terms and Conditions for Electronic Documents at <http://www.sgs.com/en/Terms-and-Conditions/Terms-e-Documents.aspx>. Attention is drawn to the limitation of liability, indemnification and jurisdiction issues defined therein. Any holder of this document is advised that information contained hereon reflects the Company's findings at the time of its intervention only and within the limits of Client's instructions, if any. The Company's sole responsibility is to its Client and this document does not exonerate parties to a transaction from exercising all their rights and obligations under the transaction documents. This document cannot be reproduced except in full, without prior written approval of the Company. Any unauthorized alteration, forgery or falsification of the content or appearance of this document is unlawful and offenders may be prosecuted to the fullest extent of the law. Unless otherwise stated the results shown in this test report refer only to the sample(s) tested and such sample(s) are retained for 30 days only.  
Attention: To check the authenticity of testing / inspection report & certificate, please contact us at telephone: (86-755) 8307 1443, or email: [CN.Doccheck@sgs.com](mailto:CN.Doccheck@sgs.com)

Mode :b; Polarization: Vertical



Condition: 3m VERTICAL  
Job No. : 03948CR  
Test Mode: b

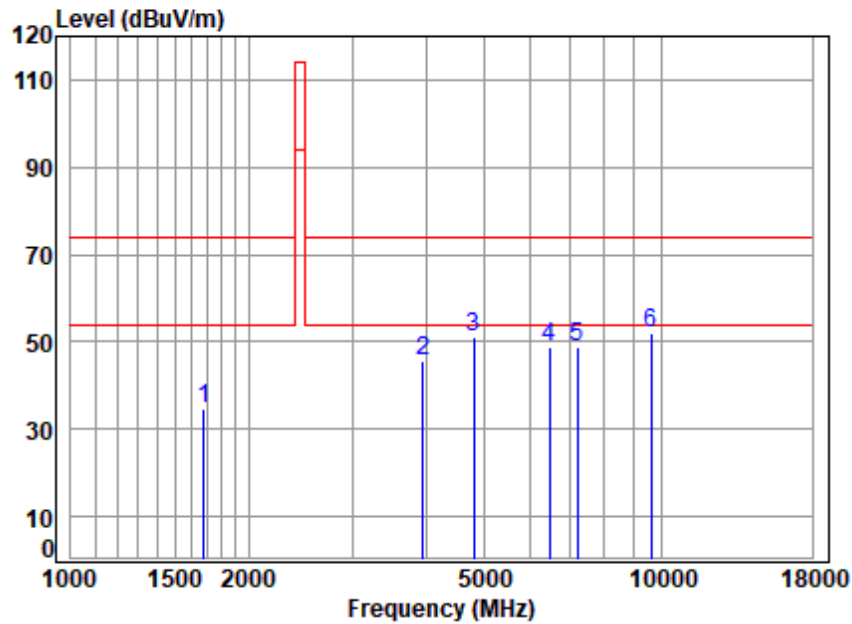
|      | Freq   | Cable Loss | Ant Factor | Preamp Factor | Read Level | Limit Level | Over Line | Over Limit | Remark |
|------|--------|------------|------------|---------------|------------|-------------|-----------|------------|--------|
|      | MHz    | dB         | dB/m       | dB            | dBuV       | dBuV/m      | dBuV/m    | dB         |        |
| 1    | 32.98  | 0.60       | 20.85      | 27.73         | 23.79      | 17.51       | 40.00     | -22.49     | QP     |
| 2    | 69.36  | 0.80       | 12.82      | 27.65         | 23.44      | 9.41        | 40.00     | -30.59     | QP     |
| 3    | 154.82 | 1.33       | 15.06      | 27.32         | 26.26      | 15.33       | 43.50     | -28.17     | QP     |
| 4    | 321.06 | 1.97       | 20.26      | 26.99         | 23.14      | 18.38       | 46.00     | -27.62     | QP     |
| 5    | 556.77 | 2.66       | 25.78      | 27.99         | 25.71      | 26.16       | 46.00     | -19.84     | QP     |
| 6 pp | 932.27 | 3.63       | 29.97      | 27.00         | 25.44      | 32.04       | 46.00     | -13.96     | QP     |



Unless otherwise agreed in writing, this document is issued by the Company subject to its General Conditions of Service printed overleaf, available on request or accessible at <http://www.sgs.com/en/Terms-and-Conditions.aspx> and, for electronic format documents, subject to Terms and Conditions for Electronic Documents at <http://www.sgs.com/en/Terms-and-Conditions/Terms-e-Document.aspx>. Attention is drawn to the limitation of liability, indemnification and jurisdiction issues defined therein. Any holder of this document is advised that information contained hereon reflects the Company's findings at the time of its intervention only and within the limits of Client's instructions, if any. The Company's sole responsibility is to its Client and this document does not exonerate parties to a transaction from exercising all their rights and obligations under the transaction documents. This document cannot be reproduced except in full, without prior written approval of the Company. Any unauthorized alteration, forgery or falsification of the content or appearance of this document is unlawful and offenders may be prosecuted to the fullest extent of the law. Unless otherwise stated the results shown in this test report refer only to the sample(s) tested and such sample(s) are retained for 30 days only.  
Attention: To check the authenticity of testing / inspection report & certificate, please contact us at telephone: (86-755) 8307 1443, or email: [CN.Doccheck@sgs.com](mailto:CN.Doccheck@sgs.com)

### Above 1GHz

Mode:b; Polarization:Horizontal; Modulation:GFSK; ; Channel:Low



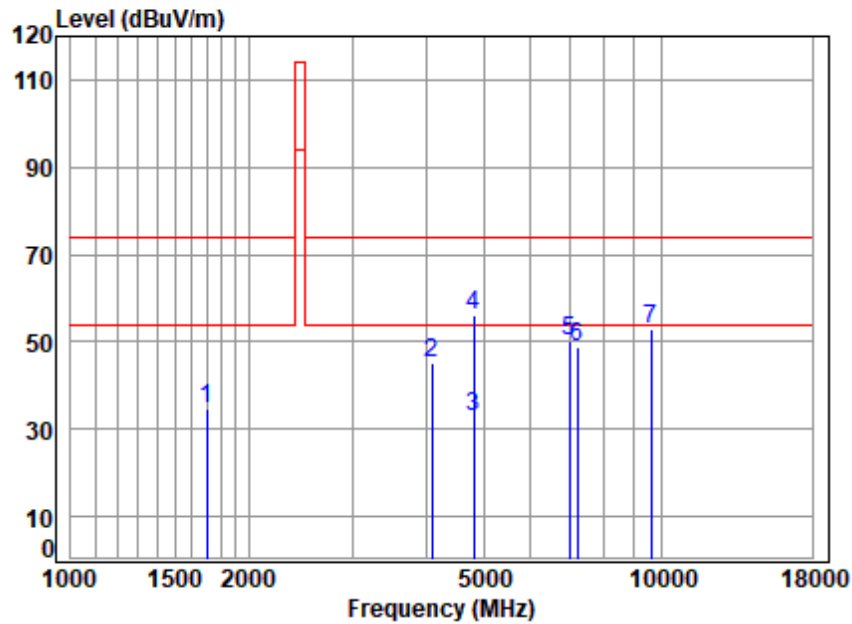
Site : chamber  
Condition: 3m HORIZONTAL  
Job No : 03948CR  
Mode : 2405 TX SE

|   | Freq     | Cable Loss | Ant Factor | Preamp Factor | Read Level | Level  | Limit Line | Over Limit | Remark |
|---|----------|------------|------------|---------------|------------|--------|------------|------------|--------|
|   | MHz      | dB         | dB/m       | dB            | dBuV       | dBuV/m | dBuV/m     | dB         |        |
| 1 | 1682.477 | 3.42       | 26.60      | 40.62         | 45.39      | 34.79  | 74.00      | -39.21     | peak   |
| 2 | 3946.885 | 6.20       | 33.46      | 42.11         | 48.04      | 45.59  | 74.00      | -28.41     | peak   |
| 3 | 4810.000 | 7.10       | 34.17      | 42.77         | 52.69      | 51.19  | 74.00      | -22.81     | peak   |
| 4 | 6470.026 | 8.28       | 35.08      | 41.97         | 47.41      | 48.80  | 74.00      | -25.20     | peak   |
| 5 | 7215.000 | 8.75       | 36.41      | 41.57         | 45.34      | 48.93  | 74.00      | -25.07     | peak   |
| 6 | 9620.000 | 10.80      | 37.52      | 38.56         | 42.19      | 51.95  | 74.00      | -22.05     | peak   |



Unless otherwise agreed in writing, this document is issued by the Company subject to its General Conditions of Service printed overleaf, available on request or accessible at <http://www.sgs.com/en/Terms-and-Conditions.aspx> and, for electronic format documents, subject to Terms and Conditions for Electronic Documents at <http://www.sgs.com/en/Terms-and-Conditions/Terms-e-Documents.aspx>. Attention is drawn to the limitation of liability, indemnification and jurisdiction issues defined therein. Any holder of this document is advised that information contained hereon reflects the Company's findings at the time of its intervention only and within the limits of Client's instructions, if any. The Company's sole responsibility is to its Client and this document does not exonerate parties to a transaction from exercising all their rights and obligations under the transaction documents. This document cannot be reproduced except in full, without prior written approval of the Company. Any unauthorized alteration, forgery or falsification of the content or appearance of this document is unlawful and offenders may be prosecuted to the fullest extent of the law. Unless otherwise stated the results shown in this test report refer only to the sample(s) tested and such sample(s) are retained for 30 days only.  
Attention: To check the authenticity of testing / inspection report & certificate, please contact us at telephone: (86-755) 8307 1443, or email: [CN.Doccheck@sgs.com](mailto:CN.Doccheck@sgs.com)

Mode:b; Polarization:Vertical; Modulation:GFSK; ; Channel:Low



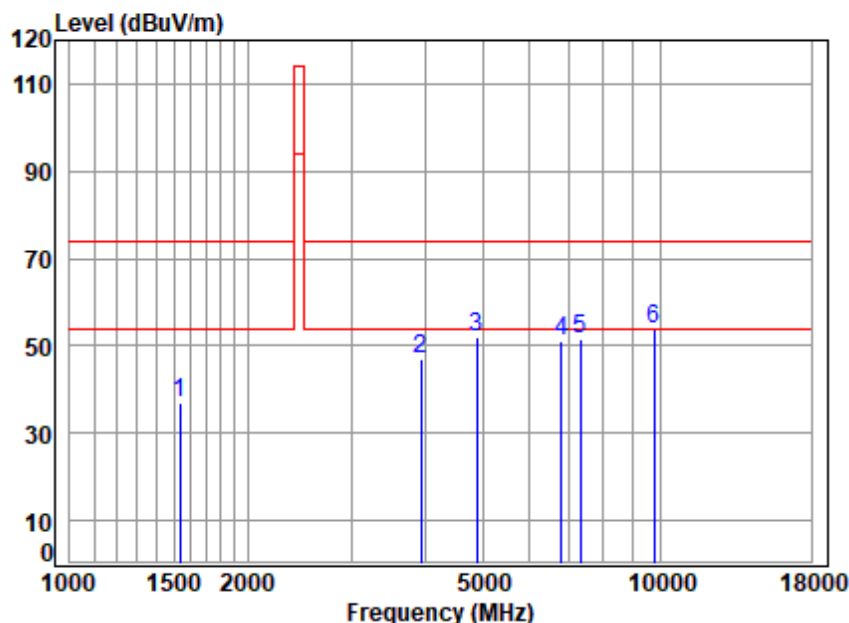
Site : chamber  
Condition: 3m VERTICAL  
Job No : 03948CR  
Mode : 2405 TX SE

|   | Freq     | Cable Loss | Ant Factor | Preamp Factor | Read Level | Level  | Limit Line | Over Limit | Remark  |
|---|----------|------------|------------|---------------|------------|--------|------------|------------|---------|
|   | MHz      | dB         | dB/m       | dB            | dBuV       | dBuV/m | dBuV/m     | dB         |         |
| 1 | 1697.129 | 3.43       | 26.66      | 40.63         | 45.38      | 34.84  | 74.00      | -39.16     | peak    |
| 2 | 4086.182 | 6.37       | 33.60      | 42.23         | 47.65      | 45.39  | 74.00      | -28.61     | peak    |
| 3 | 4810.000 | 7.10       | 34.17      | 42.77         | 34.21      | 32.71  | 54.00      | -21.29     | Average |
| 4 | 4810.000 | 7.10       | 34.17      | 42.77         | 57.66      | 56.16  | 74.00      | -17.84     | peak    |
| 5 | 6995.172 | 8.54       | 36.49      | 41.69         | 46.64      | 49.98  | 74.00      | -24.02     | peak    |
| 6 | 7215.000 | 8.75       | 36.41      | 41.57         | 45.09      | 48.68  | 74.00      | -25.32     | peak    |
| 7 | 9620.000 | 10.80      | 37.52      | 38.56         | 43.38      | 53.14  | 74.00      | -20.86     | peak    |



Unless otherwise agreed in writing, this document is issued by the Company subject to its General Conditions of Service printed overleaf, available on request or accessible at <http://www.sgs.com/en/Terms-and-Conditions.aspx> and, for electronic format documents, subject to Terms and Conditions for Electronic Documents at <http://www.sgs.com/en/Terms-and-Conditions/Terms-e-Documents.aspx>. Attention is drawn to the limitation of liability, indemnification and jurisdiction issues defined therein. Any holder of this document is advised that information contained hereon reflects the Company's findings at the time of its intervention only and within the limits of Client's instructions, if any. The Company's sole responsibility is to its Client and this document does not exonerate parties to a transaction from exercising all their rights and obligations under the transaction documents. This document cannot be reproduced except in full, without prior written approval of the Company. Any unauthorized alteration, forgery or falsification of the content or appearance of this document is unlawful and offenders may be prosecuted to the fullest extent of the law. Unless otherwise stated the results shown in this test report refer only to the sample(s) tested and such sample(s) are retained for 30 days only.  
Attention: To check the authenticity of testing / inspection report and certificate, please contact us at telephone: (86-755) 8307 1443, or email: [CN.Doccheck@sgs.com](mailto:CN.Doccheck@sgs.com)

Mode:b; Polarization:Horizontal; Modulation:GFSK; ; Channel:middle



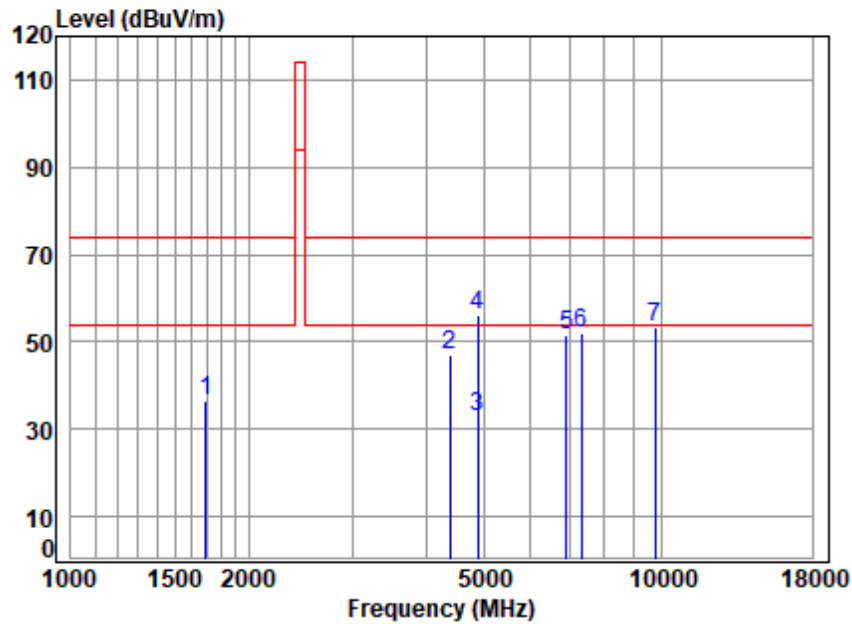
Site : chamber  
Condition: 3m HORIZONTAL  
Job No : 03948CR  
Mode : 2440 TX SE

|   | Freq     | Cable Loss | Ant Factor | Preamp Factor | Read Level | Limit Level | Limit Line | Over Limit | Remark |
|---|----------|------------|------------|---------------|------------|-------------|------------|------------|--------|
|   | MHz      | dB         | dB/m       | dB            | dBuV       | dBuV/m      | dBuV/m     | dB         |        |
| 1 | 1538.281 | 3.29       | 25.98      | 40.53         | 48.08      | 36.82       | 74.00      | -37.18     | peak   |
| 2 | 3935.493 | 6.19       | 33.43      | 42.10         | 49.37      | 46.89       | 74.00      | -27.11     | peak   |
| 3 | 4880.000 | 7.18       | 34.29      | 42.82         | 53.58      | 52.23       | 74.00      | -21.77     | peak   |
| 4 | 6795.879 | 8.44       | 35.94      | 41.79         | 48.35      | 50.94       | 74.00      | -23.06     | peak   |
| 5 | 7320.000 | 8.84       | 36.37      | 41.52         | 47.68      | 51.37       | 74.00      | -22.63     | peak   |
| 6 | 9760.000 | 10.76      | 37.55      | 38.35         | 43.81      | 53.77       | 74.00      | -20.23     | peak   |



Unless otherwise agreed in writing, this document is issued by the Company subject to its General Conditions of Service printed overleaf, available on request or accessible at <http://www.sgs.com/en/Terms-and-Conditions.aspx> and, for electronic format documents, subject to Terms and Conditions for Electronic Documents at <http://www.sgs.com/en/Terms-and-Conditions/Terms-e-Documents.aspx>. Attention is drawn to the limitation of liability, indemnification and jurisdiction issues defined therein. Any holder of this document is advised that information contained hereon reflects the Company's findings at the time of its intervention only and within the limits of Client's instructions, if any. The Company's sole responsibility is to its Client and this document does not exonerate parties to a transaction from exercising all their rights and obligations under the transaction documents. This document cannot be reproduced except in full, without prior written approval of the Company. Any unauthorized alteration, forgery or falsification of the content or appearance of this document is unlawful and offenders may be prosecuted to the fullest extent of the law. Unless otherwise stated the results shown in this test report refer only to the sample(s) tested and such sample(s) are retained for 30 days only.  
Attention: To check the authenticity of testing / inspection report & certificate, please contact us at telephone: (86-755) 8307 1443, or email: [CN.Doccheck@sgs.com](mailto:CN.Doccheck@sgs.com)

Mode:b; Polarization:Vertical; Modulation:GFSK; ; Channel:middle



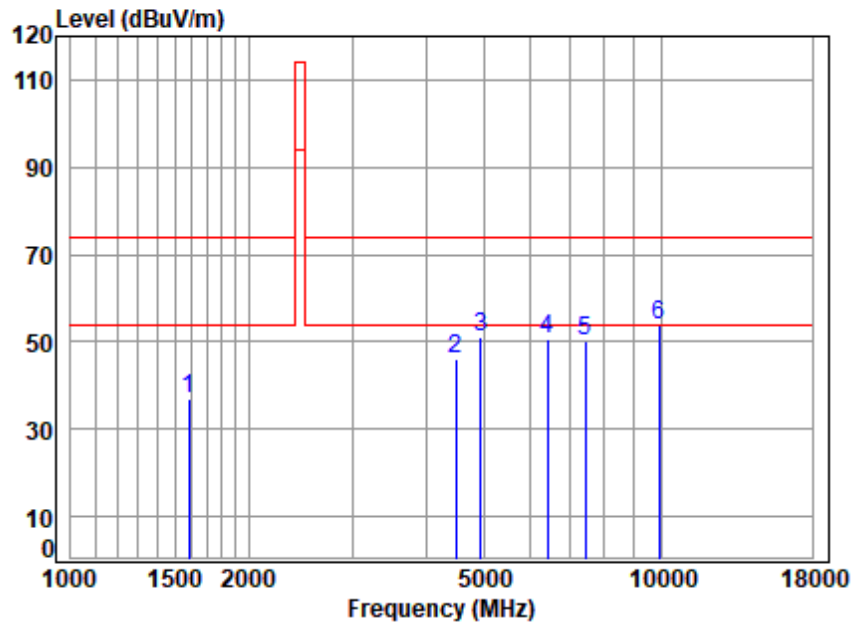
Site : chamber  
Condition: 3m VERTICAL  
Job No : 03948CR  
Mode : 2440 TX SE

|   | Freq     | Cable Loss | Ant Factor | Preamp Factor | Read Level | Level  | Limit Line | Over Limit | Remark  |
|---|----------|------------|------------|---------------|------------|--------|------------|------------|---------|
|   | MHz      | dB         | dB/m       | dB            | dBuV       | dBuV/m | dBuV/m     | dB         |         |
| 1 | 1692.231 | 3.42       | 26.64      | 40.63         | 46.91      | 36.34  | 74.00      | -37.66     | peak    |
| 2 | 4392.376 | 6.66       | 33.60      | 42.47         | 49.07      | 46.86  | 74.00      | -27.14     | peak    |
| 3 | 4880.000 | 7.18       | 34.29      | 42.82         | 34.16      | 32.81  | 54.00      | -21.19     | Average |
| 4 | 4880.000 | 7.18       | 34.29      | 42.82         | 57.61      | 56.26  | 74.00      | -17.74     | peak    |
| 5 | 6894.806 | 8.49       | 36.21      | 41.74         | 48.56      | 51.52  | 74.00      | -22.48     | peak    |
| 6 | 7320.000 | 8.84       | 36.37      | 41.52         | 48.47      | 52.16  | 74.00      | -21.84     | peak    |
| 7 | 9760.000 | 10.76      | 37.55      | 38.35         | 43.24      | 53.20  | 74.00      | -20.80     | peak    |



Unless otherwise agreed in writing, this document is issued by the Company subject to its General Conditions of Service printed overleaf, available on request or accessible at <http://www.sgs.com/en/Terms-and-Conditions.aspx> and, for electronic format documents, subject to Terms and Conditions for Electronic Documents at <http://www.sgs.com/en/Terms-and-Conditions/Terms-e-Documents.aspx>. Attention is drawn to the limitation of liability, indemnification and jurisdiction issues defined therein. Any holder of this document is advised that information contained hereon reflects the Company's findings at the time of its intervention only and within the limits of Client's instructions, if any. The Company's sole responsibility is to its Client and this document does not exonerate parties to a transaction from exercising all their rights and obligations under the transaction documents. This document cannot be reproduced except in full, without prior written approval of the Company. Any unauthorized alteration, forgery or falsification of the content or appearance of this document is unlawful and offenders may be prosecuted to the fullest extent of the law. Unless otherwise stated the results shown in this test report refer only to the sample(s) tested and such sample(s) are retained for 30 days only.  
Attention: To check the authenticity of testing / inspection report and certificate, please contact us at telephone: (86-755) 8307 1443, or email: [CN.Doccheck@sgs.com](mailto:CN.Doccheck@sgs.com)

Mode:b; Polarization:Horizontal; Modulation:GFSK; ; Channel:High



Site : chamber  
Condition: 3m HORIZONTAL  
Job No : 03948CR  
Mode : 2475 TX SE

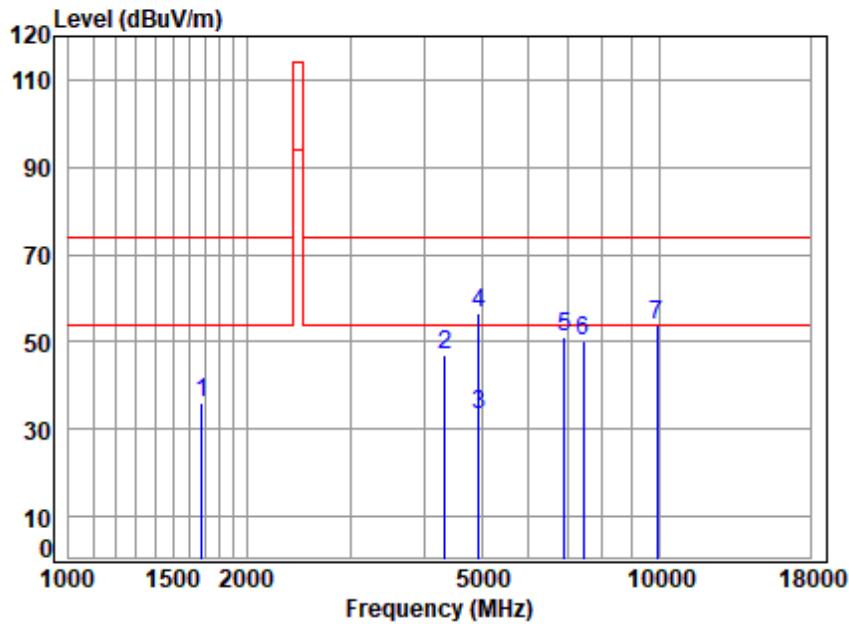
|   | Freq     | Cable Loss | Ant Factor | Preamp Factor | Read Level | Limit Level | Limit Line | Over Limit | Remark |
|---|----------|------------|------------|---------------|------------|-------------|------------|------------|--------|
|   | MHz      | dB         | dB/m       | dB            | dBuV       | dBuV/m      | dBuV/m     | dB         |        |
| 1 | 1583.392 | 3.33       | 26.18      | 40.56         | 47.94      | 36.89       | 74.00      | -37.11     | peak   |
| 2 | 4495.125 | 6.76       | 33.60      | 42.55         | 48.23      | 46.04       | 74.00      | -27.96     | peak   |
| 3 | 4950.000 | 7.25       | 34.41      | 42.87         | 52.22      | 51.01       | 74.00      | -22.99     | peak   |
| 4 | 6414.167 | 8.28       | 35.03      | 42.00         | 49.33      | 50.64       | 74.00      | -23.36     | peak   |
| 5 | 7425.000 | 8.94       | 36.33      | 41.47         | 46.24      | 50.04       | 74.00      | -23.96     | peak   |
| 6 | 9900.000 | 10.72      | 37.58      | 38.14         | 43.53      | 53.69       | 74.00      | -20.31     | peak   |



Unless otherwise agreed in writing, this document is issued by the Company subject to its General Conditions of Service printed overleaf, available on request or accessible at <http://www.sgs.com/en/Terms-and-Conditions.aspx> and, for electronic format documents, subject to Terms and Conditions for Electronic Documents at <http://www.sgs.com/en/Terms-and-Conditions/Terms-e-Documents.aspx>. Attention is drawn to the limitation of liability, indemnification and jurisdiction issues defined therein. Any holder of this document is advised that information contained hereon reflects the Company's findings at the time of its intervention only and within the limits of Client's instructions, if any. The Company's sole responsibility is to its Client and this document does not exonerate parties to a transaction from exercising all their rights and obligations under the transaction documents. This document cannot be reproduced except in full, without prior written approval of the Company. Any unauthorized alteration, forgery or falsification of the content or appearance of this document is unlawful and offenders may be prosecuted to the fullest extent of the law. Unless otherwise stated the results shown in this test report refer only to the sample(s) tested and such sample(s) are retained for 30 days only.  
Attention: To check the authenticity of testing / inspection report & certificate, please contact us at telephone: (86-755) 8307 1443, or email: [CN.Doccheck@sgs.com](mailto:CN.Doccheck@sgs.com)



Mode:b; Polarization:Vertical; Modulation:GFSK; ; Channel:High



Site : chamber  
Condition: 3m VERTICAL  
Job No : 03948CR  
Mode : 2475 TX SE

|   | Freq     | Cable Loss | Ant Factor | Preamp Factor | Read Level | Limit Level | Over Limit | Remark         |
|---|----------|------------|------------|---------------|------------|-------------|------------|----------------|
|   | MHz      | dB         | dB/m       | dB            | dBuV       | dBuV/m      | dB         |                |
| 1 | 1677.621 | 3.41       | 26.58      | 40.62         | 46.58      | 35.95       | 74.00      | -38.05 peak    |
| 2 | 4341.886 | 6.61       | 33.60      | 42.43         | 49.01      | 46.79       | 74.00      | -27.21 peak    |
| 3 | 4950.000 | 7.25       | 34.41      | 42.87         | 34.56      | 33.35       | 54.00      | -20.65 Average |
| 4 | 4950.000 | 7.25       | 34.41      | 42.87         | 58.01      | 56.80       | 74.00      | -17.20 peak    |
| 5 | 6914.763 | 8.50       | 36.27      | 41.73         | 48.07      | 51.11       | 74.00      | -22.89 peak    |
| 6 | 7425.000 | 8.94       | 36.33      | 41.47         | 46.21      | 50.01       | 74.00      | -23.99 peak    |
| 7 | 9900.000 | 10.72      | 37.58      | 38.14         | 43.56      | 53.72       | 74.00      | -20.28 peak    |



Unless otherwise agreed in writing, this document is issued by the Company subject to its General Conditions of Service printed overleaf, available on request or accessible at <http://www.sgs.com/en/Terms-and-Conditions.aspx> and, for electronic format documents, subject to Terms and Conditions for Electronic Documents at <http://www.sgs.com/en/Terms-and-Conditions/Terms-e-Documents.aspx>. Attention is drawn to the limitation of liability, indemnification and jurisdiction issues defined therein. Any holder of this document is advised that information contained hereon reflects the Company's findings at the time of its intervention only and within the limits of Client's instructions, if any. The Company's sole responsibility is to its Client and this document does not exonerate parties to a transaction from exercising all their rights and obligations under the transaction documents. This document cannot be reproduced except in full, without prior written approval of the Company. Any unauthorized alteration, forgery or falsification of the content or appearance of this document is unlawful and offenders may be prosecuted to the fullest extent of the law. Unless otherwise stated the results shown in this test report refer only to the sample(s) tested and such sample(s) are retained for 30 days only.  
Attention: To check the authenticity of testing / inspection report and certificate, please contact us at telephone: (86-755) 8307 1443, or email: [CN.Doccheck@sgs.com](mailto:CN.Doccheck@sgs.com)

## 8 Photographs

### 8.1 Test Setup

Please refer to setup photo.

### 8.2 EUT Constructional Details (EUT Photos)

Please refer to external and internal photos for details.

- End of the Report -

