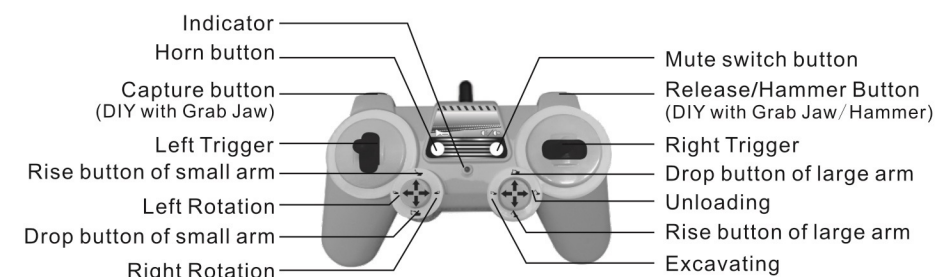


# USER MANUAL

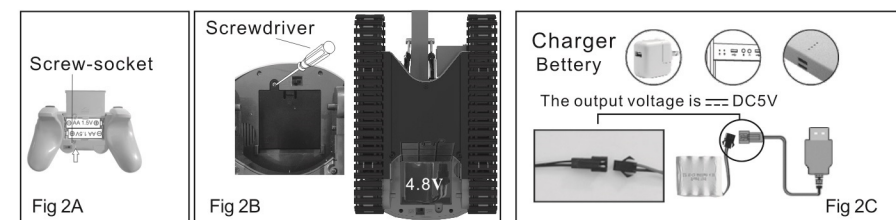
## 1 Main parameters

Item No.: E568-003  
Material: plastic and electronic components  
Batteries: Car battery: 4.8V AA rechargeable battery;  
Remote controller battery: 2 pcs of 1.5V AA batteries.



## 2 Battery Installation

1. Open the cover of battery case locates in the back of controller, inserts 2 pcs of 1.5V AA batteries into the battery case, and then screw the cover (Fig 2A).
2. Please screw out the cover at the back of car by screwdriver. open the cover as the arrow showed. insert 1pc of 4.8V AA battery, then screw the cover (Fig 2B).




The toy is to be connected to Class II equipment bearing the symbol.

**Notice:** This product shall be charged for four to five hours. The supporting USB charger shall not be used for other devices other than this product.



4. To remake a pair with other cars or remote controllers after turning off the power of both.



## 4 Advanced Functions

1. Horn button		
2. Mute function		
3. Forward		
4. Backward		
5. Turn left		
6. Turn Right		
7. Excavating		
8. Unloading		
9. Left Rotation		

10. Right Rotation		
11. Rise button of small arm		
12. Drop button of small arm		
13. Rise button of large arm		
14. Drop button of large arm		

## 5 Advanced features

### 1. Auto-OFF:

- After starting, the excavator would automatically shut down without receiving any signal in 60 seconds. To reactivate by pressing any keys.

### 2. Multi-playing Function

- Many productions could be played together at the same time since they are remote controlled by 2.4Ghz frequency.

## 6 Recharging

**Notice:** Please turn the power switch to "OFF" position if the product will not be used for a long time. Take the batteries out of the remote controller and the excavator if they are stored for a long time.

## 7 Notice

1. Don't play the toy on the road, select a safe place for operating to avoid dangerous.
2. Plays the toy in water may cause short-circuit damage. Please use the dry cloth to clean the car.
3. If abnormal speed or reaction, it may be because of insufficient battery power, please charge the battery.
4. The batteries should be charged under adult supervision. Please use the batteries recommended.
5. Please install the battery in a correct polarity.
6. Do not mix new and old batteries together, short-circuited.

This device complies with Part 15 of the FCC Rules. Operation is subject to the following two conditions: (1) this device may not cause harmful interference, and (2) this device must accept any interference received, including interference that may cause undesired operation. changes or modifications not expressly approved by the party responsible for compliance could void the user's authority to operate the equipment.

7. Please charge the battery before initial use.
8. Please check the plug, case and other units of charger regularly to make sure that it is not broken. Don't use again if you find abnormality of the charger.
9. Please do not connect the product to different performance power.

**CHOKING HAZARD**-small parts, not for children under 3 years.

Specifications colors and contents may vary from illustrations.

Frequency bands : 2405MHz to 2475 MHz  
Maximum output power: -5.15dBm (Declaration for Europe)

Manufacturer: Doubleeagle Industry (China) Limited.  
Address: Xingda Industrial Park, Chenghai District, Shantou City, Guangdong Province, China.  
Importer: JAMARA e.K.  
Address: Inh. Manuel Natterer  
Am Lauerbühl 5 - DE-88317 Aichstetten

Hereby, Doubleeagle Industry (China) Limited, declares that this [type of equipment] is in compliance with the essential requirements and other relevant provisions of Directive 2014/53/EU. The full test of the EU declaration of conformity is available at the following internet address: [www.doubleeagle.cn](http://www.doubleeagle.cn)

This equipment has been tested and found to comply with the limits for a Class B digital device, pursuant to Part 15 of the FCC Rules. These limits are designed to provide reasonable protection against harmful interference in a residential installation. This equipment generates, uses and can radiate radio frequency energy and, if not installed and used in accordance with the instructions, may cause harmful interference to radio communications. However, there is no guarantee that interference will not occur in a particular installation. If this equipment does cause harmful interference to radio or television reception, which can be determined by turning the equipment off and on, the user is encouraged to try to correct the interference by one or more of the following measures:  
- Reorient or relocate the receiving antenna.  
- Increase the separation between the equipment and receiver.  
- Connect the equipment into an outlet on a circuit different from that to which the receiver is connected.  
- Consult the dealer or an experienced radio/TV technician for help.  
This equipment complies with FCC radiation exposure limits set forth for an uncontrolled environment. This equipment should be installed and operated with minimum distance 20cm between the radiator and your body. This transmitter must not be co-located or operating in conjunction with any other antenna or transmitter.

y,  
to-

ild