


- FUNCTIONS**
- Omni-directional Remote Control
 - Forward/backward
 - Turn Left/Right
 - Loading
 - Unloading
 - Starting sound
 - Trumpet sound
 - High simulated sound
 - DEMO function
 - Auto shut-down function



R/C WHEEL LOADER

DOUBLE E
HEAVY INDUSTRY

6+



DOUBLE E
E519-003

Double E Heavy Industry



DOUBLE E HEAVY INDUSTRY



Double E Heavy Industry



DOUBLE E HEAVY INDUSTRY

RC
RADIO CONTROL
1/20

R/C WHEEL LOADER

BATTERY WARNINGS:

1. Non-rechargeable batteries are not to be recharged.
2. Rechargeable batteries are only to be charged under adult supervision.
3. Rechargeable batteries are to be removed from the toy before being charged.
4. Different types of batteries or new and used batteries are not to be mixed.
5. Batteries are to be inserted with the correct polarity.
6. Exhausted batteries are to be removed from the toy.
7. The supply terminals are not to be short-circuited.
8. The toy is not to be connected to more than recommended number of power supplies.
9. The toy is not intended for children under 3 years old.
10. Regular examination of transformer or battery charger for any damage to their cord, plug, enclosure and other parts they must not be used until the damage has been repaired.
11. Do not mix old and new batteries.
12. Do not mix alkaline batteries, standard (carbon-zinc) or rechargeable batteries.

INSTRUCTIONS

- Install 1 pc of 4.8V AA rechargeable battery into the battery case on the chassis, and then screw the battery cover.
- Install 2 pcs of 1.5V AA batteries into the controller, and then screw the battery cover at the bottom of remote controller.
- Turn on the switch of the truck and remote controller.
- To play the truck by remote controller.

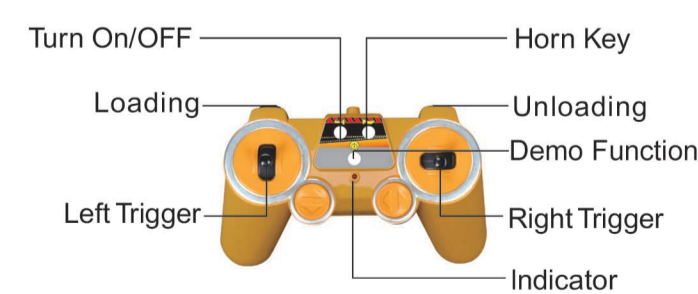


WARNING:


CHOKING HAZARD - small parts.
Not for children under 3 years.

Notice: Battery needs to be charged for the first time use. Images are for reference only and may differ from the real product, specific please prevail in kind. Please retain this packaging as it contains important information.

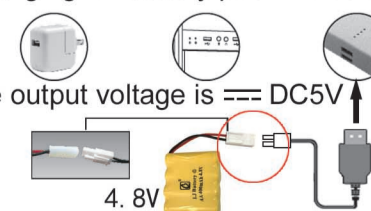
D: Achtung! Nicht für Kinder unter 36 Monaten geeignet. Erststüchungsgefahr wegen verschluckbarer Kleinteile.
GB/USA: WARNING! Not suitable for children under 36 months. Choking Hazard - small parts.
F: Attention! Ne convient pas aux enfants de moins de 36 mois. Danger d'étouffement car présence de petits éléments.
E/MEX: ¡ADVERTENCIA! No conviene para niños menores de 36 meses. Peligro de asfixia por atragantamiento de piezas pequeñas.
I: Avvertenza! Non adatto a bambini di età inferiore a 36 mesi. Pericolo di soffocamento per ingestione di componenti di piccole dimensioni.
NL: Waarschuwing! Niet geschikt voor kinderen jonger dan 36 maanden. Gevaar voor verstikking door kleine onderdelen die kunnen worden ingeslikt.
S: Varning! Inte lämpligt för barn under 36 månader. Det finns risk för kvävning.
CZ: Upozornění! Nevhodné pro děti mladší 36 měsíců. Nebezpečí udušení následkem spolknutí malých částí.
RUS: ВНИМАНИЕ! Игрушка не предназначена для детей младше 36 месяцев. Опасность смерти от удушья из-за проглоченных мелких деталей.
PL: Ostrzeżenie! Nie nadaje się dla dzieci w wieku poniżej 36 miesięcy. Niebezpieczeństwo zadławienia się z powodu małych, łatwych do połknięcia części.
Az apró részek fulladást okozhatnak!
SK: Upozornenie! Nevhodné pre deti do 36 mesiacov. Nebezpečnosť udusením z dôvodu prehltnutia malých častí.
FIN: Varoitus! Ei sovellet alle 36 kuukauden ikäisille lapsille. Tukehtumisvaara.
P: Aviso! Contra-indicado para crianças com menos de 36 meses. Perigo de asfixia devido à ingestão de peças pequenas.
TR: Dikkat! 36 aydan küçük çocuklar için uygun değildir, küçük parçaların yutulma tehlikesi vardır.
GR: Προσοχή! Δεν είναι κατάλληλο για παιδιά κάτω των 36 μηνών. Κίνδυνος πνιγμού από πθωνή κατάποση μικρών κομματιών.
DK: Advarsel! Ikke egnet for børn under 36 måneder. Risiko for kvælning på grund af løse smådele.
J: 【警告】3歳未満の幼児には適しません。窒息死などの危険がございます。小さなパーツが含まれますので、窒息死などの危険がございます。
CHT: 警告: 窒息危險-本產品含有小零件, 不適合三歲及以下兒童使用。



Power Switch
Insert two 1.5V AA batteries and make sure to match the polarity direction. (Batteries are not included)



Load 1PC of 4.8V rechargeable battery pack as per the correct polarity of the battery. (Batteries are included)
Charging for battery pack inside the car body



The toy is to be connected to Class II equipment bearing the symbol. Manufacturer: Doubleagle Industry (China) Limited
Address: Xingda Industrial Park, Chenghai District, Shantou City, Guangdong Province, China.
Website: www.doubleagle.cc

- Instruction of 2.4GHz Auto-coding**
1. After installing the batteries of truck and remote controller, open the switch of both. The indicator of remote controller and the front lights of truck would be flashing slowly, and then at a state of auto-coded. When the car with a sound of Di-Di, it means the auto-coding is successfully.
 2. One remote controller only could be coded one car. After the success of coding, there is non-interference of each car.
 3. If the remote controller could not find out the 2.4G signal of the car in 1 minute, it would turn in a sleeping state (light off of the indicator). To press any key to activate.
 4. To remake a pair with other cars or remote controllers after turning off the power of both.

ITEM NO.: E519-003



MADE IN CHINA

6 948061 921992