

USER MANUAL

1 Main Parameters

Product Name: R/C Construction Trucks

Item No. : E351-003


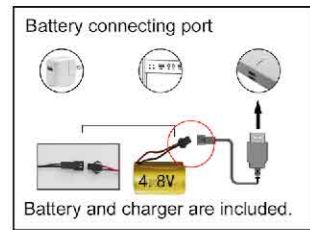
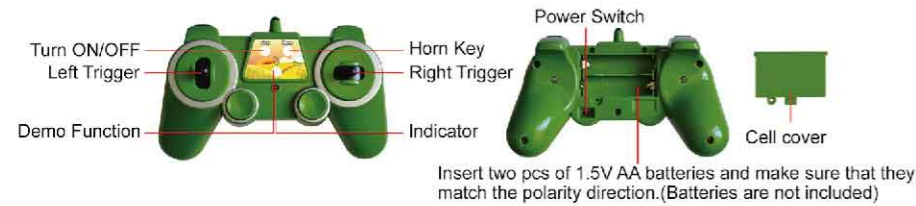
Material: plastic and electronic components

Batteries: Car battery: 1pc of 4.8V AA rechargeable battery

Remote controller battery: 2pcs of 1.5V AA batteries



Double E



2 Instruction of 2.4GHz Auto-matching

1. After installing the batteries into the r/c car and remote controller, turn on the power of both, the indicator on the controller started flashing and the car is now in a state of matching. Matching is successful when the indicator stopped flashing and turned off.
2. One remote controller can only match and control one car. After the success of matching, there is no interference between each car.
3. If the remote controller does not receive any 2.4G signals from the car for one minute, it would automatically turn to a sleeping state (indicator turns off). To re-activate, please press any key on the controller.
4. Turn off the power of both the controller and the car to cancel the matching between them so that the car/controller can match with another controller/car.

3 Basic Operation and Functions

1. Forward/backward: To push the Left Trigger ahead/back, the truck would go forward/backward; when forward, the lights on front and back would be lighted on; backward, the lights would be flashed (turn off when in a mute station)
2. Turn Left/Right: To push the Left Trigger forward/backward, and Right Trigger turns left/right, the truck would turn left/right. The lights on left would be flashed when turn left, the same of right lights when turn right.

4 Recharging

Notice: Please turn the power switch to "OFF" position if the product will not be used for a long time. Take the batteries out of the remote controller and the excavator if they are stored for a long time. Charge the battery for about 4 to 5 hours, but it charges for 8 hours before initial use.

5 Notice

1. Don't play the toy on the road, select a safe place for operating to avoid dangerous.
2. Plays the toy in water may cause short circuit damage. Please use the dry cloth to clean the car.
3. If abnormal speed or reaction, it may be because of insufficient battery power, please charge the battery.
4. The batteries should be charged under adult supervision. Please use the batteries recommended.
5. Please install the battery in a correct polarity.
6. Do not mix new and old batteries together, short-circuited.
7. Please charge the battery before initial use.
8. Don't break the remote control antenna to prevent injury.
9. Please check the plug case and other units of charger regularly to make sure that it is not broken. Don't use again if you find abnormality of the charger.
10. Please do not connect the product to different performance power.

changes or modifications not expressly approved by the party responsible for compliance could void the user's authority to operate the equipment.

This equipment has been tested and found to comply with the limits for a Class B digital device, pursuant to Part 15 of the FCC Rules. These limits are designed to provide reasonable protection against harmful interference in a residential installation. This equipment generates, uses and can radiate radio frequency energy and, if not installed and used in accordance with the instructions, may cause harmful interference to radio communications. However, there is no guarantee that interference will not occur in a particular installation.

If this equipment does cause harmful interference to radio or television reception, which can be determined by turning the equipment off and on, the user is encouraged to try to correct the interference by one or more of the following measures:

- Reorient or relocate the receiving antenna.
- Increase the separation between the equipment and receiver.
- Connect the equipment into an outlet on a circuit different from that to which the receiver is connected.
- Consult the dealer or an experienced radio/TV technician for help.

Frequency bands : 2402MHz to 2480MHz

Maximum output power: -17dBm

Manufacturer: Doubleeagle Industry (China) Limited.

Address: Xingda Industrial Park, Chenghai District, Shantou City, Guangdong Province, China.

Importer: JAMARA e.K.

Address: Inh. Manuel Natterer
Am Lauerbühl 5 - DE-88317 Aichstetten

CHOKING HAZARD-small parts, not for children under 3 years.
Specifications colors and contents may vary from illustrations.