

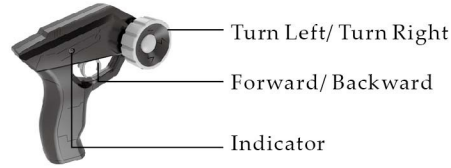
USER MANUAL



DOUBLE E

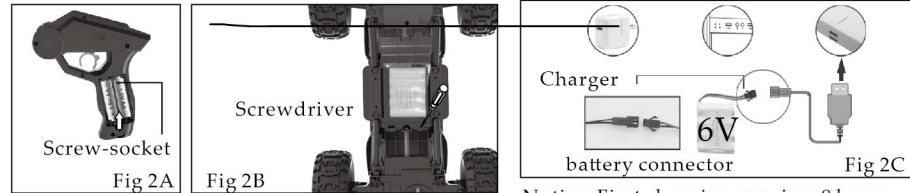
1 Main Parameters

Item No.: E321-003
Material: plastic and electronic components
Batteries: Car battery: 1 pc of 6 V AA rechargeable battery
Remote controller battery: 2 pcs of 1.5V AA batteries



2 Battery Installation

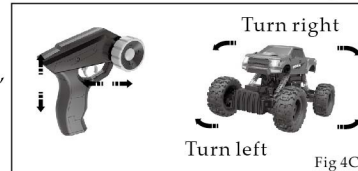
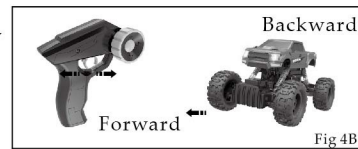
1. Open the battery cover of remote controller as the Fig 2A showed, inserts 2 pcs of 1.5V AA batteries and then screws the cover.
2. Open the cover under the truck by screwdriver, inserts 1pc of 4.8V AA rechargeable battery as the correct polarity, and then screw the cover.(Fig 2B)



Notice: First charging requires 8 hours, future charging requires 4 to 5 hours.

3 2.4G Auto Coding

- 1.Put the batteries in both of the car and the remote controller, and then turn on the switch of both. When the indicator of the remote controller flashes slowly, the car is in state of auto-matching. The indicator of the remote controller turns off means that the auto-matching is successful.
- 2.One remote controller can only match with one car. After the success of matching, there is non-interference of each tower.
- 3.If the remote controller could not find out the 2.4G signal of the tower in 1minute, it would turn in a sleeping state(light off of the indicator). To press any key to activate.
- 4.To remake a pair with other towers or remote controllers after turning off the power of both.



4 Basic Operation and Functions

- 1.Forward/Backward: To push the Trigger back/ahead, the truck would go forward/backward. (Fig 4B)
- 2.Turn Left/Right: To push the Trigger forward/backward, and Control Wheel turns left/right, the truck would turn left/right. (Fig 4C)

These functions could be multiple used for simulating operation.

5 Recharging

Notice: Please turn the power switch to "OFF" position if the product will not be used for a long time Take the batteries out of the remote controller and the excavator if they are stored for Charge. The vehicle battery charging time is about 2-3 hours, but it charges for 4-5 hours before initial use.

6 Notice

1. Don't play the toy on the road, select a safe place for operating to avoid dangerous
2. Plays the toy in water may cause short circuit damage please use the dry cloth to clean the car
3. If abnormal speed or reaction, it may be because of insufficient battery power, please charge the battery
4. The batteries should be charged under adult supervision Please use the batteries recommended
5. Please install the battery in a correct polarity
6. Do not mix new and old batteries together, short-circuited
7. Please charge the battery before initial use
8. Don t break the remote control antenna to prevent injury
9. Please check the plug case and other units of charger regularly to make sure that it is not broken. Don't use again if you find abnormality of the charger
10. Please do not connect the product to different performance power.

CHOKING HAZARD-small parts, not for children under 3 years.
Specifications, colors and contents may vary from illustration.

Hereby, [DOUBLEEAGLE INDUSTRY (CHINA)LIMITED], declares that this [REMOTE CONTROL CAR SERIES] is in compliance with the essential requirements and other relevant provisions of Directive 2014/53/EU.

The full test of the EU declaration of conformity is available at the following internet address: www.doublele-group.com

THIS DEVICE COMPLIES WITH PART 15 OF THE FCC RULES. OPERATION IS SUBJECT TO THE FOLLOWING TWO CONDITIONS: (1) THIS DEVICE MAY NOT CAUSE HARMFUL INTERFERENCE, AND (2) THIS DEVICE MUST ACCEPT ANY INTERFERENCE RECEIVED, INCLUDING INTERFERENCE THAT MAY CAUSE UNDESIRE OPERATION.

Manufacturer: Doubleeagle Industry(China)Limited.
Address: Xingda Industrial Park, Chenghai District, Shantou City, Guangdong Province, China.

Importer: JAMARA e.K.

Address: Inh .Manu el Natterer

Am Lauerbuhl5-DE-88317 Aichstetten Germany

CHOKING HAZARD-small parts, not for children under 3 years.

changes or modifications not expressly approved by the party responsible for compliance could void the user's authority to operate the equipment. This equipment has been tested and found to comply with the limits for a Class B digital device, pursuant to Part 15 of the FCC Rules.These limits are designed to provide reasonable protection against harmful interference in a residential installation.This equipment generates, uses and can radiate radio frequency energy and, if not installed and used in accordance with the instructions, may cause harmful interference to radio communications.

However, there is no guarantee that interference will not occur in a particular installation.

If this equipment does cause harmful interference to radio or television reception, which can be determined by turning the equipment off and on, the user is encouraged to try to correct the interference by one or more of the following measures:

- Reorient or relocate the receiving antenna.
- Increase the separation between the equipment and receiver.
- Connect the equipment into an outlet on a circuit different from that to which the receiver is connected.
- Consult the dealer or an experienced radio/TV technician for help.

MODIFICATION: Any changes or modifications not expressly approved by the grantee of this device could void the user's authority to operate the device.

| | |
|---------------------|-------------------|
| OPERATING FREQUENCY | 2405MHz ~ 2475MHz |
| EIRP (MAX.) | -6.17dBm |