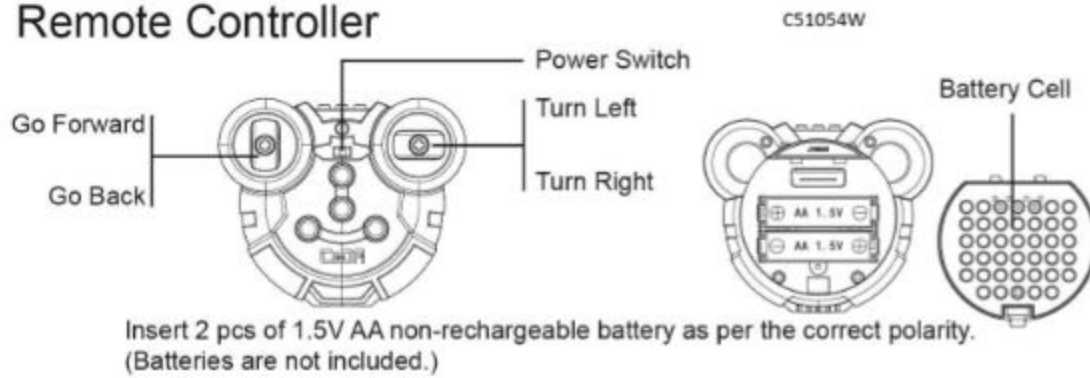
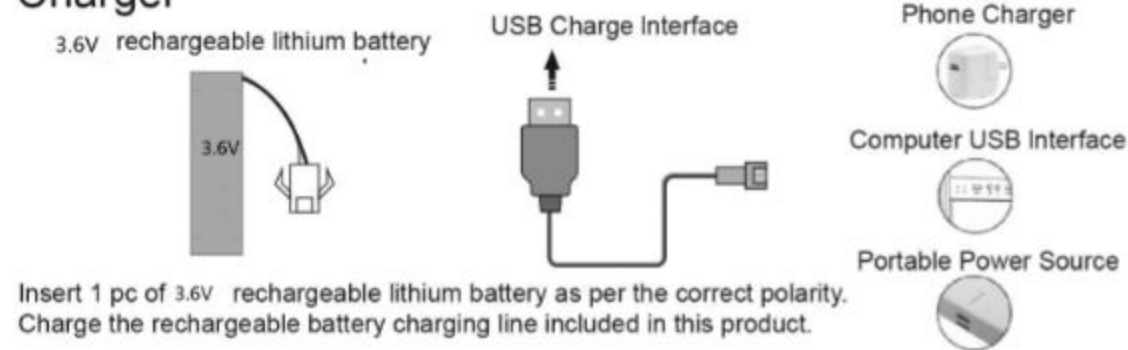


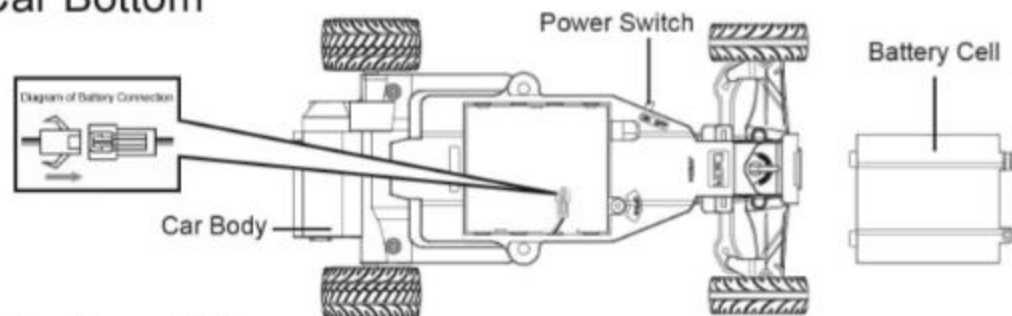
Remote Controller



Charger



Car Bottom



Battery Usage Notices:

1. Use 2 pcs of 1.5V AA non-rechargeable batteries for the remote controller.
2. Use 1 pc of 3.6V rechargeable lithium battery for the toy.
3. Insert/change batteries as per the correct polarity.
4. Non-rechargeable batteries are not rechargeable.
5. Do not mix old and new batteries, nor mix different types of batteries. Take out the exhausted batteries from the toy.
6. The toy is not to be connected to more than recommended number of power supplies.
7. The toy is not intended for children under 3 years old.
8. Rechargeable batteries are to be removed from the toy before being charged. Rechargeable batteries are only to be charged under adult supervision.
9. Regularly check the wire, shell and other components for any damage. Stop using when the damage is founded, the supply terminals are not to be short-circuited.
10. Unscrew the battery cover with the screwdriver, and insert the batteries as per the correct polarity. then close the battery cover with screwdriver, and tighten the screw.
11. Do not mix alkaline batteries, standard (carbon-zinc) or rechargeable batteries.
12. The toy is only to be connected to Class II equipment bearing the symbol."

Frequency bands: 2426MHz to 2474MHz

Maximum output power: 0.5dBm (for EU)

Manufacturer: Doubleeagle Industry (China) Limited.

Address: Xingda Industrial Park, Chenghai

District, Shantou City, Guangdong Province, China.

Importer Name: JAMARA e.K.

Address: Am Lauerbuehl 5 88317 Aichstetten
Germany

CHOKING HAZARD-small parts, not for children under 3 years.

Specifications colors and contents may vary from illustrations.

This toy is only to be connected to equipment bearing either of the following symbols:



This device complies with Part 15 of the FCC Rules. Operation is subject to the following two conditions: (1) this device may not cause harmful interference, and (2) this device must accept any interference received, including interference that may cause undesired operation.

changes or modifications not expressly approved by the party responsible for compliance could void the user's authority to operate the equipment.

This equipment has been tested and found to comply with the limits for a Class B digital device, pursuant to Part 15 of the FCC Rules. These limits are designed to provide reasonable protection against harmful interference in a residential installation. This equipment generates, uses and can radiate radio frequency energy and, if not installed and used in accordance with the instructions, may cause harmful interference to radio communications. However, there is no guarantee that interference will not occur in a particular installation.

If this equipment does cause harmful interference to radio or television reception, which can be determined by turning the equipment off and on, the user is encouraged to try to correct the interference by one or more of the following measures:

- Reorient or relocate the receiving antenna.
- Increase the separation between the equipment and receiver.
- Connect the equipment into an outlet on a circuit different from that to which the receiver is connected.
- Consult the dealer or an experienced radio/TV technician for help.