



Digital Infrared Ear Thermometer eTE-68B4(EOC-STMBT)



User Guide

Any Changes or modifications not expressly approved by the party responsible for compliance could void the user's authority to operate the equipment.

This device complies with part 15 of the FCC Rules. Operation is subject to the following two conditions: (1) This device may not cause harmful interference, and (2) this device must accept any interference received, including interference that may cause undesired operation.

This equipment complies with FCC radiation exposure limits set forth for an uncontrolled environment .

This transmitter must not be co-located or operating in conjunction with any other antenna or transmitter.

Eocene Health Systems

Dear Customer,

Thank you for choosing the Eocene Digital Infrared Ear Thermometer eTE-68B4(EOC-STMBT)
For the purpose of proper usage and maintenance of the Thermometer, please read this manual completely before operating the unit.

Please retain this instruction manual for future use. The warranty card is attached to this manual. please retain it as well.

Note: Illustrations in this manual is solely for interpretation purposes only

Table of Content

Safety Information	3
What is in the Box	4
Description and Features	4
Setting measuring Unit	4
Direction for use	5
Accessing Stored Measurements	5
Specifications	6
Warranty	7

Safety Information

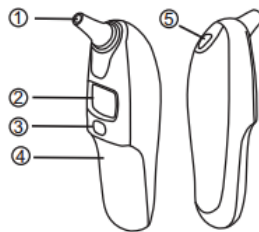
1. *Contact your doctor and obtain all information about your ailment.*
2. *Self diagnosis and self treatment based on the measurements obtained using this device may be dangerous.*
3. *Always follow the instructions of your physician or licensed healthcare provider.*
4. *This device is intended for the use of adults to measure temperature of adults, children and infants.*
5. *Do not use the device to measure temperature of oven, fire or other hot bodies.*
6. *Do not allow children to use this device on themselves, infants and on people who have difficulty in expressing their intentions.*
7. *Do not adjust medication based on measurement results from this thermometer. Take medication as prescribed by your physician. Only a physician is qualified to diagnose and treat ailments.*
8. *The thermometer is not intended to be a diagnostic device.*
9. *This device is only for use on human body for measuring body temperature.*
10. *Do not use a mobile / cell phone near this device.*
11. *Keep away from water and moist areas. The device is not water proof.*
12. *Do not dismantle or repair the device. There is no user serviceable parts inside.*
13. *Use only 1.5 V (Volt) alkaline batteries for this device. Using other type of batteries may damage the unit.*
14. *Ensure the batteries are inserted in to the battery compartment with the correct polarity.*
15. *If battery fluid gets in to your eyes, rinse with plenty of water and contact a physician immediately.*
16. *When the 'Low battery' indicator appear on the screen, replace all 2 batteries after turning off the device.*
17. *If the device is being used after more than 3 months of inactivity, please replace the batteries.*
18. *Dispose batteries and the device in accordance with the prevailing laws and regulation of your City/county/State.*
19. *Please note that the device should be in the same room for at the least 30 minutes where, the person is whose, temperature is to be measured.*
20. *If you were out in the sun or have exercised , please wait 30 minutes to take your temperature.*
21. *Allow 20 seconds between 2 consecutive measurements.*
22. *Use only a soft cloth dampened with mild soap solution to clean the device.*

What is in the Box

1. Digital Infrared Ear Thermometer with protective sensor tip cap
2. Batteries (2 x AAA batteries)
3. User Manual
4. Warranty card

Description and Features

The Eocene digital Infrared ear thermometer has been carefully developed for a safe, precise and rapid temperature measurement in the ear. The device is a non-invasive ear thermometer with an infrared detector to determine the body temperature in the auditory canal of adults and children.



- 1 Sensor Tip
- 2 Display screen
- 3 On/Off Power switch
- 4 Battery Cover
- 5 Scan and Memory button

The temperature measuring range is : 30°C - 42.2°C or 86°F - 107.96°F
When the temperature is lower than 30°C / 86°F, the device will display : L°C / L°F
When the temperature is higher than 42.2°C / 107.96°F, the device will display: H°C / H°F. Other features include:

1. 1 second measurement time
2. 10 measurement memory
3. Fever alarm
4. Low Battery alarm
5. Auto turn-off after one minute of no use

Setting the measuring unit

In the switch off mode, press and hold the 'Scan/M' button for 3 seconds until the default unit (°C) appears. Release and press again to change to °F



Direction for use

1. Press on the cover of the battery compartment and slide it down. insert the 2 'AAA' Batteries by matching the polarities: + (positive) and - (Negative) as marked in the battery compartment. Slide in the battery compartment cover back.
2. Remove the protective sensor cap
3. Press the On/Off button to power on the thermometer. With a beep the screen will turn on and would display as shown in figure 1 on the right
4. In approximately 2 seconds the device will be ready for measurement and the screen will display an image of the ear as shown in figure 2.
5. Insert the probe/sensor in to the ear canal. When using on Children below 12 months, slightly pull the ear lobe back and up to straighten the ear canal. Insert the sensor / probe until it completely seals the ear canal.
6. Press the Scan / M button. At this moment, the ear image will disappear from the display screen and a short beep will be heard.
7. When the measurement is over, a long beep will be heard,
8. Release the Scan/M button and the measured reading will appear on the display screen along with the ear image Please see Figure 3.
9. To re scan / measure the temperature please wait 20 seconds.



Figure 1

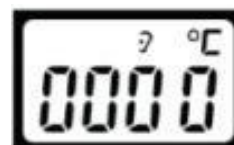


Figure 2

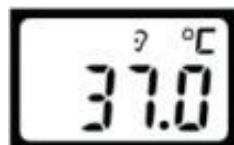


Figure 3

Accessing Stored Measurements

While the thermometer is switched off, press the 'Scan/M' button and release it. The screen will light up. press the 'Scan/M' button again to read the memorized measurements one by one starting from 1 to 10. please see figure 4. Each time the 'Scan/M' button is pressed, the next saved measurement will be displayed.

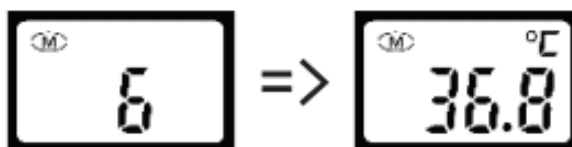


Figure 4

Specification

Device:	Bluetooth Infrared Ear thermometer
Model:	eTE-68B4(EOC-STMBT)
Type:	Digital
Test time:	1second
Test interval:	20 Seconds
Temperature Measurement range:	89.6°F - 108.5°F (32°C - 42.5°C)
Accuracy:	+/-0.4°F/ or +/-0.2°C
Min scale :	0.1 degree
Unit:	Fahrenheit / Centigrade
Batteries:	2 AAA batteries
Bluetooth Communication distance:	10m/30F (barrier free)
Specialties:	Auto shut-off, High temperature reminder, Fever warning, safe and hygienic

Warranty

One year warranty from the date of purchase. purchase invoice required

Warranty service shall not be provided if the device malfunction is because:

1. The user opened the device and or dismantled and reinstalled the device
2. User inadvertently or otherwise dropped the device
3. lack of reasonable maintenance
4. User operated the device not in accordance with the guidelines provided in the user manual
5. Repair or maintenance done by an unauthorized personnel or establishment

Service provided outside the scope of warranty will be charged as per prevailing regulations and stipulated rates.

For warranty services, please contact:

Eocene Systems,
2441 Bellevue Avenue,
Daytona Beach, FL 32114
Support: 321-567-0688 FAX: 321-567-0688

Warranty Card

Model Number: _____

Name of Purchaser: _____

Date of Purchase: _____

Address: _____

Name of Store: _____

Address: _____

Zip: _____ State: _____

Zip: _____ State: _____

Phone: _____

Please attached copy of purchase invoice

Eocene Systems,
2441 Bellevue Avenue,
Daytona Beach, FL 32114