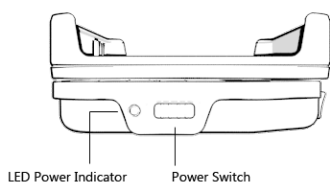
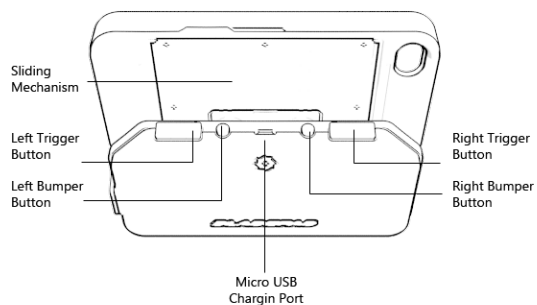
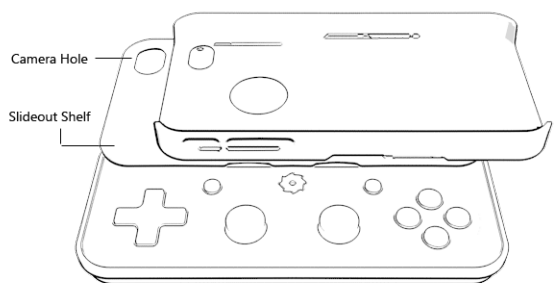
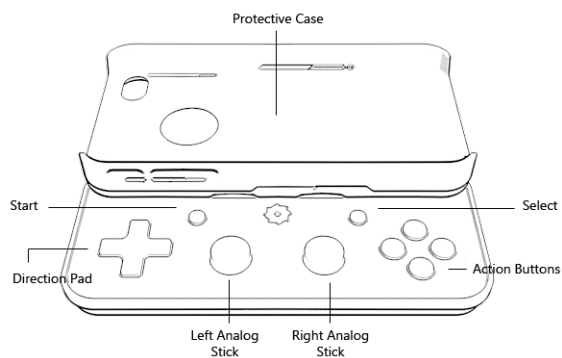


BLADEPAD USER MANUAL

OVERVIEW

Bladepad SLIDING BLUETOOTH GAMEPAD Model name:KRGCT02-Bladepad



Note Bladepad is not compatible with iPhone 4. For a complete list of supported devices, please visit www.bladepad.com/about/devices

Controls:

Bladepad has the following inputs:

Dual Joysticks

A, B, X, and Y Action Buttons

Start and Select

L1, L2, R1, & R2

Directional Pad (D-pad)

Power Cable:

The dual charging cable is included with the Bladepad gaming accessory.



The charging cable allows you to charge Bladepad . Plug the micro USB connector into your Bladepad's charging port, and the USB connector into a power source. Do not leave the cable plugged into a power source when not in use. Never leave one of the connectors unplugged when the cable is plugged into a power source.

LED Indicators:

No LED – Indicates that Bladepad is OFF or in Sleep Mode

Flashing Blue LED – Indicates Pairing Mode.

Solid Blue LED – Indicates Bladepad is connected and on.

Red LED – Indicates Charging Mode. The Red light will turn off when Bladepad has fully charged.

GETTING STARTED

WARNING:

Before using this product, read this manual for important safety and health information.

Required Items:

- A Bladepad supported iOS device. The following devices have support for Bladepad: iPhone 4S, iPhone 5, iPod Touch (5th generation), iPad Retina, iPad Mini. An up-to-date list is kept at www.bladepad.com/about/devices

- An internet connection to download Bladepad enabled apps from the App Store. A complete list of Bladepad enabled apps is available at www.bladepad.com/games. Some games may contain content that is inappropriate for children.

Attaching your iPhone to the Gamepad:

Place your iPhone/iPod Touch in the protective case. Press the device into the protective case until the case snaps on. Be sure that you have fully pressed your device into the case and that it is secure before proceeding. If your device is not secure in the protective case, it may result in damage to your iPhone/iPod Touch. Bladepad assumes no responsibility for any damage caused to iPhones, iPods, or iPads.

Connecting Bladepad to Your Device

Bladepad connects wirelessly via Bluetooth. Make sure that both your Bladepad and your device are turned on. Open the 'Settings' app. Select 'Bluetooth' and turn 'ON' Bluetooth.

Once the Bluetooth menu displays 'Now Discoverable,' close the 'Settings' app.

Open a Bladepad enabled app (a full list is available at bladepad.com/games)


The app will either connect automatically, or it will have an option to connect Bladeпад within the game options/settings menu.

Bladeпад has successfully connected when the blue power light on the side of the gameпад is no longer flashing and remains on. After connecting to an app for the first time, the app will remember your Bladeпад device and automatically connect the next time you open the app.

If you open another app while playing with Bladeпад, it will automatically reconnect when you resume the previous app.

ADDITIONAL FEATURES AND INFORMATION

BACKLIGHT ON/OFF TOGGLE

Bladeпад can be used with or without the backlight turned on. To use the gameпад without the backlight, set the power switch to ‘ON.’ To use the backlight, move the power switch to .

SLEEP MODE

Bladeпад enters sleep mode after 2 minutes of inactivity in order to conserve energy. Sleep mode does not disrupt the wireless connection to your iPhone, iPod, or iPad. To resume playing and wake Bladeпад, press the ‘START’ button.

CLEANING

Before cleaning, disconnect all cables and turn Bladeпад off (move power switch to the ‘OFF’ position).

- Use a soft, lint-free cloth.
- Avoid getting moisture in openings.
- Don’t use cleaning products

WIRELESS INTERFERENCE

You may experience interference when using Bladeпад around a large quantity of wireless devices or in close proximity to strong wireless signal emitters.

IMPORTANT HEALTH AND SAFETY WARNINGS

WARNING: Failure to follow these safety instructions could result in electric shock, or other injuries, or damage to iPhone or other property. Read all safety information below before using Bladeпад.

Photosensitive Seizures Warning

Though uncommon, it is possible for some people with or without a history of epilepsy to experience a seizure when exposed to certain images, patterns, or flashing lights that may appear in video games.

These seizures may have a variety of symptoms, including lightheadedness, altered vision, eye or face twitching, jerking or shaking of arms or legs, disorientation, confusion, momentary loss of awareness, loss of consciousness, or convulsions that can lead to injury.

If you experience a seizure, immediately stop playing and consult with a physician.

Musculoskeletal Disorders Warning

Using input devices, such as game controllers, mice, and keyboards can cause musculoskeletal disorders such as carpo tunnel syndrome, tendonitis, tenosynovitis, vibration syndrome, and other conditions. If you experience symptoms such as persistent or recurring discomfort, pain, throbbing, aching, tingling, numbness, burning sensation, or stiffness, in the hands, arms, shoulders, neck or other body parts, DO NOT IGNORE THESE WARNING SIGNS. PROMPTLY SEE A QUALIFIED HEALTH PROFESSIONAL. Symptoms such as these can be a warning sign for

painful and sometimes permanently disabling injuries or disorders. Be sure to take breaks regularly and keep your hands, fingers, and other body parts relaxed to reduce your risk of experiencing a musculoskeletal disorder. Parents should monitor children for appropriate usage.

Operational Temperature Warning:

Bladeпад is designed to operate and be stored in ambient temperatures between 32° and

95° F (0° and 35° C). Do not expose Bladeпад to extreme temperatures; it can be damaged and battery life shortened if stored or operated outside of these temperatures. Avoid exposing Bladeпад to dramatic changes in temperature or humidity.

If the temperature of Bladeпад exceeds normal operating temperatures, it may not function properly and may result in permanent damage.

CHOKING HAZARD Contains small parts. Not for Children under 3 years. May contain sharp edges.

PROPER CARE FOR YOUR PRODUCT

Bladeпад has an internal, lithium-ion rechargeable battery. Rechargeable batteries have a limited number of charge cycles and may eventually need to be replaced and disposed of.

Bladeпад has sensitive electronic components inside and should be handled with care. Bladeпад can be damaged if dropped, burned, punctured, crushed, or if it comes in contact with liquid. Don’t use a damaged Bladeпад, as it may cause injury.

Never force a connector into a port or apply excessive pressure to a button, because this may cause damage that is not covered under the warranty.

Bladeпад is made of metal and plastic. When metal becomes hot it can burn you. If your device feels hot or unusually/excessively warm, discontinue using the device immediately.

Do not open, take apart, modify, or repair Bladeпад in any way. Disassembling Bladeпад may cause injury to you or damage to Bladeпад and it will void your warranty. Don’t attempt to replace the Bladeпад battery yourself—you may damage the battery, which could cause overheating and injury. Do not incinerate the battery.

DISPOSAL AND RECYCLING

You must dispose of Bladeпад properly according to local laws and regulations. Bladeпад contains electronic components and a battery and, therefore, must be disposed of separately from household waste. Contact local authorities to learn about disposal and recycling options.

WARRANTY INFORMATION

Bladeпад has a one year limited warranty. For detailed information, visit www.bladeпад.com/warranty

BLADEPAD SUPPORT

Comprehensive support information is available online at www.bladeпад.com/contact.

© 2013 Bladeпад, LLC. All rights reserved.

Bladeпад and the Saw Blade logo are registered trademarks of Bladeпад, LLC. All other logos and trademarks are property of their respective owners. Patents Pending.

Mention of third-party products is for informational purposes only. Bladeпад assumes no responsibility in regard to the performance or use of these products. All agreements or warranties, if any, take place directly between the vendors and the prospective users. Every effort has been made to ensure that the information in this manual is accurate. Bladeпад is not responsible for printing or clerical errors.

FCC Statement
This equipment has been tested and found to comply with the limits for a Class B digital device, pursuant to part 15 of the FCC Rules. These limits are designed to provide reasonable protection against harmful interference in a residential installation. This equipment generates uses and can radiate radio frequency energy and, if not installed and used in accordance with the instructions, may cause harmful interference to radio communications. However, there is no guarantee that interference will not occur in a particular installation. If this equipment does cause harmful interference to radio or television reception, which can be determined by turning the equipment off and on, the user is encouraged to try to correct the interference by one or more of the following measures:
—Reorient or relocate the receiving antenna.
—Increase the separation between the equipment and receiver.
—Connect the equipment into an outlet on a circuit different from that to which the receiver is connected.
—Consult the dealer or an experienced radio/TV technician for help.

FCC Statement
This device complies with FCC radiation exposure limits set forth for an uncontrolled environment. This device complies with Part 15 of the FCC Rules. Operation is subject to the following two conditions: (1) this device may not cause harmful interference, and (2) this device must accept any interference received, including interference that may cause undesired operation.

Caution!
Any changes or modifications not expressly approved by the party responsible for compliance could void the user’s authority to operate the equipment