


**Appendix C. Test Setup Photographs & EUT Photographs**  
**Test Setup Photographs**


**EUT Front**




**EUT Back**




**EUT Left-Side**




**EUT Right-Side**



### EUT Top



### EUT Bottom



### Depth of the liquid in the phantom-Zoom In



Note: The positions used in the measurements were according to IEEE 1528-2013.